

**Ron Turner**

Supervisor of Elections

Sarasota County, FL

Date 9/1/2023

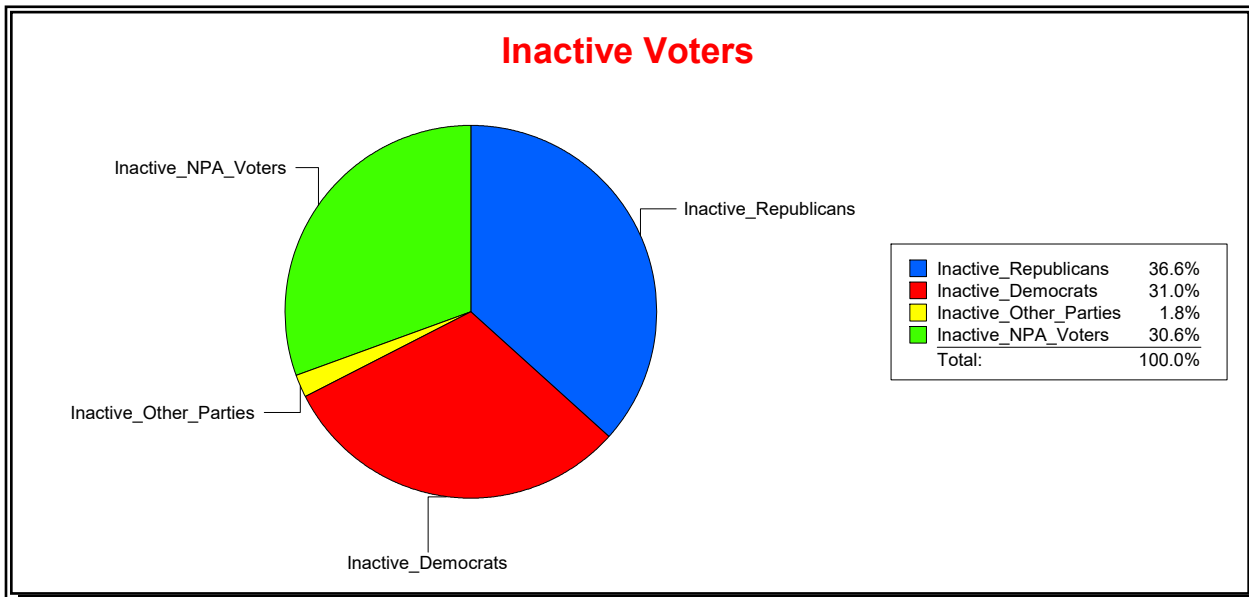
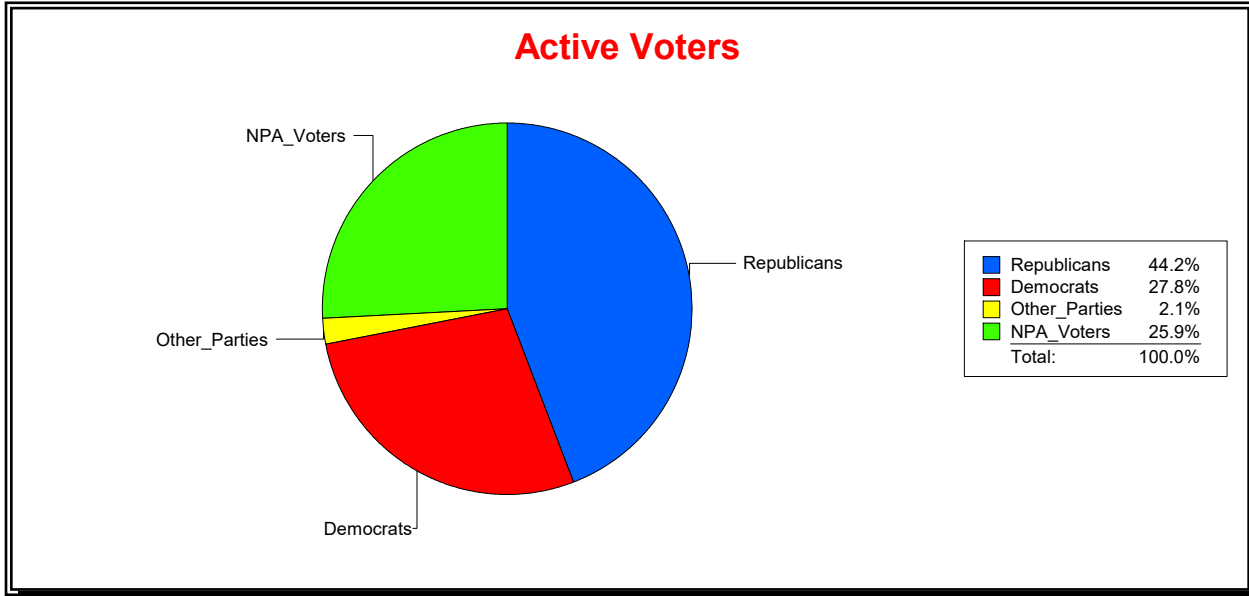
Time 11:55 AM

**Graphs of District Registration**

**Active Registered Voters**

**Inactive Voters**

| <u>District</u>   | <u>Total</u> | <u>Dems</u> | <u>Reps</u> | <u>NonP</u> | <u>Other</u> | <u>Total</u> | <u>Dems</u> | <u>Reps</u> | <u>NonP</u> | <u>Other</u> |
|-------------------|--------------|-------------|-------------|-------------|--------------|--------------|-------------|-------------|-------------|--------------|
| <b>COUNTYWIDE</b> | 349,846      | 97,190      | 154,706     | 90,493      | 7,457        | 24,821       | 7,698       | 9,086       | 7,601       | 436          |



Ron Turner

Supervisor of Elections

Sarasota County, FL

Date 9/1/2023

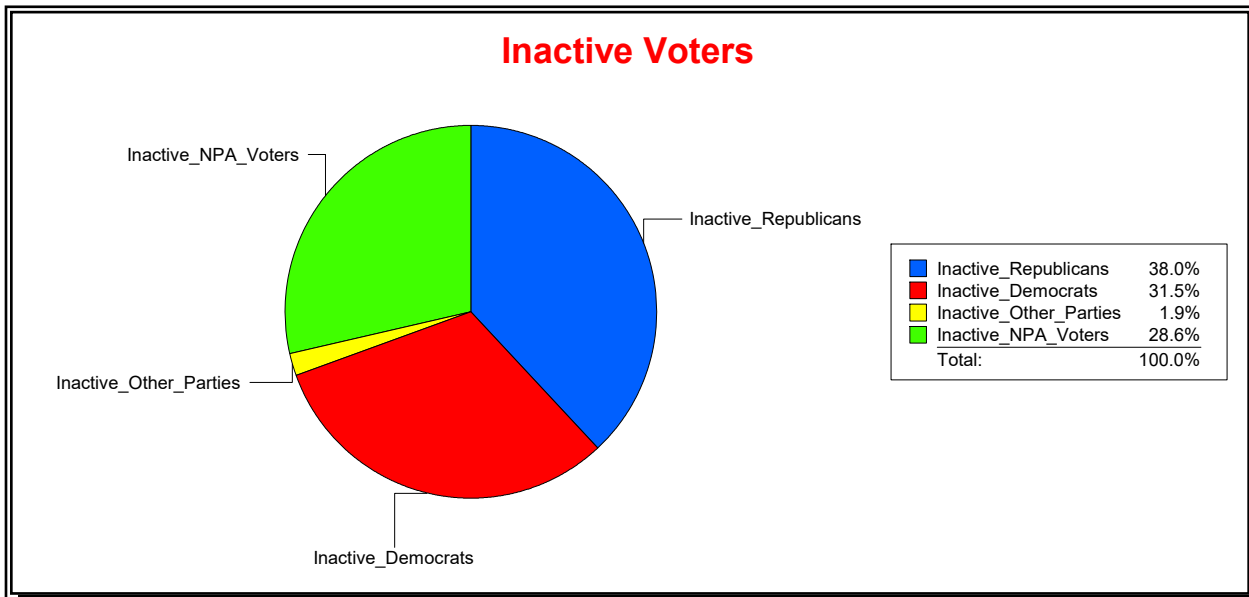
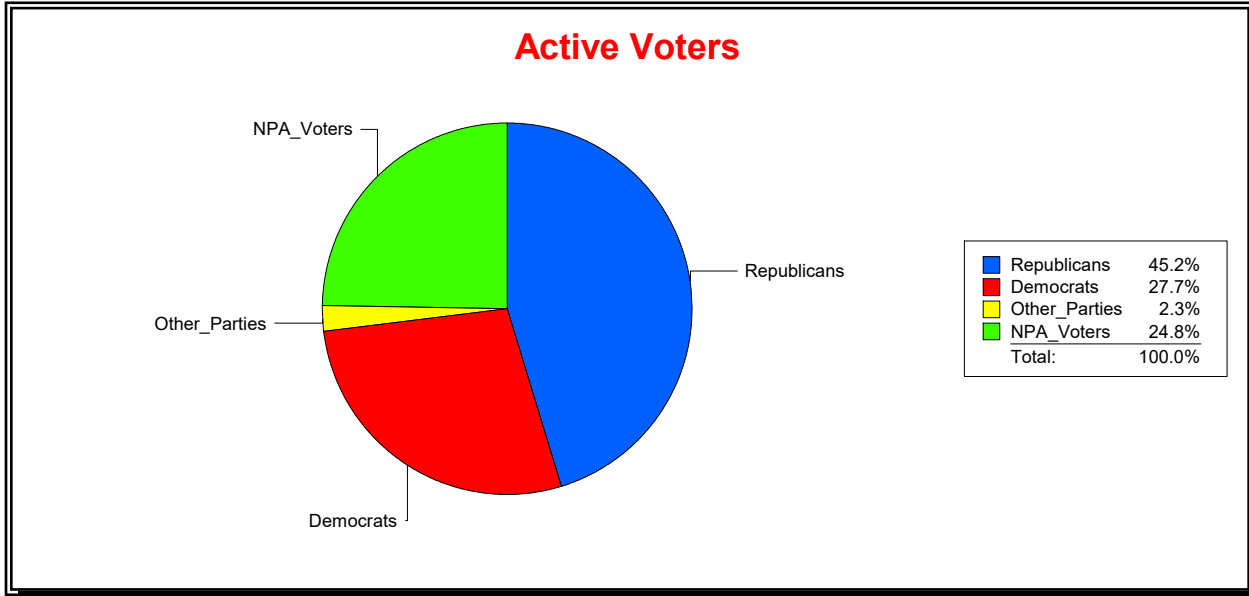
Time 11:55 AM

Graphs of District Registration

Active Registered Voters

Inactive Voters

| District         | Total  | Dems   | Reps   | NonP   | Other | Total | Dems  | Reps  | NonP  | Other |
|------------------|--------|--------|--------|--------|-------|-------|-------|-------|-------|-------|
| CNTY COMM DIST 1 | 68,965 | 19,108 | 31,194 | 17,086 | 1,577 | 4,452 | 1,404 | 1,693 | 1,272 | 83    |



Ron Turner

Supervisor of Elections

Sarasota County, FL

Date 9/1/2023

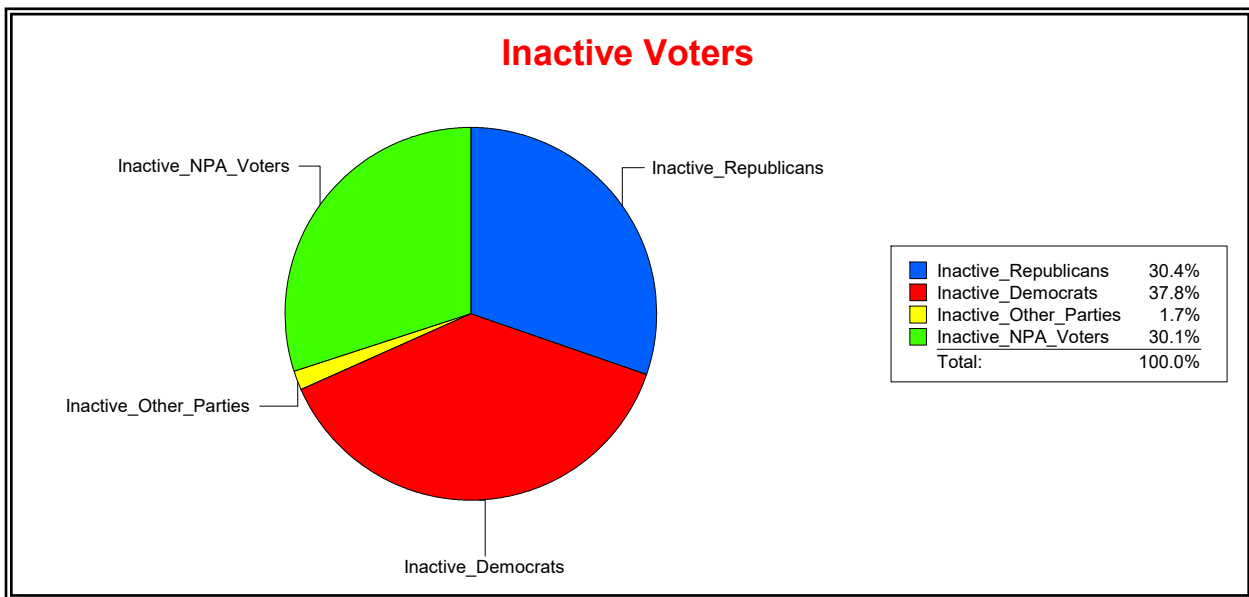
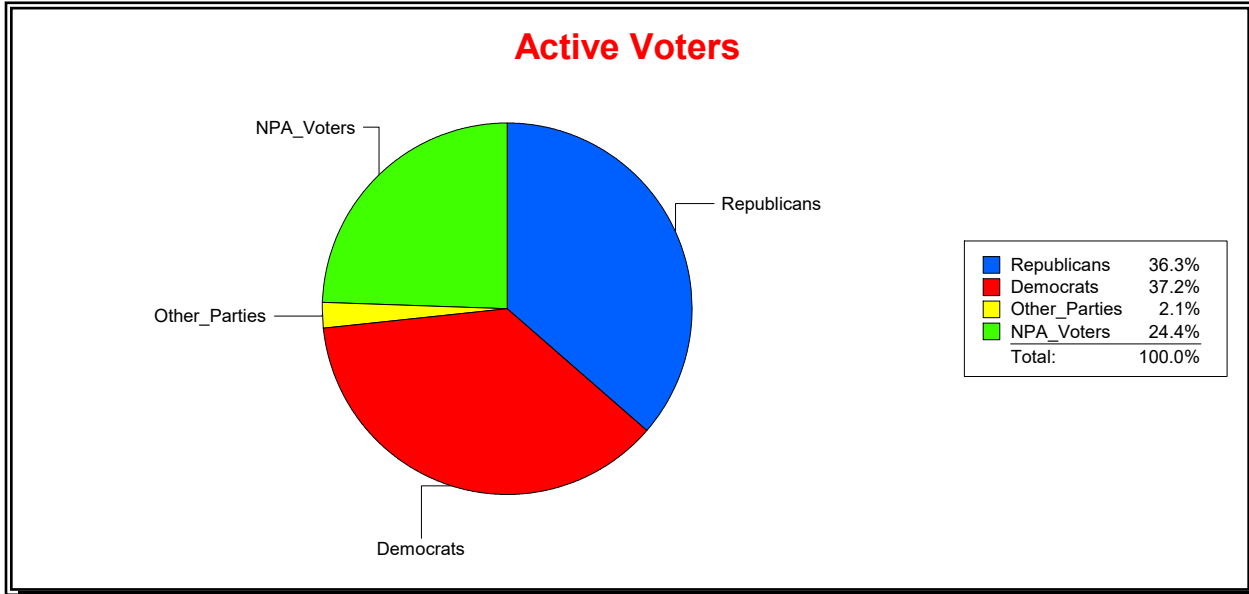
Time 11:55 AM

Graphs of District Registration

Active Registered Voters

Inactive Voters

| District         | Total  | Dems   | Reps   | NonP   | Other | Total | Dems  | Reps  | NonP  | Other |
|------------------|--------|--------|--------|--------|-------|-------|-------|-------|-------|-------|
| CNTY COMM DIST 2 | 64,212 | 23,861 | 23,313 | 15,666 | 1,372 | 5,597 | 2,118 | 1,700 | 1,684 | 95    |



Ron Turner

Supervisor of Elections

Sarasota County, FL

Date 9/1/2023

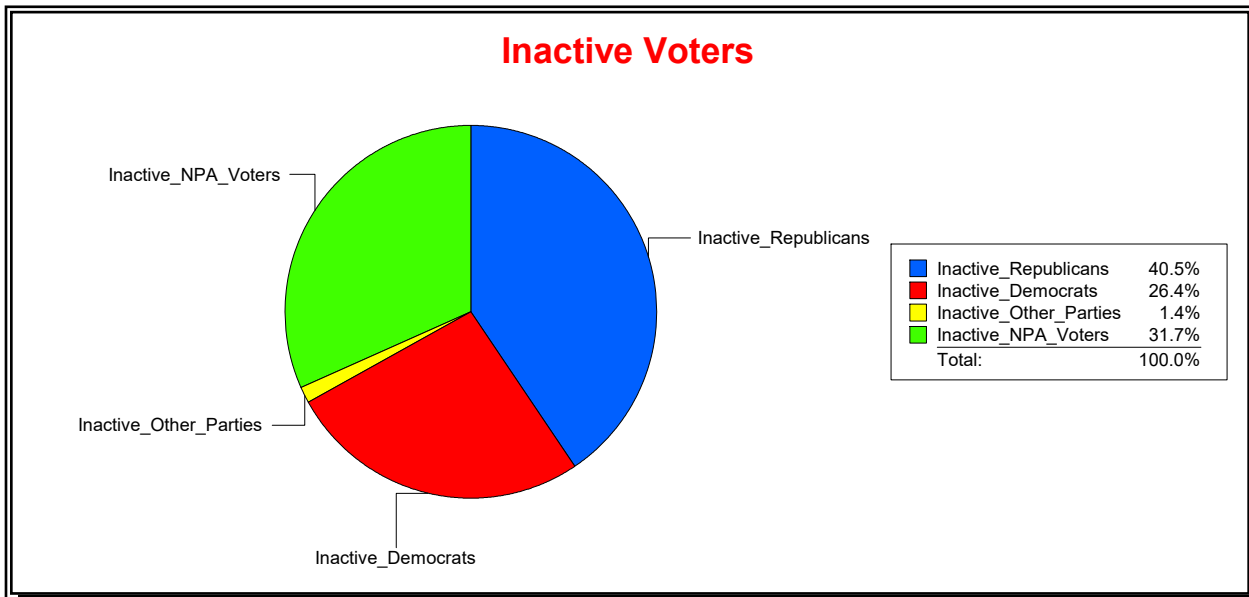
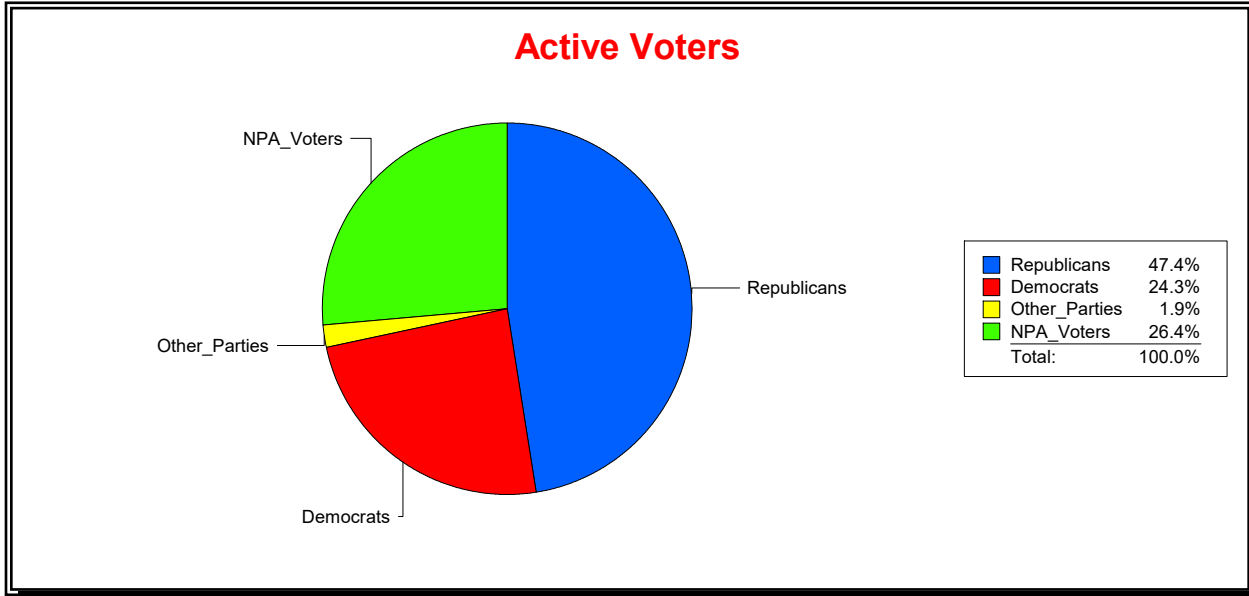
Time 11:55 AM

Graphs of District Registration

Active Registered Voters

Inactive Voters

| District         | Total  | Dems   | Reps   | NonP   | Other | Total | Dems  | Reps  | NonP  | Other |
|------------------|--------|--------|--------|--------|-------|-------|-------|-------|-------|-------|
| CNTY COMM DIST 3 | 73,911 | 17,990 | 35,021 | 19,493 | 1,407 | 4,941 | 1,303 | 2,002 | 1,565 | 71    |



**Ron Turner**

Supervisor of Elections

Sarasota County, FL

Date 9/1/2023

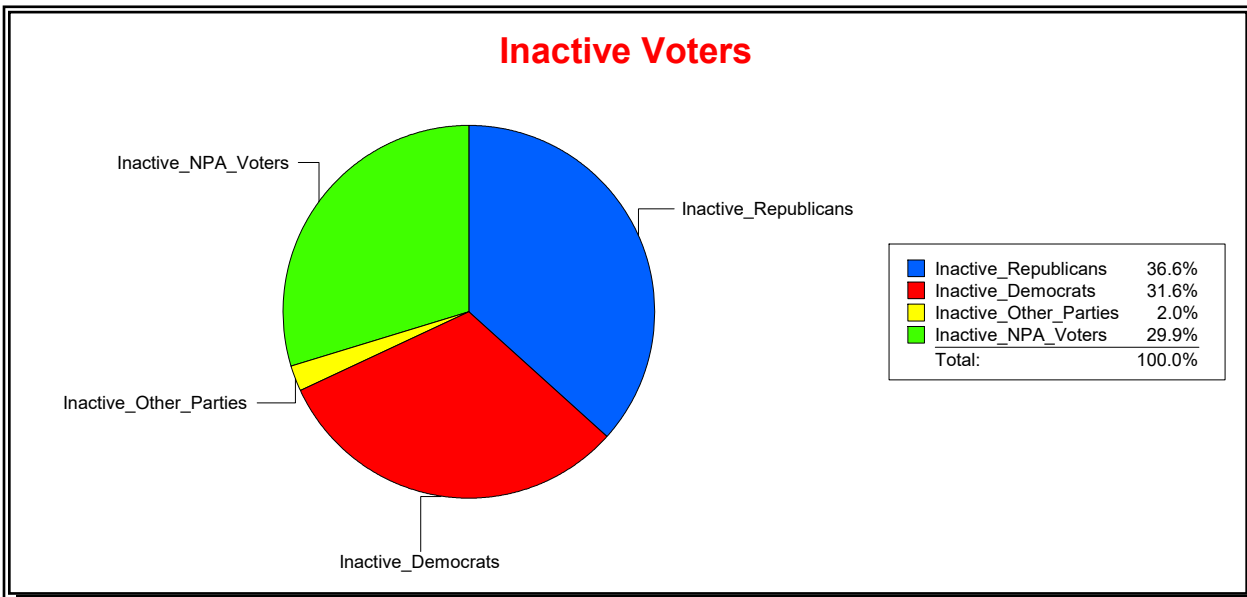
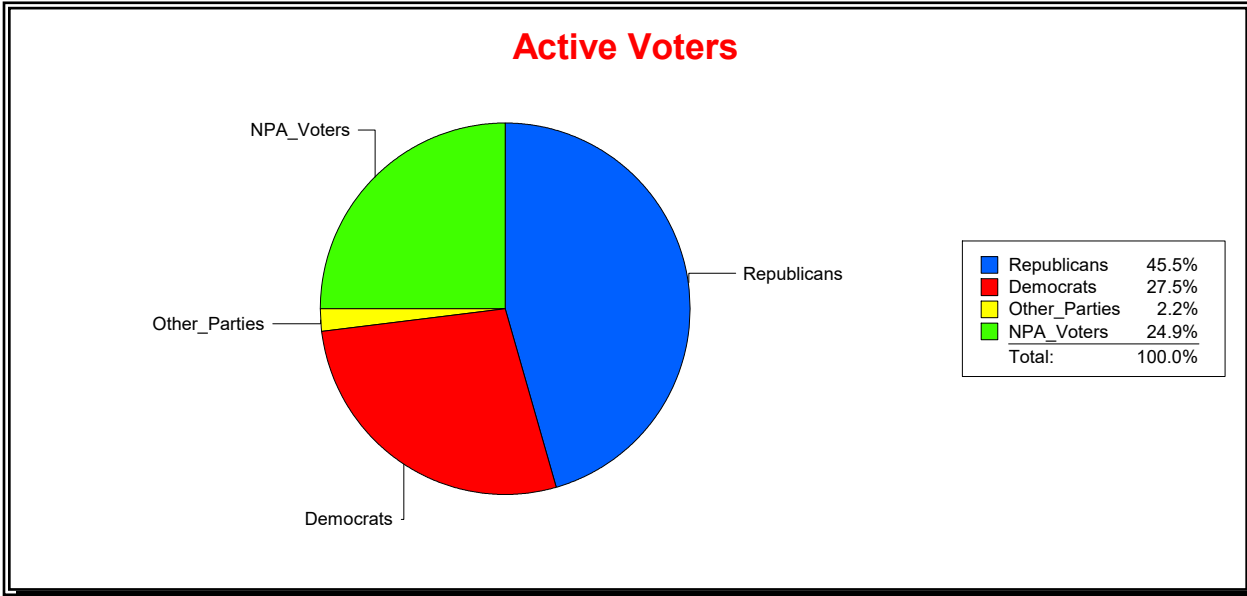
Time 11:55 AM

**Graphs of District Registration**

**Active Registered Voters**

**Inactive Voters**

| <u>District</u>         | <u>Total</u> | <u>Dems</u> | <u>Reps</u> | <u>NonP</u> | <u>Other</u> | <u>Total</u> | <u>Dems</u> | <u>Reps</u> | <u>NonP</u> | <u>Other</u> |
|-------------------------|--------------|-------------|-------------|-------------|--------------|--------------|-------------|-------------|-------------|--------------|
| <b>CNTY COMM DIST 4</b> | 72,814       | 19,990      | 33,136      | 18,122      | 1,566        | 4,827        | 1,523       | 1,767       | 1,441       | 96           |



Ron Turner

Supervisor of Elections

Sarasota County, FL

Date 9/1/2023

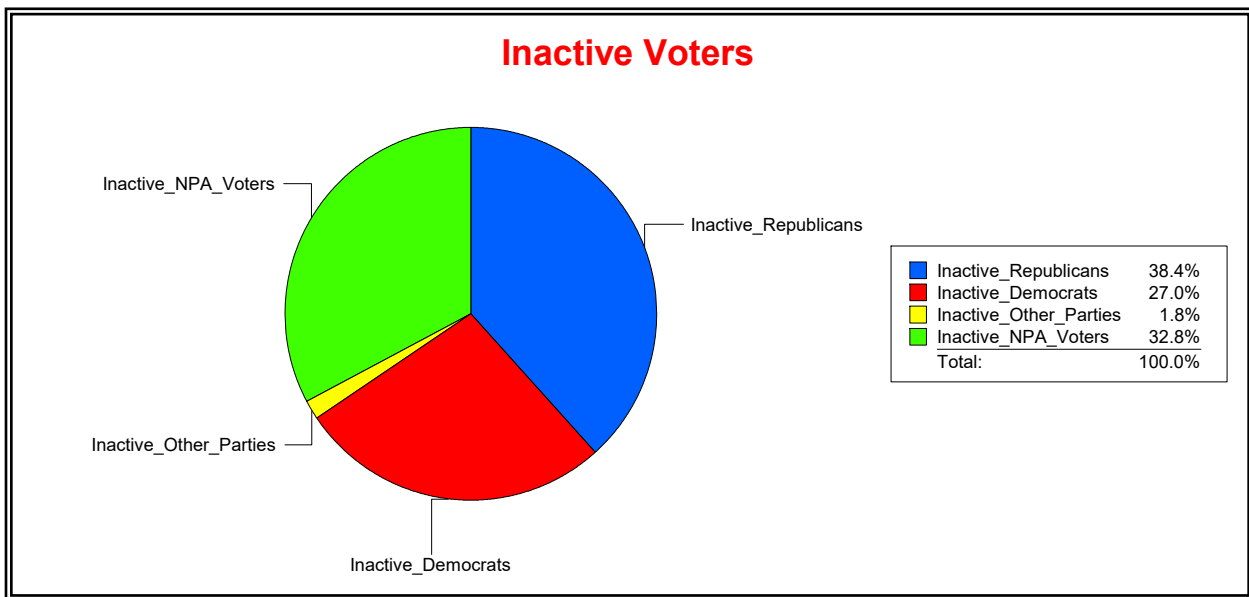
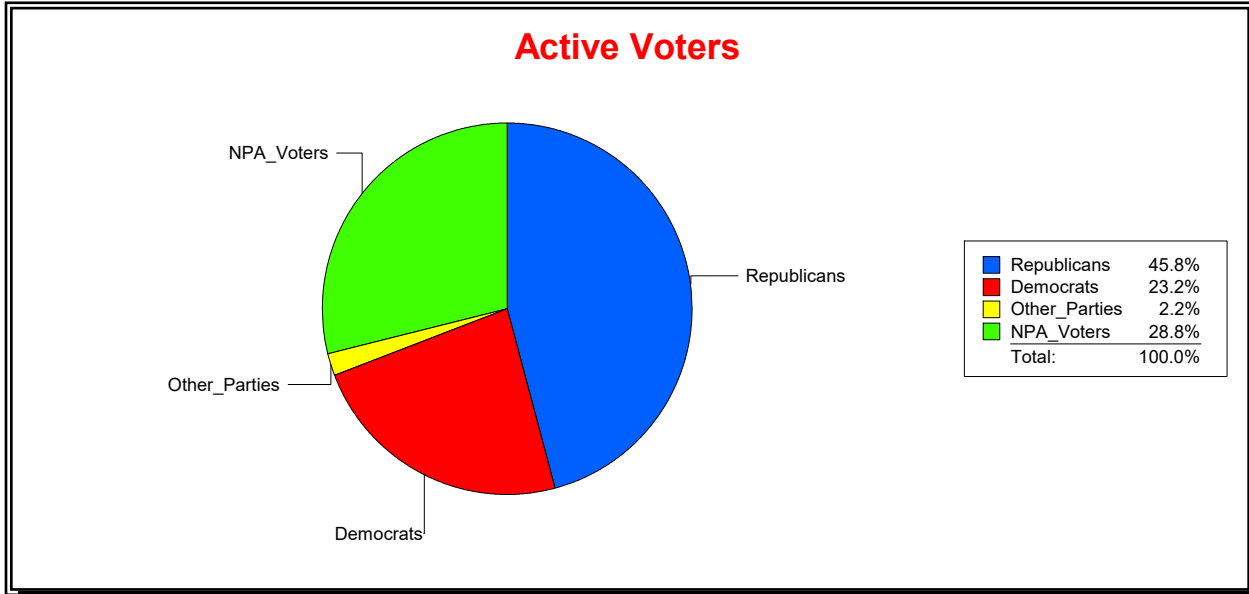
Time 11:55 AM

Graphs of District Registration

Active Registered Voters

Inactive Voters

| District         | Total  | Dems   | Reps   | NonP   | Other | Total | Dems  | Reps  | NonP  | Other |
|------------------|--------|--------|--------|--------|-------|-------|-------|-------|-------|-------|
| CNTY COMM DIST 5 | 69,944 | 16,241 | 32,042 | 20,126 | 1,535 | 5,004 | 1,350 | 1,924 | 1,639 | 91    |



**Ron Turner**

Supervisor of Elections

Sarasota County, FL

Date 9/1/2023

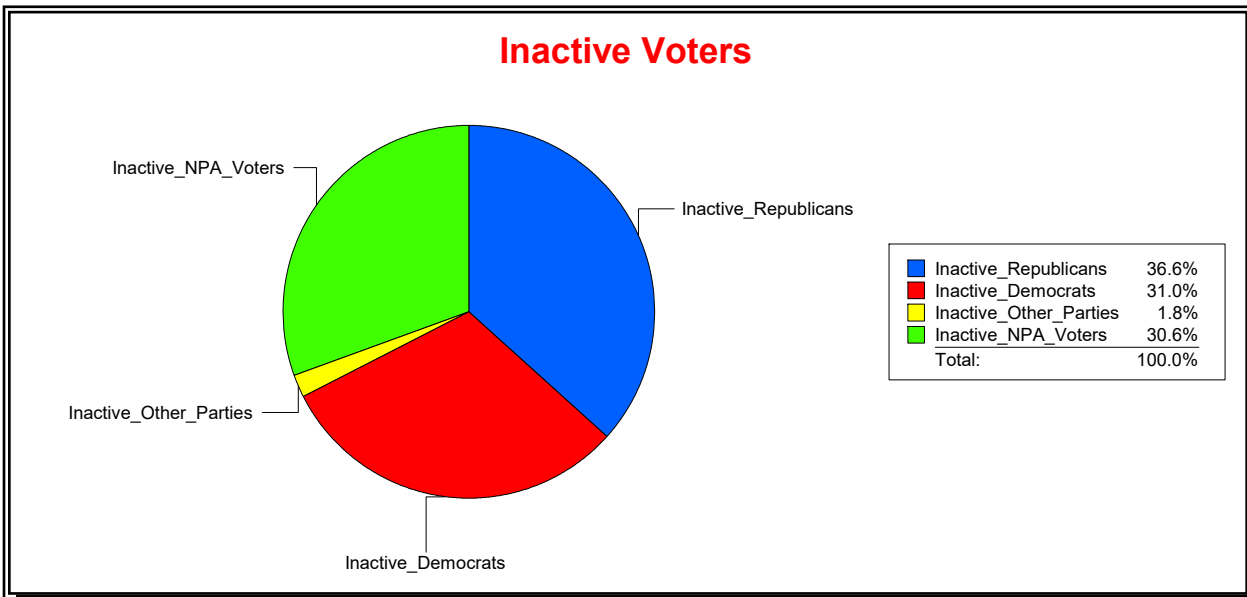
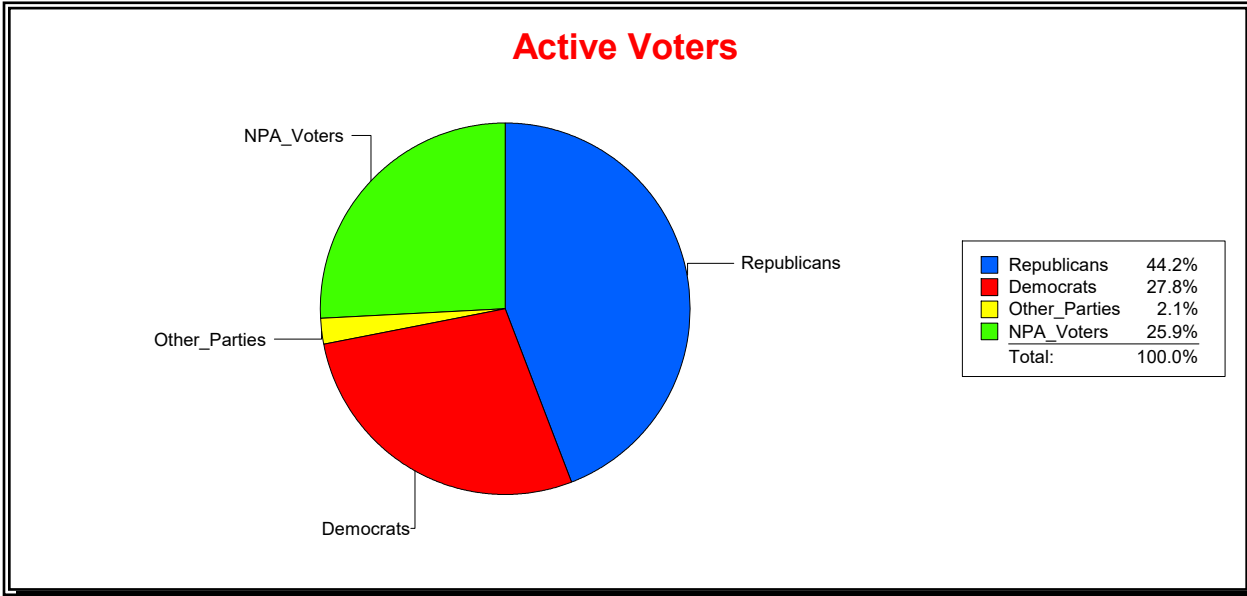
Time 11:55 AM

**Graphs of District Registration**

**Active Registered Voters**

**Inactive Voters**

| District           | Total   | Dems   | Reps    | NonP   | Other | Total  | Dems  | Reps  | NonP  | Other |
|--------------------|---------|--------|---------|--------|-------|--------|-------|-------|-------|-------|
| 17TH CONGRESS DIST | 349,846 | 97,190 | 154,706 | 90,493 | 7,457 | 24,821 | 7,698 | 9,086 | 7,601 | 436   |



**Ron Turner**

Supervisor of Elections

Sarasota County, FL

Date 9/1/2023

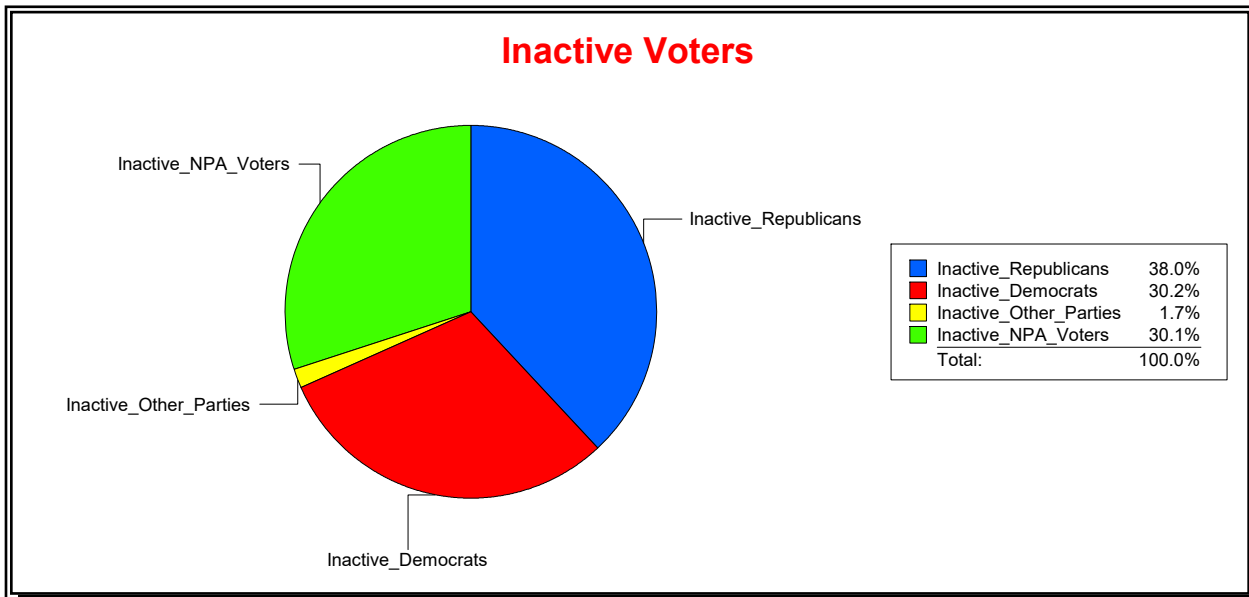
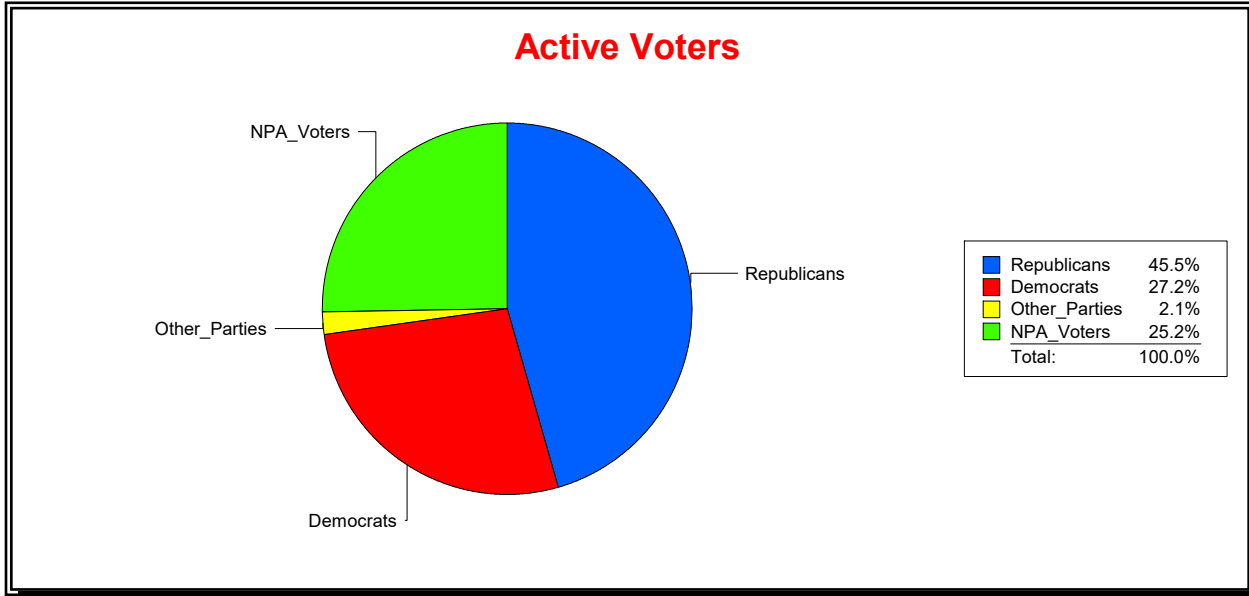
Time 11:55 AM

**Graphs of District Registration**

**Active Registered Voters**

**Inactive Voters**

| <u>District</u> | <u>Total</u> | <u>Dems</u> | <u>Reps</u> | <u>NonP</u> | <u>Other</u> | <u>Total</u> | <u>Dems</u> | <u>Reps</u> | <u>NonP</u> | <u>Other</u> |
|-----------------|--------------|-------------|-------------|-------------|--------------|--------------|-------------|-------------|-------------|--------------|
| <b>COUNTY</b>   | 224,220      | 60,929      | 102,065     | 56,487      | 4,739        | 15,249       | 4,600       | 5,799       | 4,588       | 262          |





Ron Turner

Supervisor of Elections

Sarasota County, FL

Date 9/1/2023

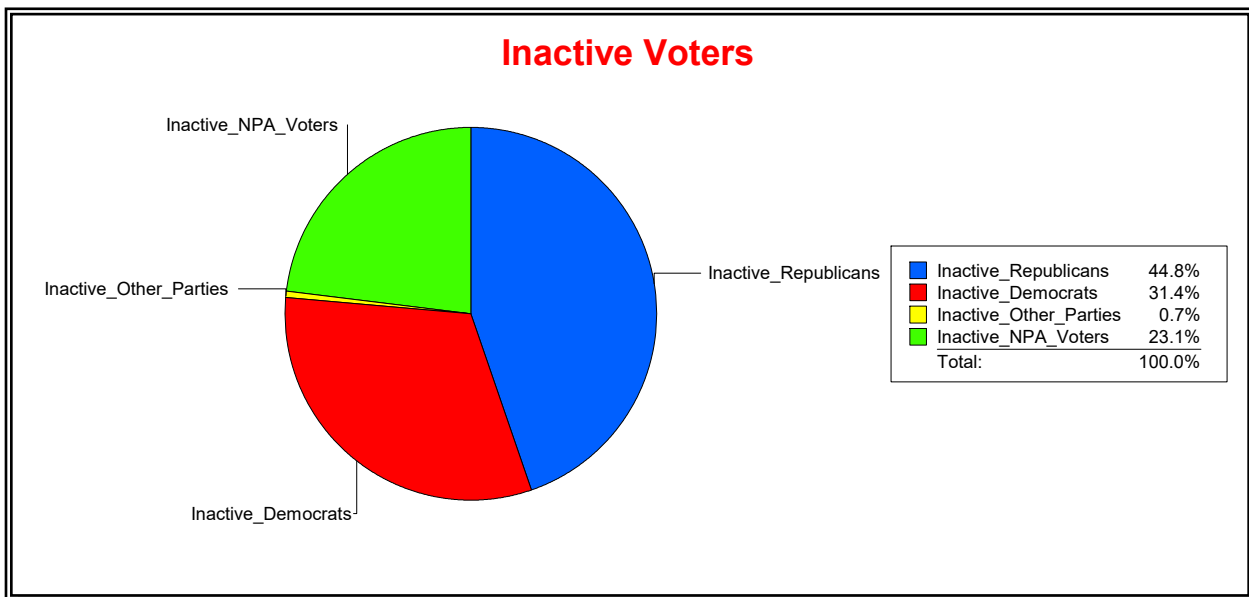
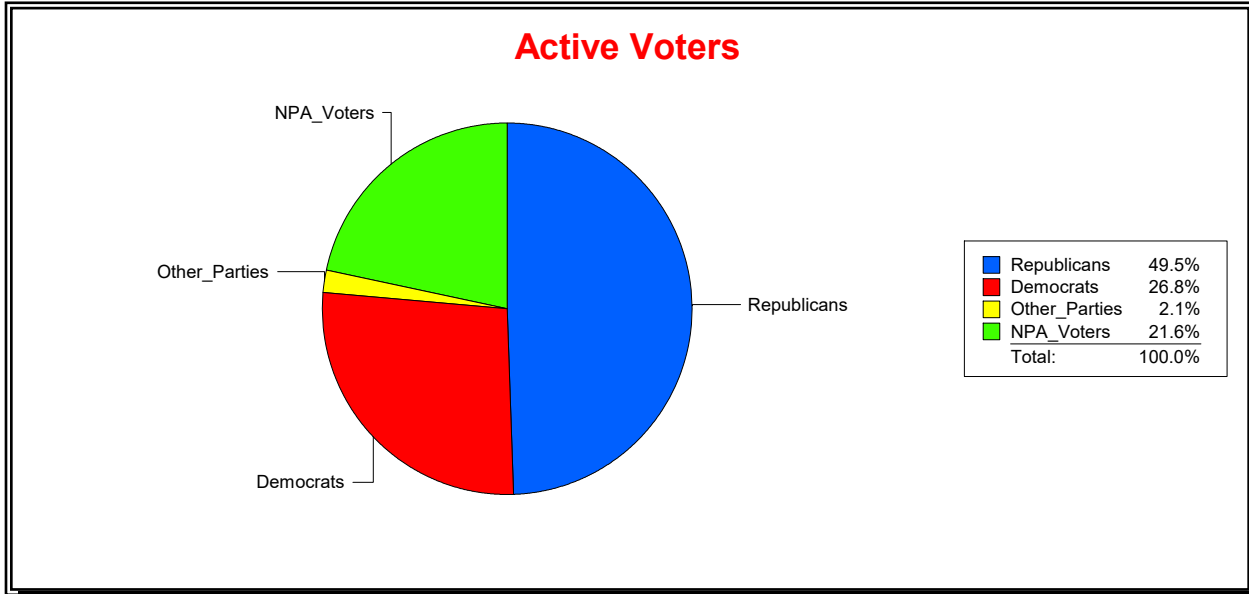
Time 11:55 AM

Graphs of District Registration

Active Registered Voters

Inactive Voters

| District     | Total | Dems  | Reps  | NonP  | Other | Total | Dems | Reps | NonP | Other |
|--------------|-------|-------|-------|-------|-------|-------|------|------|------|-------|
| LONGBOAT KEY | 4,659 | 1,249 | 2,306 | 1,006 | 98    | 299   | 94   | 134  | 69   | 2     |



Ron Turner

Supervisor of Elections

Sarasota County, FL

Date 9/1/2023

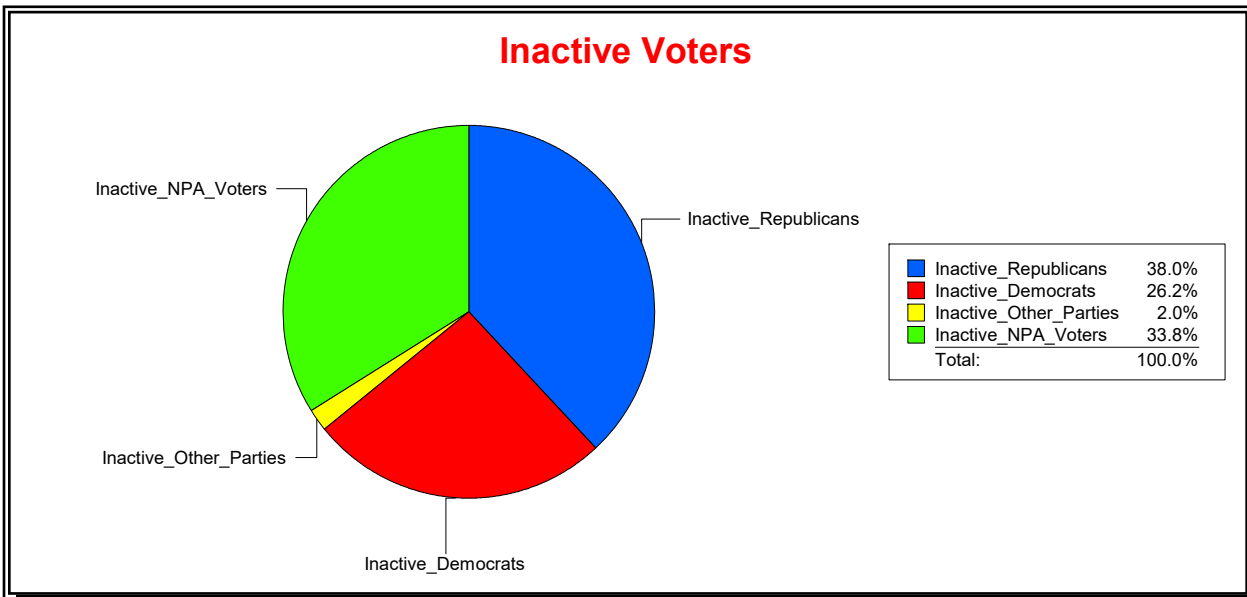
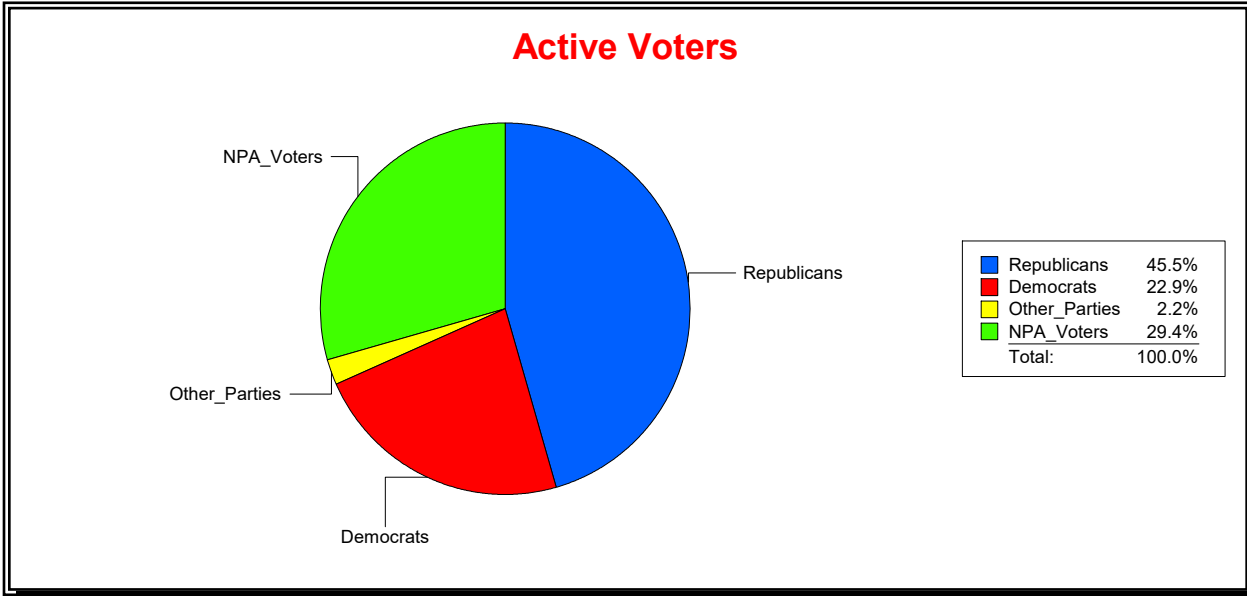
Time 11:55 AM

Graphs of District Registration

Active Registered Voters

Inactive Voters

| District   | Total  | Dems   | Reps   | NonP   | Other | Total | Dems  | Reps  | NonP  | Other |
|------------|--------|--------|--------|--------|-------|-------|-------|-------|-------|-------|
| NORTH PORT | 60,230 | 13,804 | 27,379 | 17,695 | 1,352 | 4,016 | 1,053 | 1,527 | 1,356 | 80    |



**Ron Turner**

Supervisor of Elections

Sarasota County, FL

Date 9/1/2023

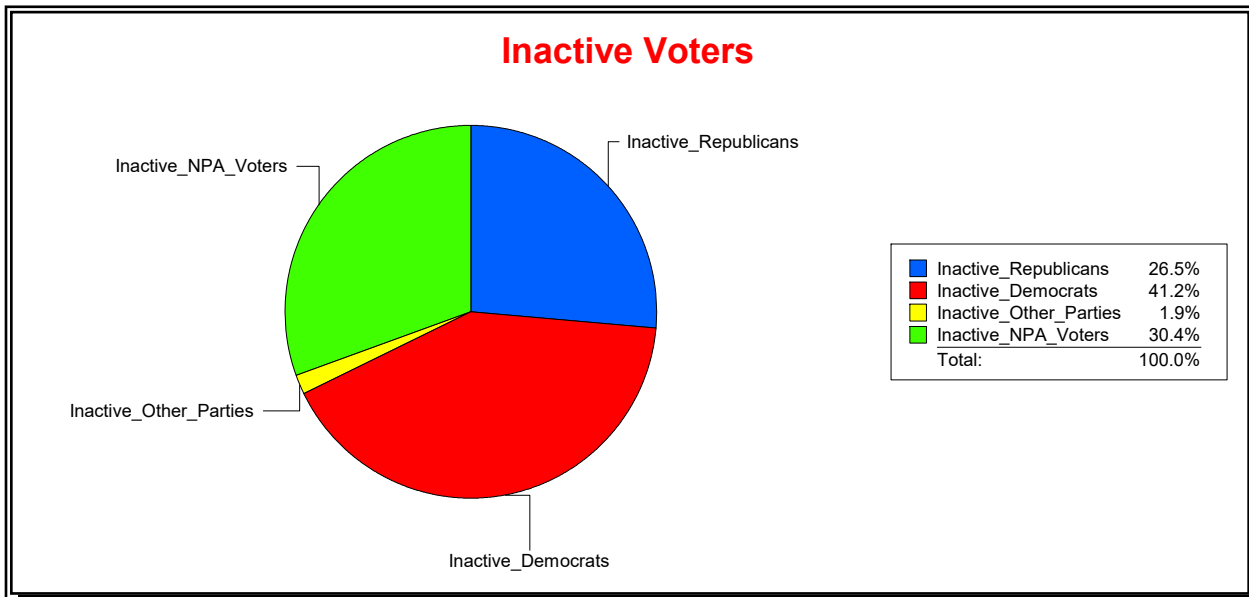
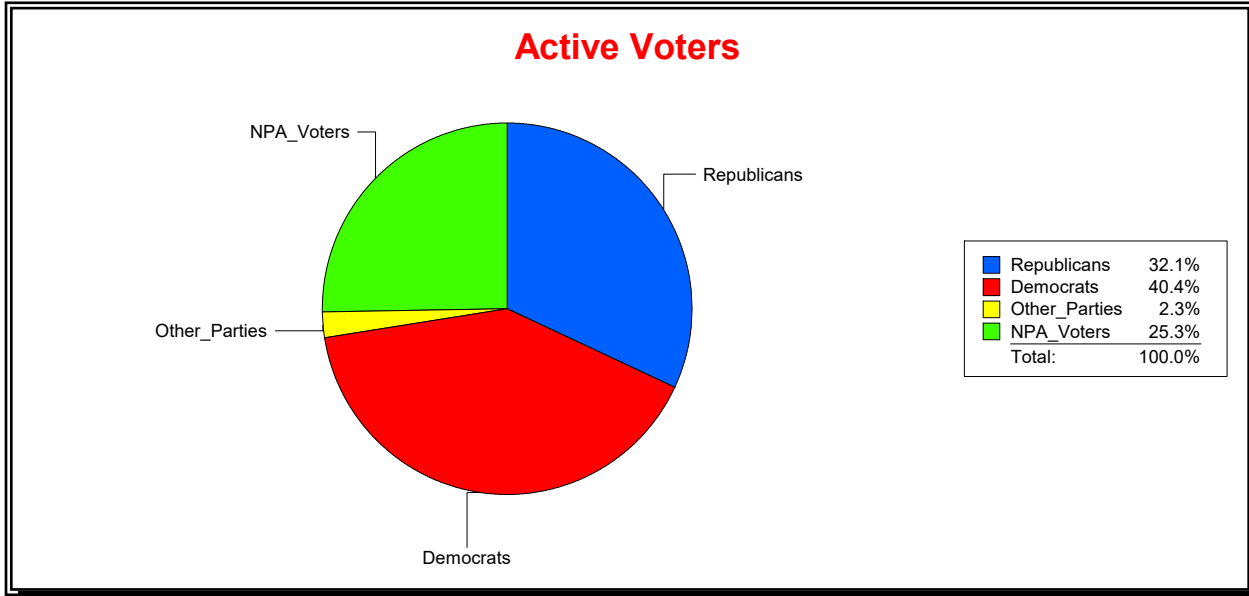
Time 11:55 AM

**Graphs of District Registration**

**Active Registered Voters**

**Inactive Voters**

| <u>District</u> | <u>Total</u> | <u>Dems</u> | <u>Reps</u> | <u>NonP</u> | <u>Other</u> | <u>Total</u> | <u>Dems</u> | <u>Reps</u> | <u>NonP</u> | <u>Other</u> |
|-----------------|--------------|-------------|-------------|-------------|--------------|--------------|-------------|-------------|-------------|--------------|
| <b>SARASOTA</b> | 38,027       | 15,366      | 12,192      | 9,605       | 864          | 3,731        | 1,536       | 988         | 1,136       | 71           |



Ron Turner

Supervisor of Elections

Sarasota County, FL

Date 9/1/2023

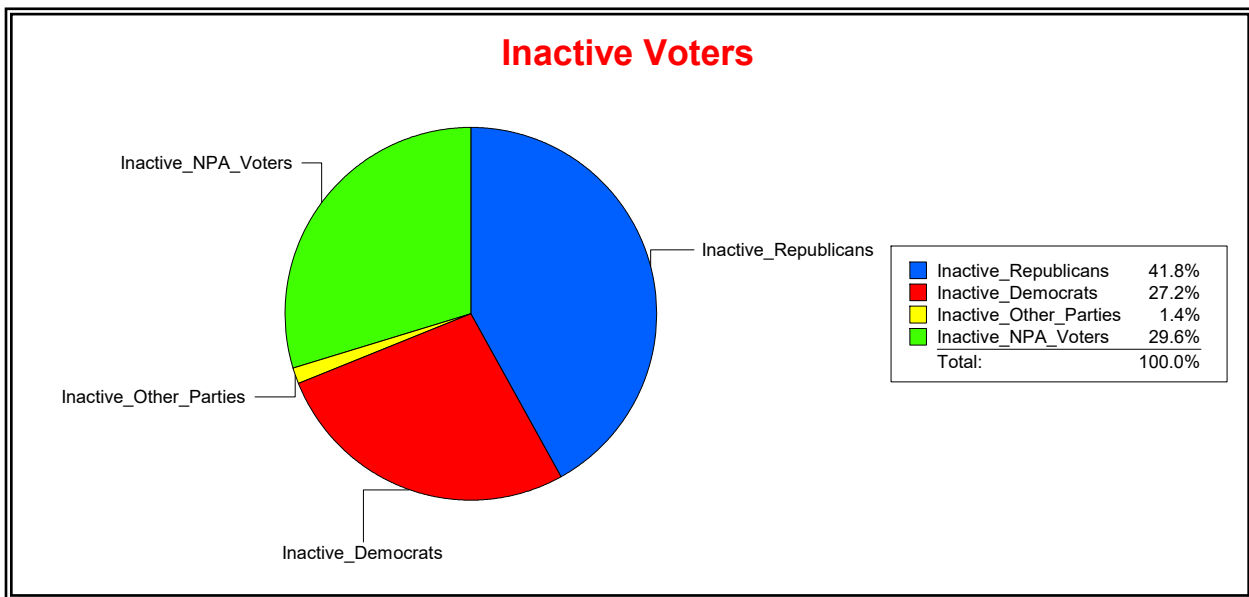
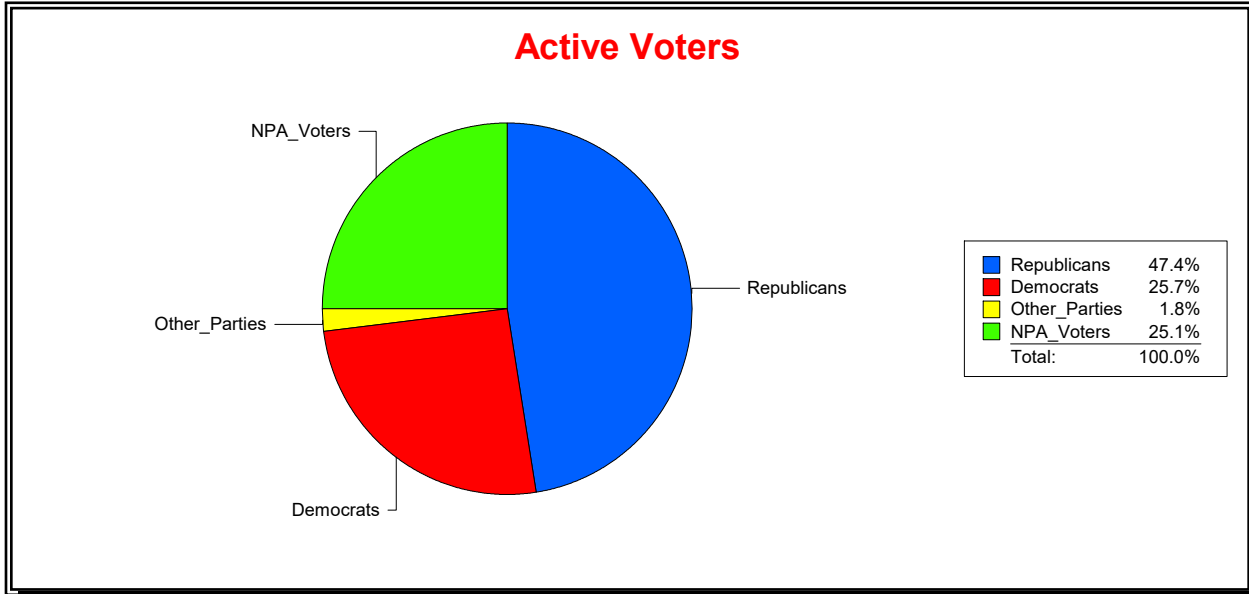
Time 11:55 AM

Graphs of District Registration

Active Registered Voters

Inactive Voters

| District | Total  | Dems  | Reps   | NonP  | Other | Total | Dems | Reps | NonP | Other |
|----------|--------|-------|--------|-------|-------|-------|------|------|------|-------|
| VENICE   | 22,710 | 5,842 | 10,764 | 5,700 | 404   | 1,526 | 415  | 638  | 452  | 21    |



**Ron Turner**

Supervisor of Elections

Sarasota County, FL

Date 9/1/2023

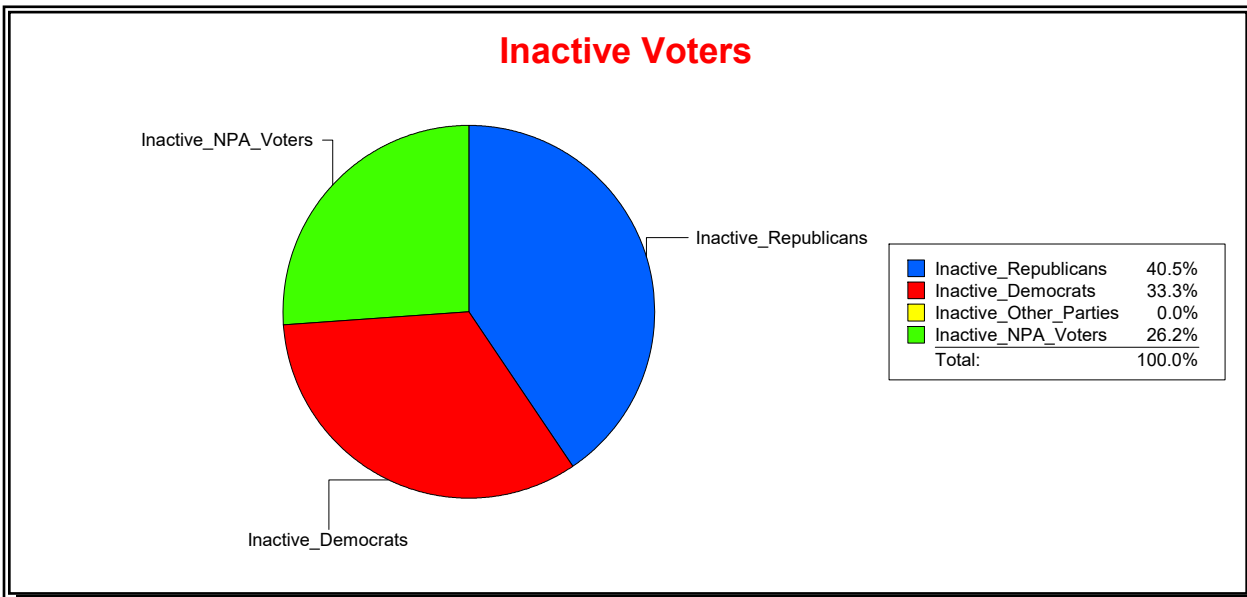
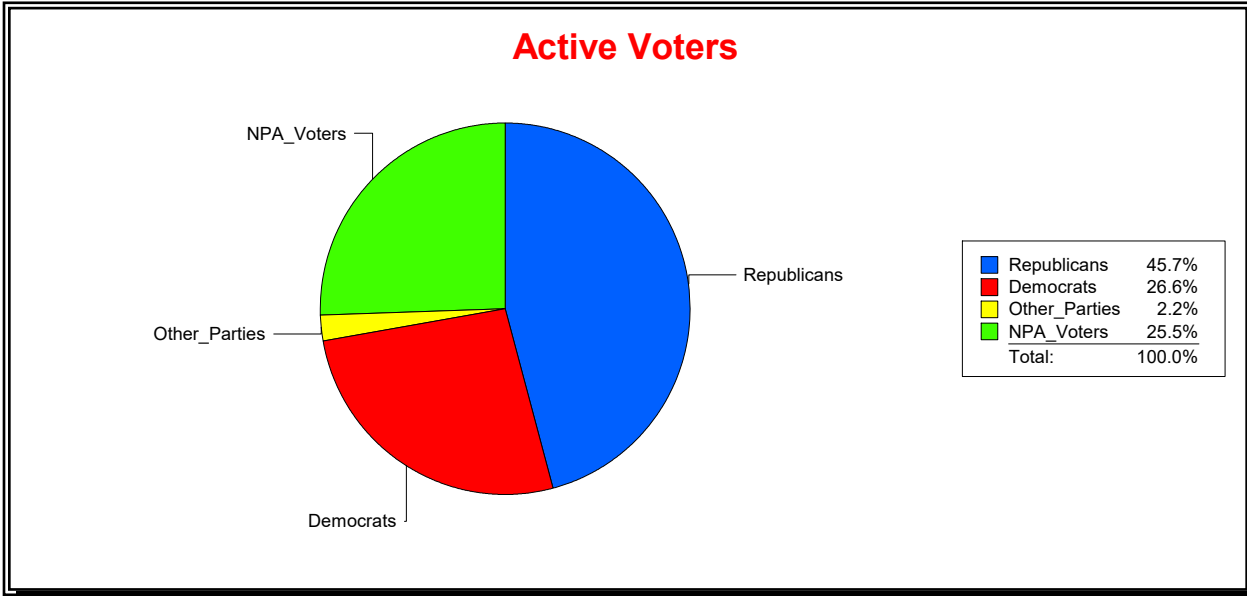
Time 11:55 AM

**Graphs of District Registration**

**Active Registered Voters**

**Inactive Voters**

| <u>District</u>          | <u>Total</u> | <u>Dems</u> | <u>Reps</u> | <u>NonP</u> | <u>Other</u> | <u>Total</u> | <u>Dems</u> | <u>Reps</u> | <u>NonP</u> | <u>Other</u> |
|--------------------------|--------------|-------------|-------------|-------------|--------------|--------------|-------------|-------------|-------------|--------------|
| <b>GOLDEN GATE POINT</b> | 361          | 96          | 165         | 92          | 8            | 42           | 14          | 17          | 11          | 0            |



**Ron Turner**

Supervisor of Elections

Sarasota County, FL

Date 9/1/2023

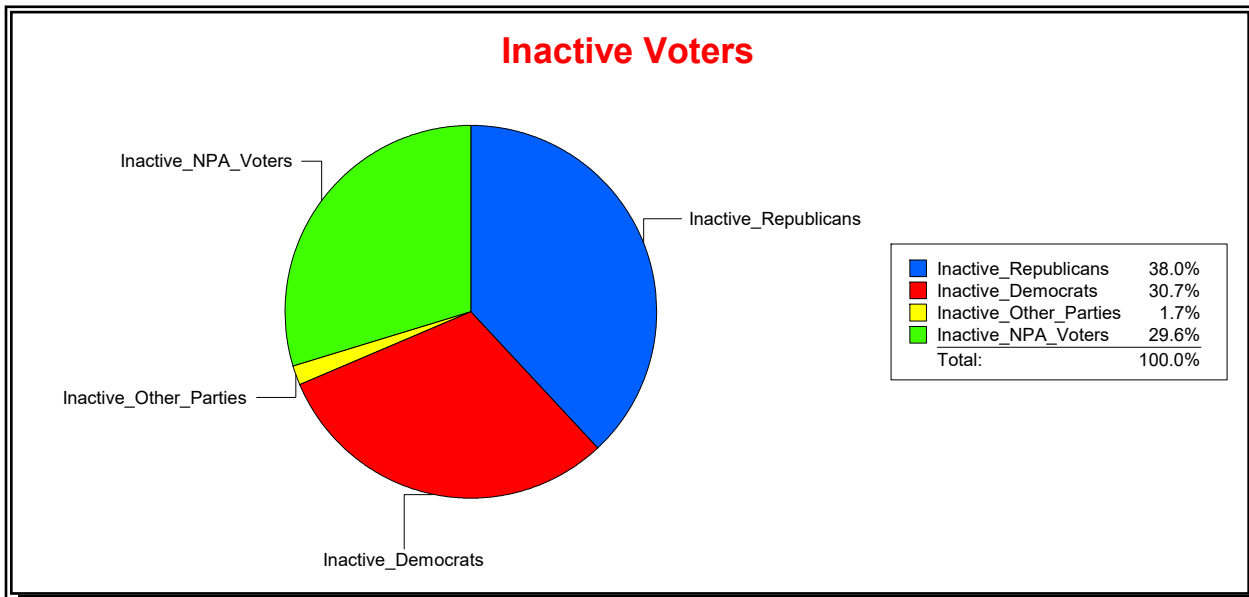
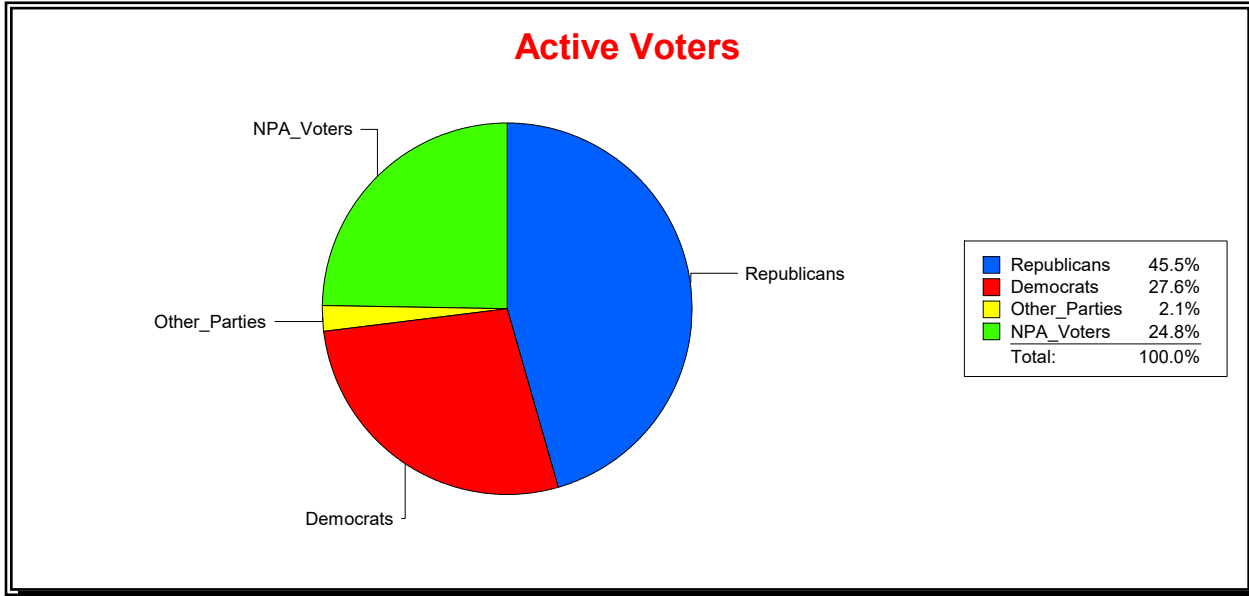
Time 11:55 AM

**Graphs of District Registration**

**Active Registered Voters**

**Inactive Voters**

| District                      | Total   | Dems   | Reps   | NonP   | Other | Total | Dems  | Reps  | NonP  | Other |
|-------------------------------|---------|--------|--------|--------|-------|-------|-------|-------|-------|-------|
| <b>HOSPITAL BOARD CENTRAL</b> | 119,194 | 32,954 | 54,242 | 29,532 | 2,466 | 8,022 | 2,462 | 3,045 | 2,378 | 137   |



**Ron Turner**

Supervisor of Elections

Sarasota County, FL

Date 9/1/2023

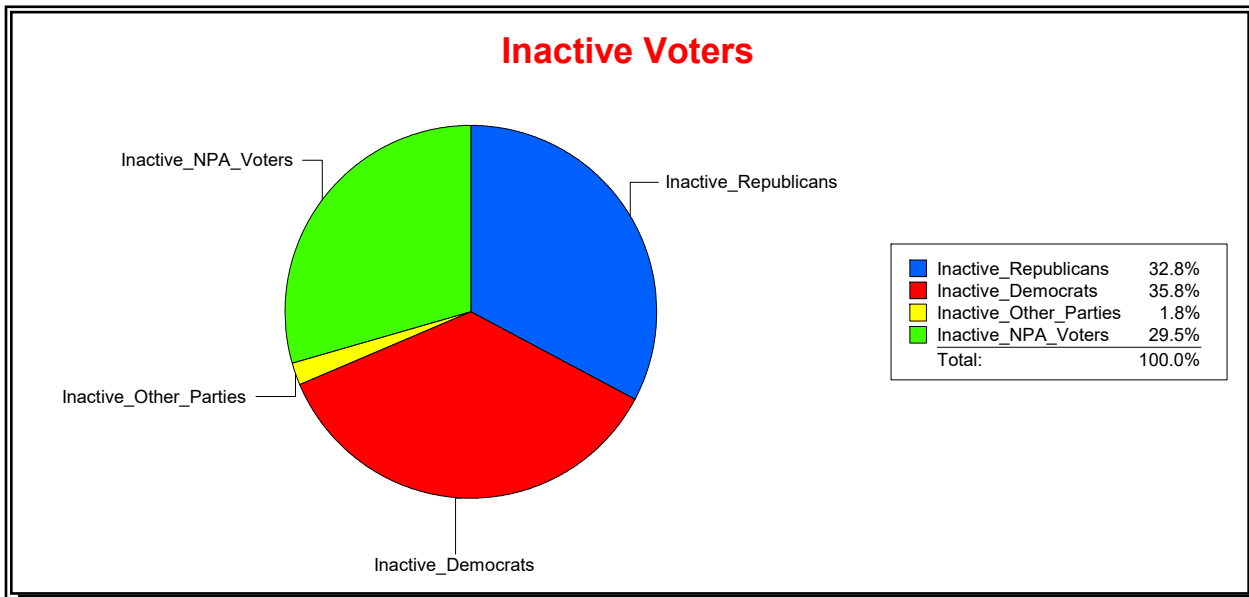
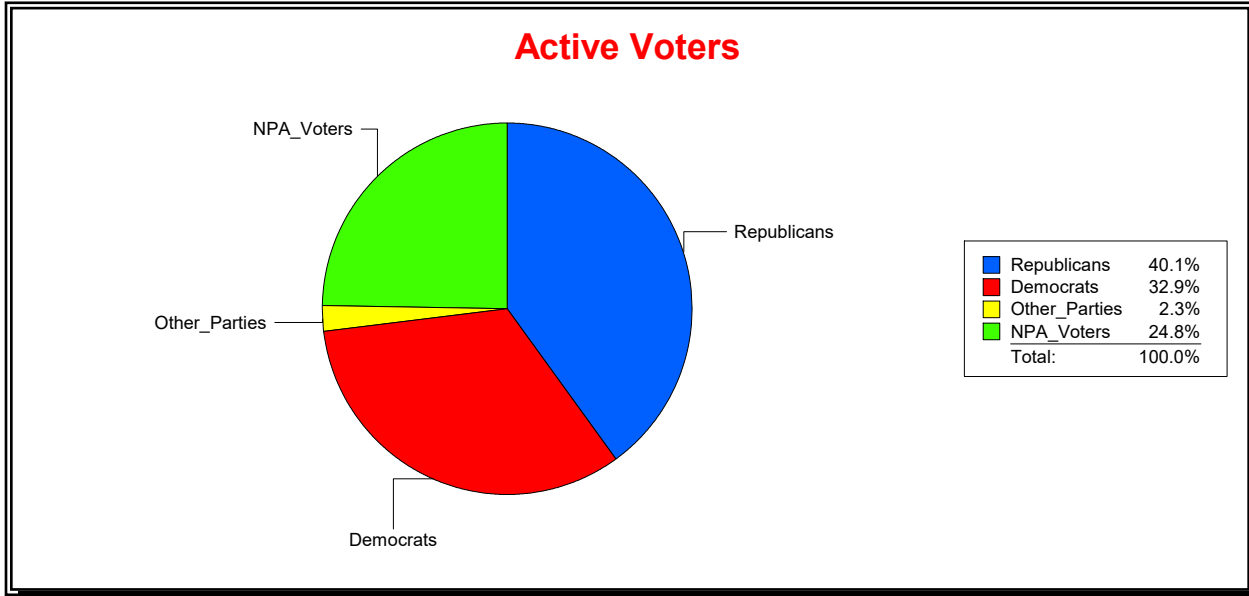
Time 11:55 AM

**Graphs of District Registration**

**Active Registered Voters**

**Inactive Voters**

| <u>District</u>             | <u>Total</u> | <u>Dems</u> | <u>Reps</u> | <u>NonP</u> | <u>Other</u> | <u>Total</u> | <u>Dems</u> | <u>Reps</u> | <u>NonP</u> | <u>Other</u> |
|-----------------------------|--------------|-------------|-------------|-------------|--------------|--------------|-------------|-------------|-------------|--------------|
| <b>HOSPITAL BOARD NORTH</b> | 105,264      | 34,610      | 42,220      | 26,055      | 2,379        | 8,132        | 2,913       | 2,671       | 2,399       | 149          |



**Ron Turner**

Supervisor of Elections

Sarasota County, FL

Date 9/1/2023

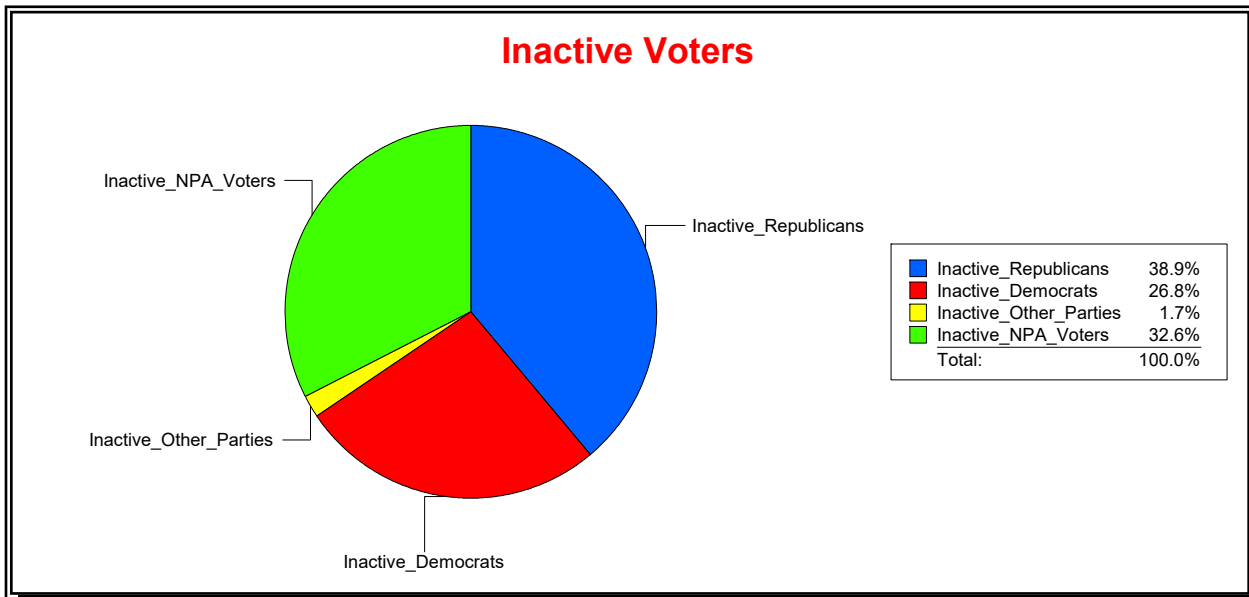
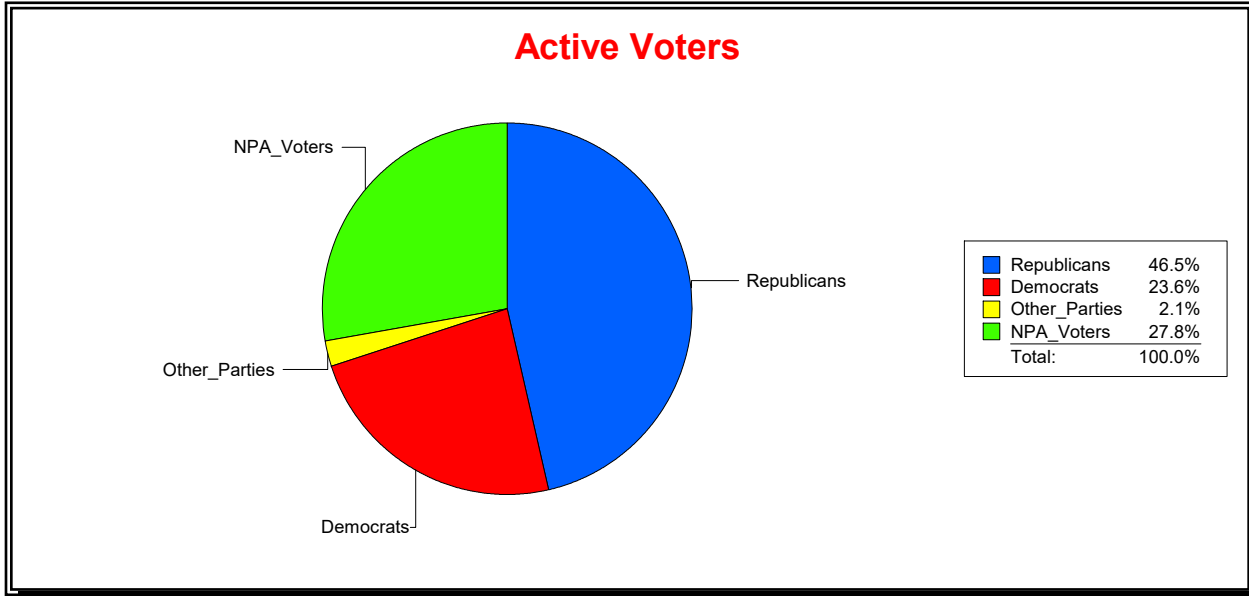
Time 11:55 AM

**Graphs of District Registration**

**Active Registered Voters**

**Inactive Voters**

| <u>District</u>             | <u>Total</u> | <u>Dems</u> | <u>Reps</u> | <u>NonP</u> | <u>Other</u> | <u>Total</u> | <u>Dems</u> | <u>Reps</u> | <u>NonP</u> | <u>Other</u> |
|-----------------------------|--------------|-------------|-------------|-------------|--------------|--------------|-------------|-------------|-------------|--------------|
| <b>HOSPITAL BOARD SOUTH</b> | 125,388      | 29,626      | 58,244      | 34,906      | 2,612        | 8,667        | 2,323       | 3,370       | 2,824       | 150          |





**Ron Turner**

Supervisor of Elections

Sarasota County, FL

Date 9/1/2023

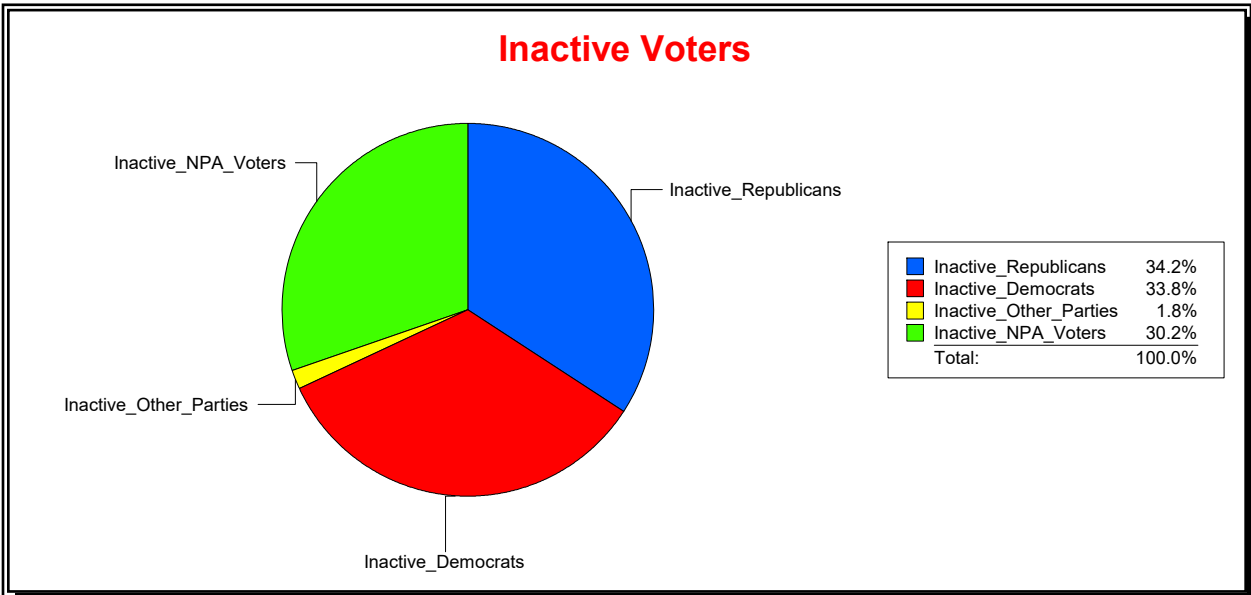
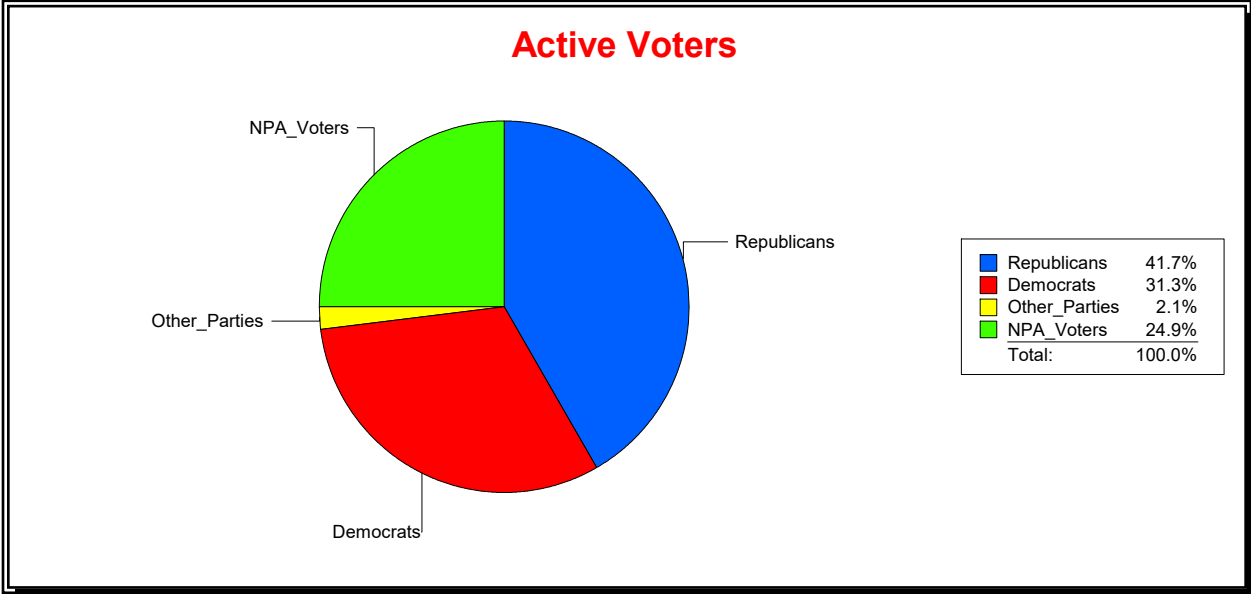
Time 11:55 AM

**Graphs of District Registration**

**Active Registered Voters**

**Inactive Voters**

| <u>District</u>            | <u>Total</u> | <u>Dems</u> | <u>Reps</u> | <u>NonP</u> | <u>Other</u> | <u>Total</u> | <u>Dems</u> | <u>Reps</u> | <u>NonP</u> | <u>Other</u> |
|----------------------------|--------------|-------------|-------------|-------------|--------------|--------------|-------------|-------------|-------------|--------------|
| <b>STATE HOUSE DIST 73</b> | 144,463      | 45,283      | 60,228      | 35,919      | 3,033        | 11,370       | 3,845       | 3,888       | 3,434       | 203          |



Ron Turner

Supervisor of Elections

Sarasota County, FL

Date 9/1/2023

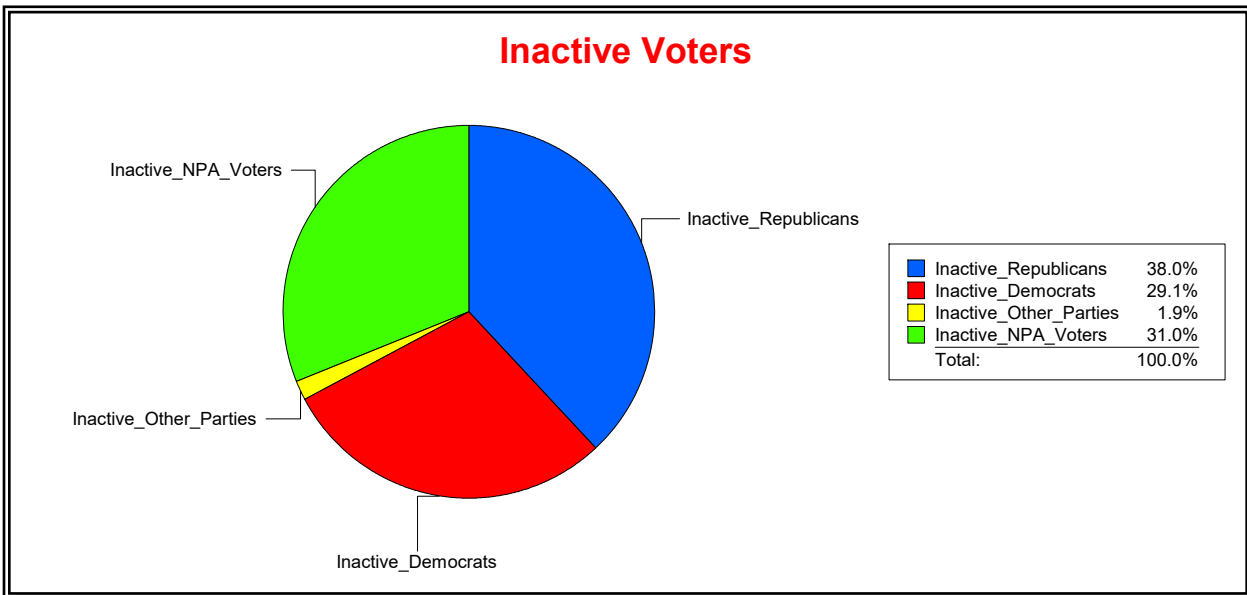
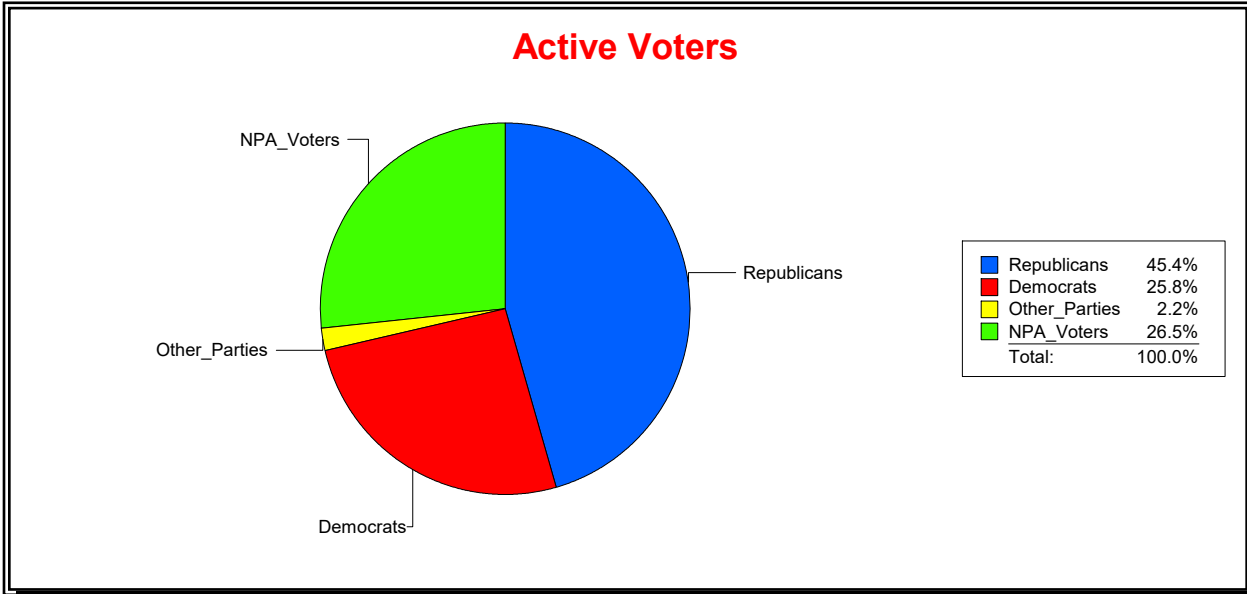
Time 11:55 AM

Graphs of District Registration

Active Registered Voters

Inactive Voters

| District            | Total   | Dems   | Reps   | NonP   | Other | Total | Dems  | Reps  | NonP  | Other |
|---------------------|---------|--------|--------|--------|-------|-------|-------|-------|-------|-------|
| STATE HOUSE DIST 74 | 147,847 | 38,189 | 67,171 | 39,237 | 3,250 | 9,634 | 2,807 | 3,658 | 2,988 | 181   |



Ron Turner

Supervisor of Elections

Sarasota County, FL

Date 9/1/2023

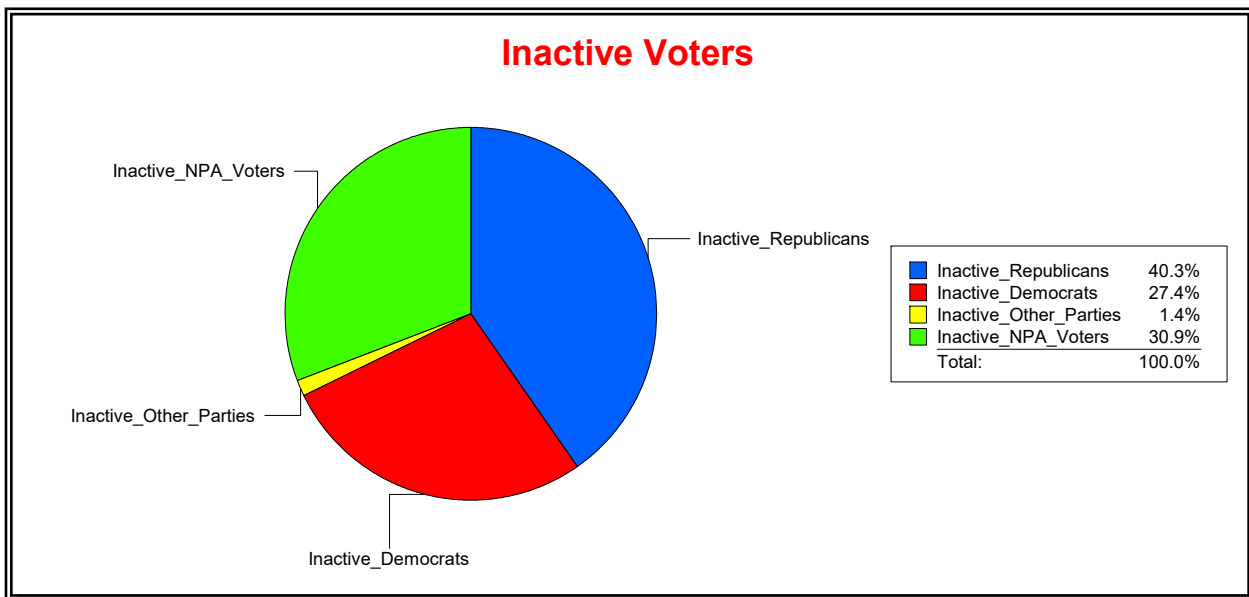
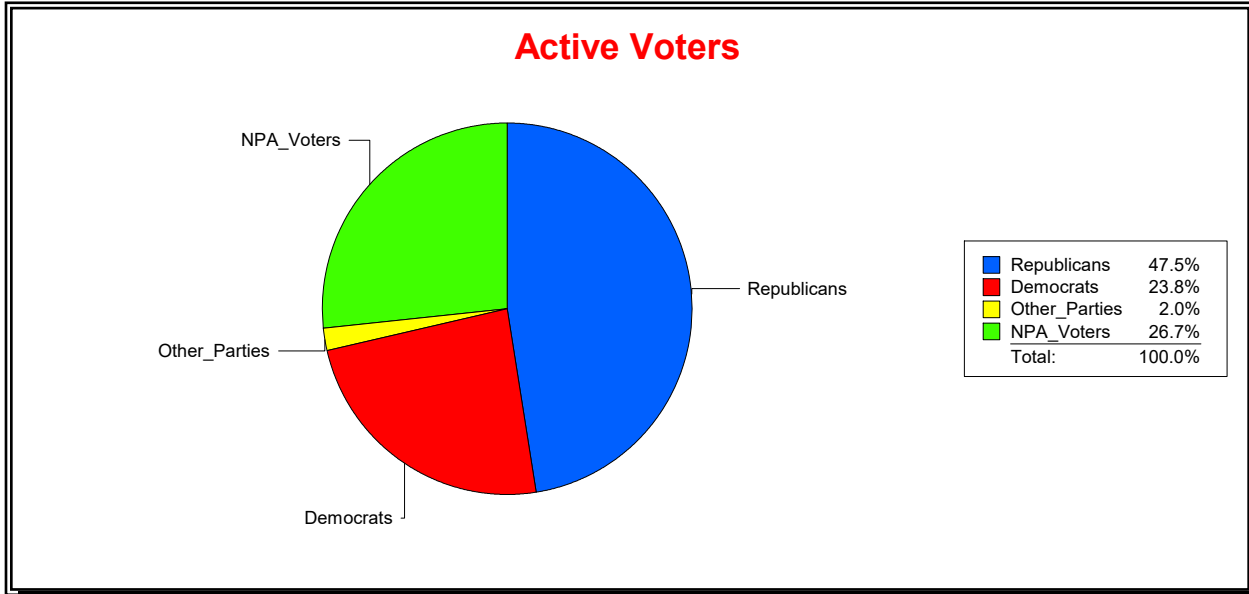
Time 11:55 AM

Graphs of District Registration

Active Registered Voters

Inactive Voters

| District            | Total  | Dems   | Reps   | NonP   | Other | Total | Dems  | Reps  | NonP  | Other |
|---------------------|--------|--------|--------|--------|-------|-------|-------|-------|-------|-------|
| STATE HOUSE DIST 75 | 57,536 | 13,718 | 27,307 | 15,337 | 1,174 | 3,817 | 1,046 | 1,540 | 1,179 | 52    |



Ron Turner

Supervisor of Elections

Sarasota County, FL

Date 9/1/2023

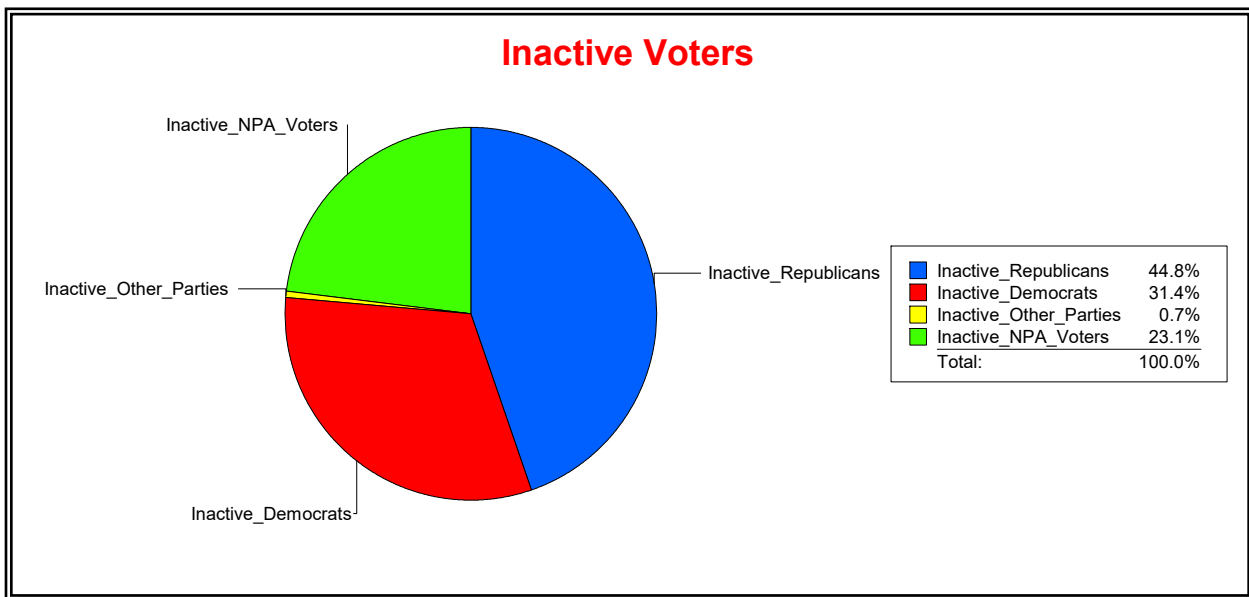
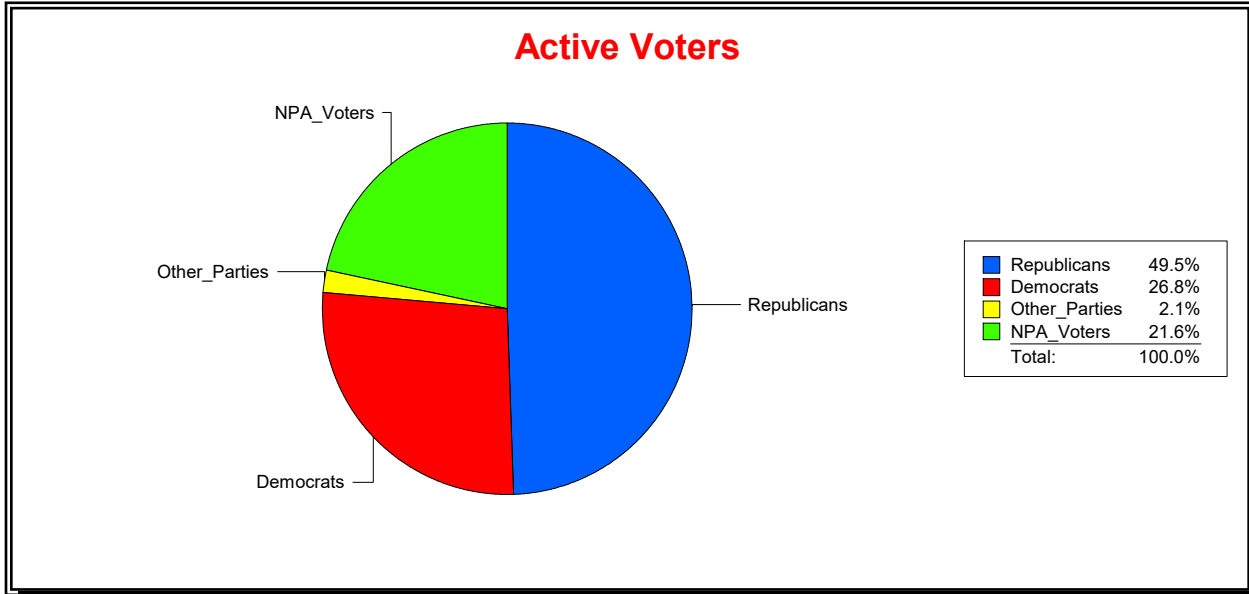
Time 11:55 AM

Graphs of District Registration

Active Registered Voters

Inactive Voters

| District     | Total | Dems  | Reps  | NonP  | Other | Total | Dems | Reps | NonP | Other |
|--------------|-------|-------|-------|-------|-------|-------|------|------|------|-------|
| LONGBOAT KEY | 4,659 | 1,249 | 2,306 | 1,006 | 98    | 299   | 94   | 134  | 69   | 2     |



**Ron Turner**

Supervisor of Elections

Sarasota County, FL

Date 9/1/2023

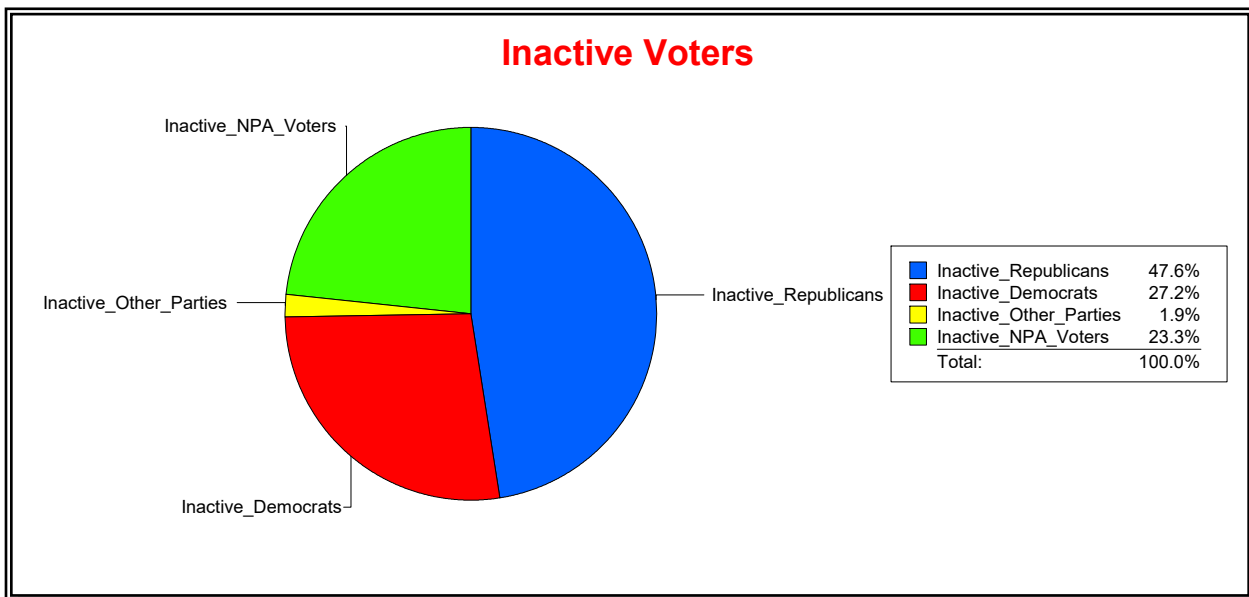
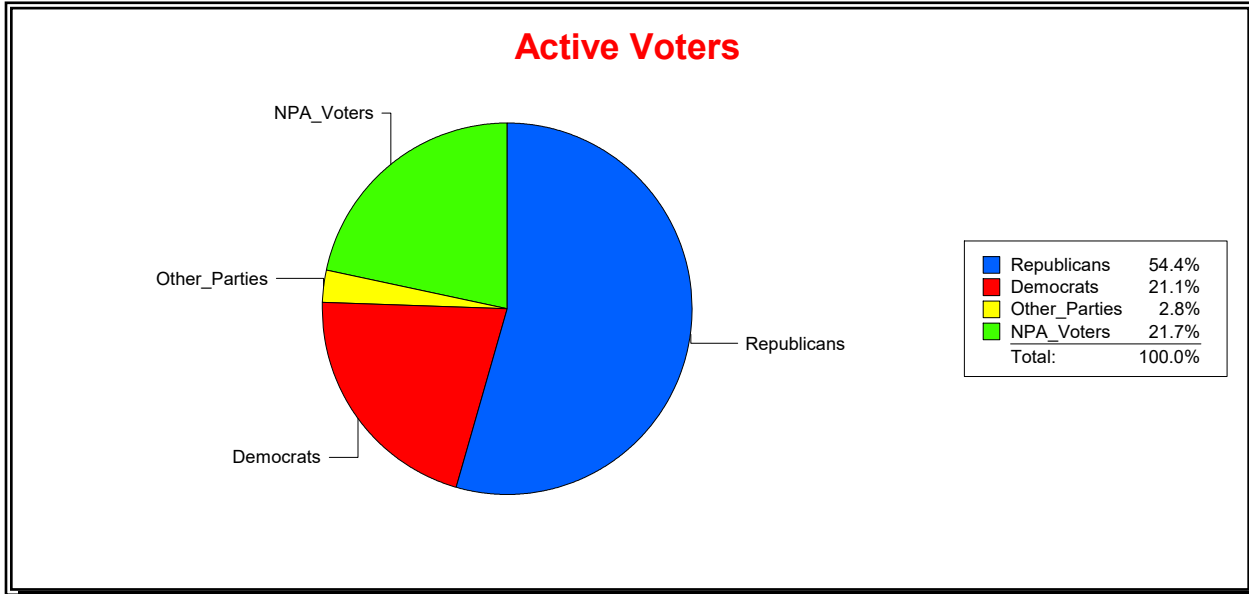
Time 11:55 AM

**Graphs of District Registration**

**Active Registered Voters**

**Inactive Voters**

| <u>District</u>       | <u>Total</u> | <u>Dems</u> | <u>Reps</u> | <u>NonP</u> | <u>Other</u> | <u>Total</u> | <u>Dems</u> | <u>Reps</u> | <u>NonP</u> | <u>Other</u> |
|-----------------------|--------------|-------------|-------------|-------------|--------------|--------------|-------------|-------------|-------------|--------------|
| <b>LBK DISTRICT 1</b> | 1,458        | 308         | 793         | 316         | 41           | 103          | 28          | 49          | 24          | 2            |



Ron Turner

Supervisor of Elections

Sarasota County, FL

Date 9/1/2023

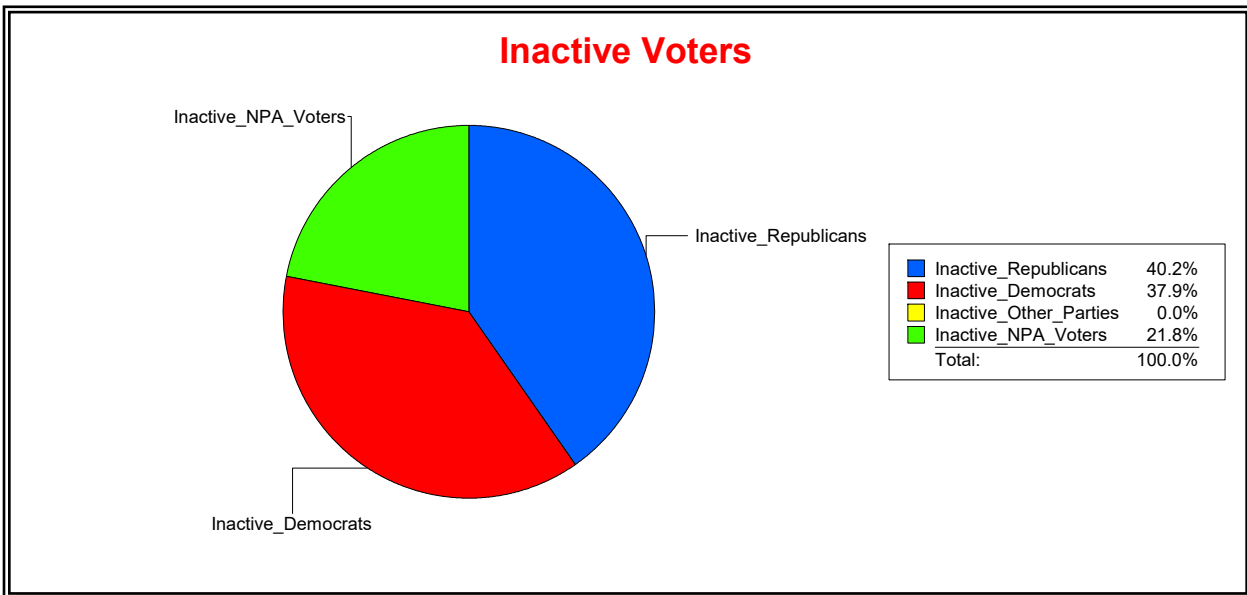
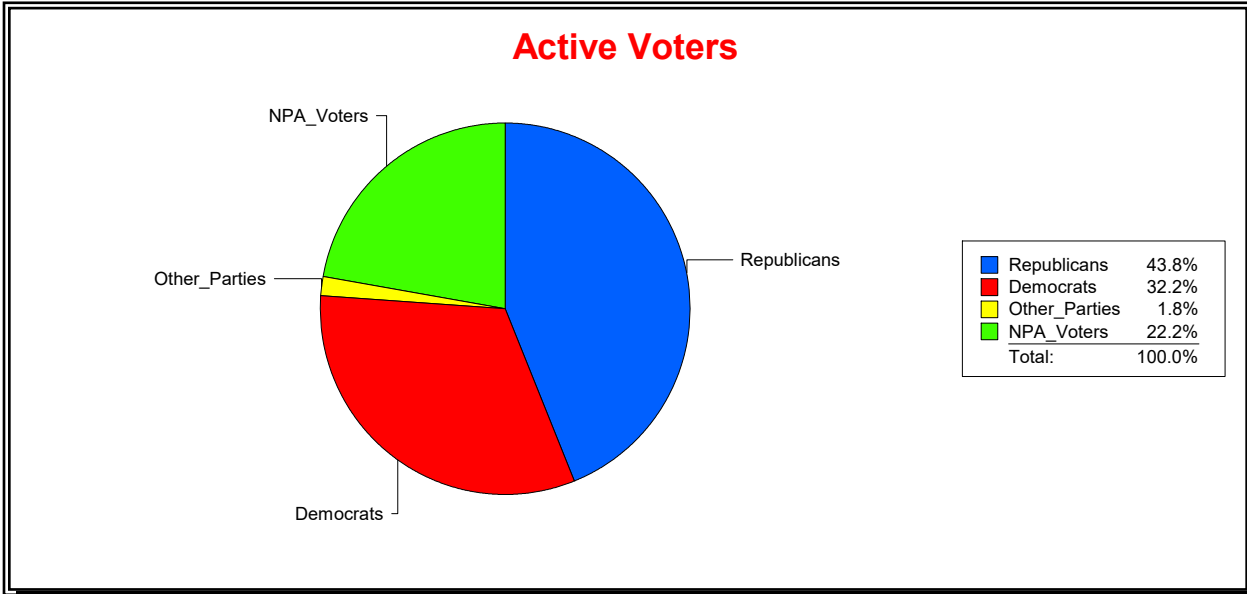
Time 11:55 AM

Graphs of District Registration

Active Registered Voters

Inactive Voters

| District       | Total | Dems | Reps | NonP | Other | Total | Dems | Reps | NonP | Other |
|----------------|-------|------|------|------|-------|-------|------|------|------|-------|
| LBK DISTRICT 2 | 1,316 | 424  | 576  | 292  | 24    | 87    | 33   | 35   | 19   | 0     |



Ron Turner

Supervisor of Elections

Sarasota County, FL

Date 9/1/2023

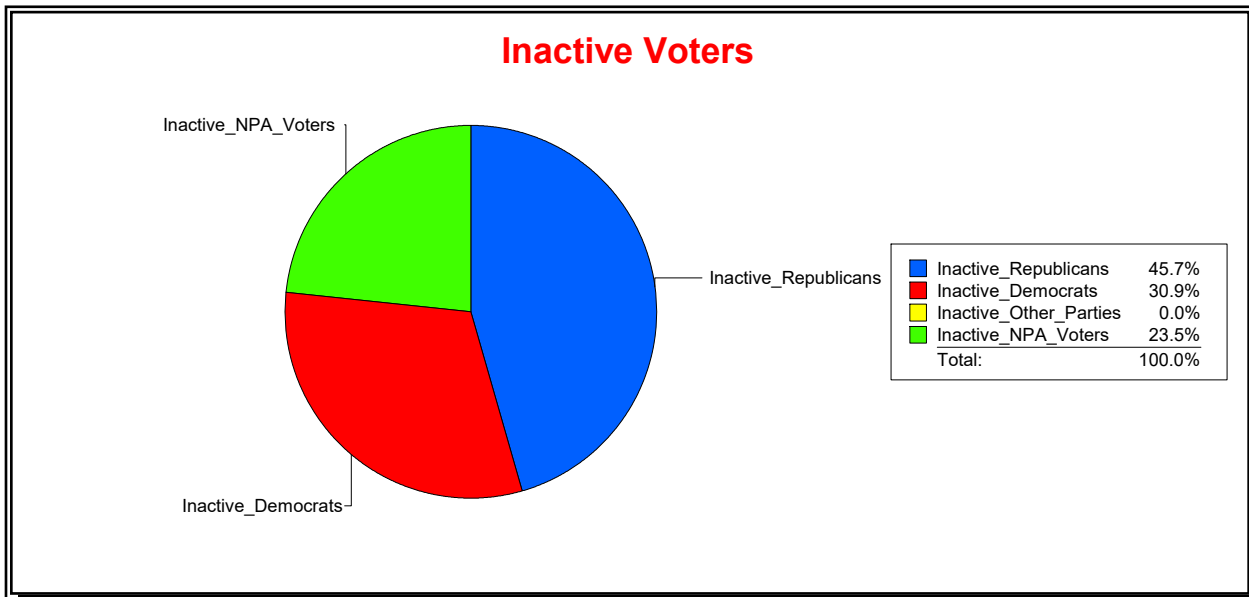
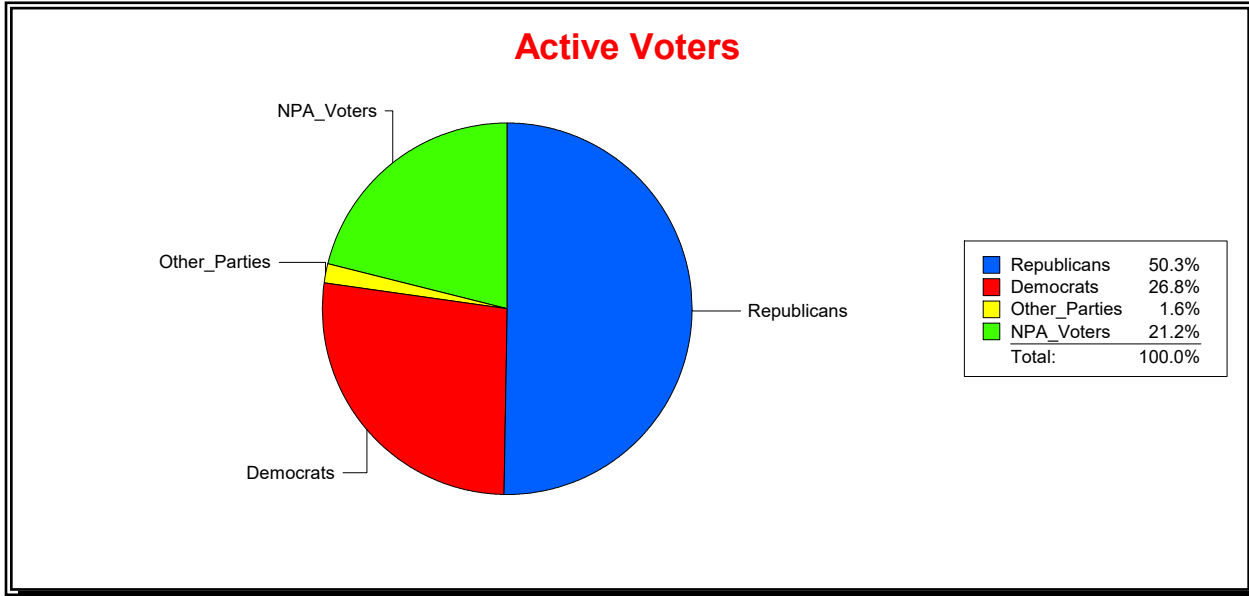
Time 11:55 AM

Graphs of District Registration

Active Registered Voters

Inactive Voters

| District       | Total | Dems | Reps | NonP | Other | Total | Dems | Reps | NonP | Other |
|----------------|-------|------|------|------|-------|-------|------|------|------|-------|
| LBK DISTRICT 3 | 1,483 | 398  | 746  | 315  | 24    | 81    | 25   | 37   | 19   | 0     |



Ron Turner

Supervisor of Elections

Sarasota County, FL

Date 9/1/2023

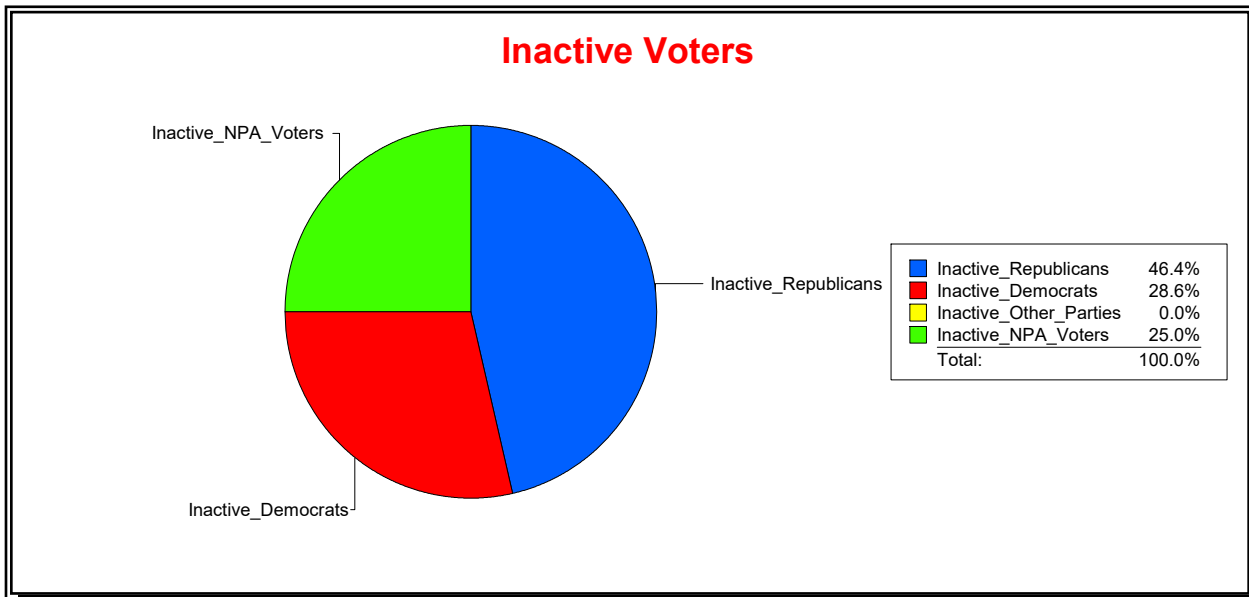
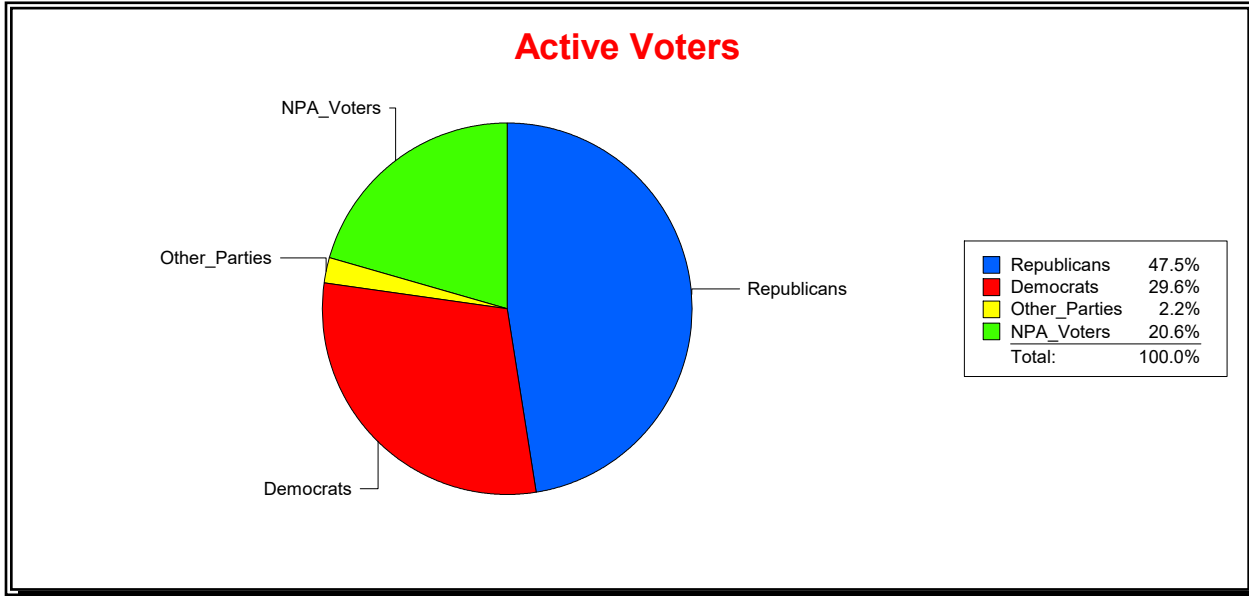
Time 11:55 AM

Graphs of District Registration

Active Registered Voters

Inactive Voters

| District       | Total | Dems | Reps | NonP | Other | Total | Dems | Reps | NonP | Other |
|----------------|-------|------|------|------|-------|-------|------|------|------|-------|
| LBK DISTRICT 4 | 402   | 119  | 191  | 83   | 9     | 28    | 8    | 13   | 7    | 0     |





**Ron Turner**

Supervisor of Elections

Sarasota County, FL

Date 9/1/2023

Time 11:55 AM

**Graphs of District Registration**

**Active Registered Voters**

**Inactive Voters**

| <u>District</u>       | <u>Total</u> | <u>Dems</u> | <u>Reps</u> | <u>NonP</u> | <u>Other</u> | <u>Total</u> | <u>Dems</u> | <u>Reps</u> | <u>NonP</u> | <u>Other</u> |
|-----------------------|--------------|-------------|-------------|-------------|--------------|--------------|-------------|-------------|-------------|--------------|
| <b>LBK DISTRICT 5</b> | 0            | 0           | 0           | 0           | 0            | 0            | 0           | 0           | 0           | 0            |



Ron Turner

Supervisor of Elections

Sarasota County, FL

Date 9/1/2023

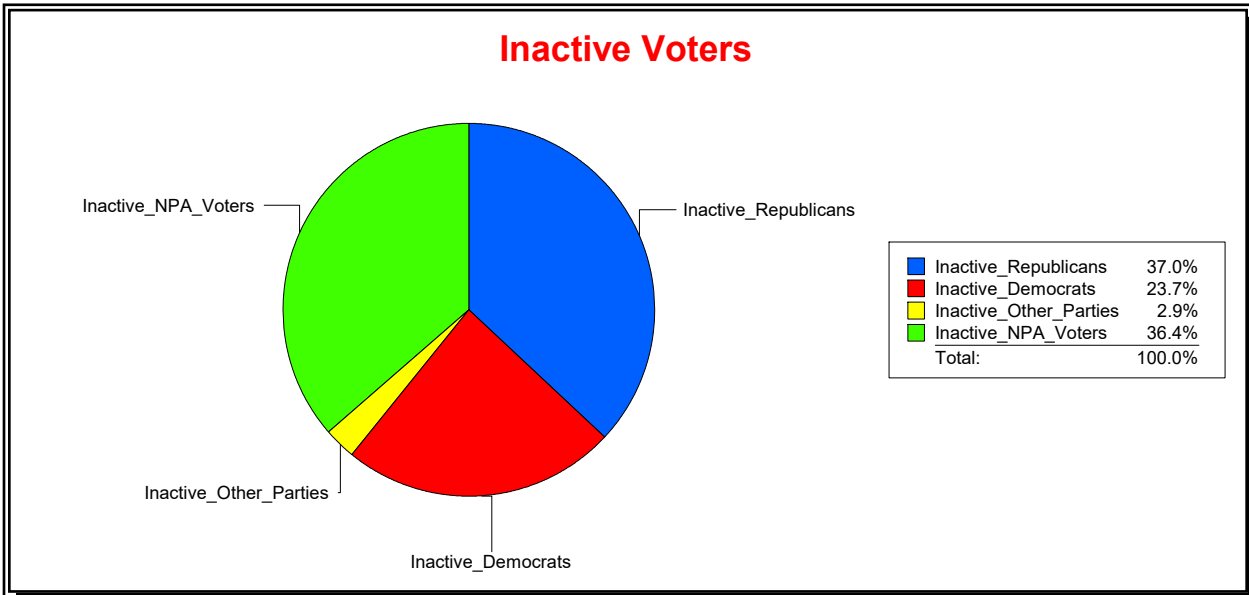
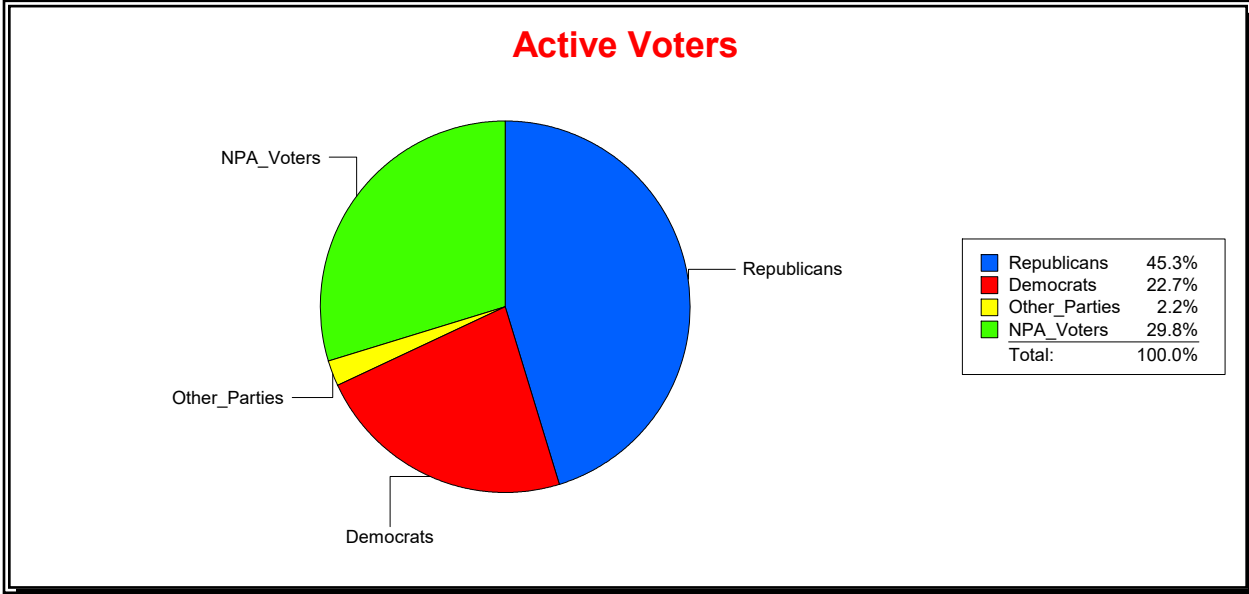
Time 11:55 AM

Graphs of District Registration

Active Registered Voters

Inactive Voters

| District                 | Total  | Dems  | Reps  | NonP  | Other | Total | Dems | Reps | NonP | Other |
|--------------------------|--------|-------|-------|-------|-------|-------|------|------|------|-------|
| <b>NORTH PORT DIST 1</b> | 10,866 | 2,472 | 4,917 | 3,234 | 243   | 659   | 156  | 244  | 240  | 19    |



Ron Turner

Supervisor of Elections

Sarasota County, FL

Date 9/1/2023

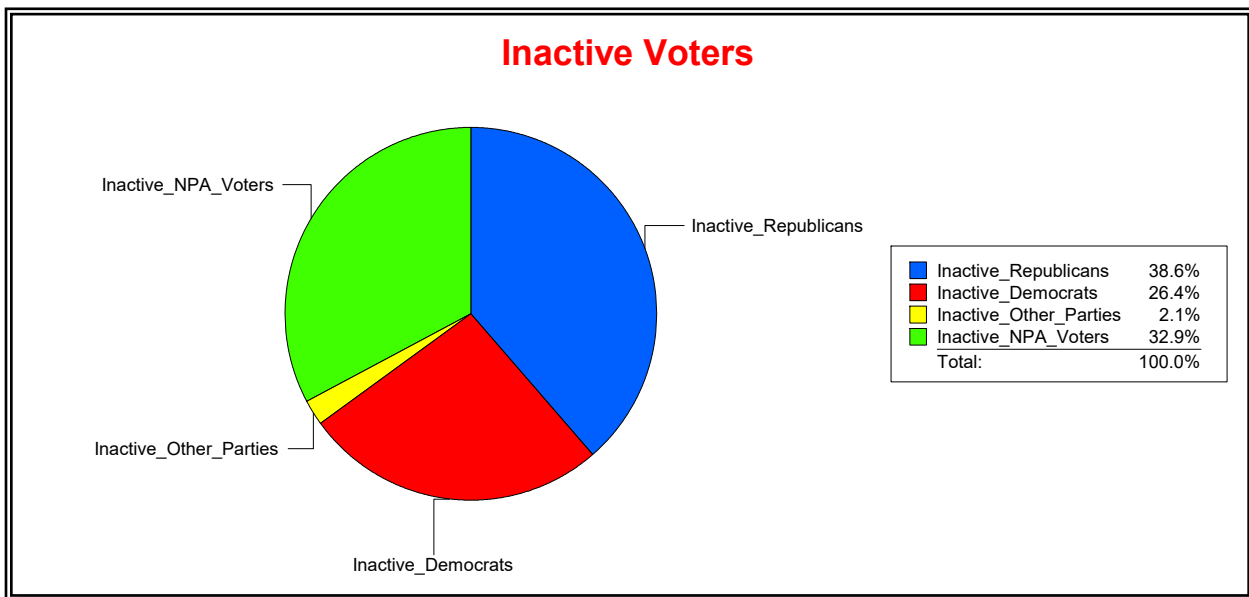
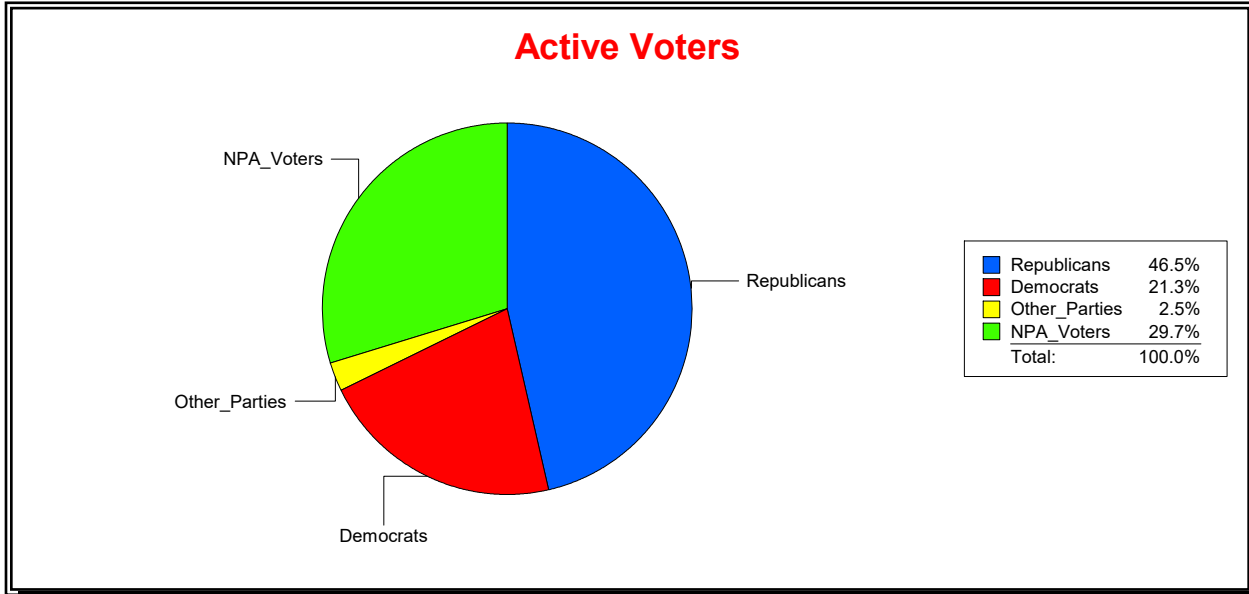
Time 11:55 AM

Graphs of District Registration

Active Registered Voters

Inactive Voters

| District          | Total  | Dems  | Reps  | NonP  | Other | Total | Dems | Reps | NonP | Other |
|-------------------|--------|-------|-------|-------|-------|-------|------|------|------|-------|
| NORTH PORT DIST 2 | 12,865 | 2,737 | 5,981 | 3,826 | 321   | 878   | 232  | 339  | 289  | 18    |



Ron Turner

Supervisor of Elections

Sarasota County, FL

Date 9/1/2023

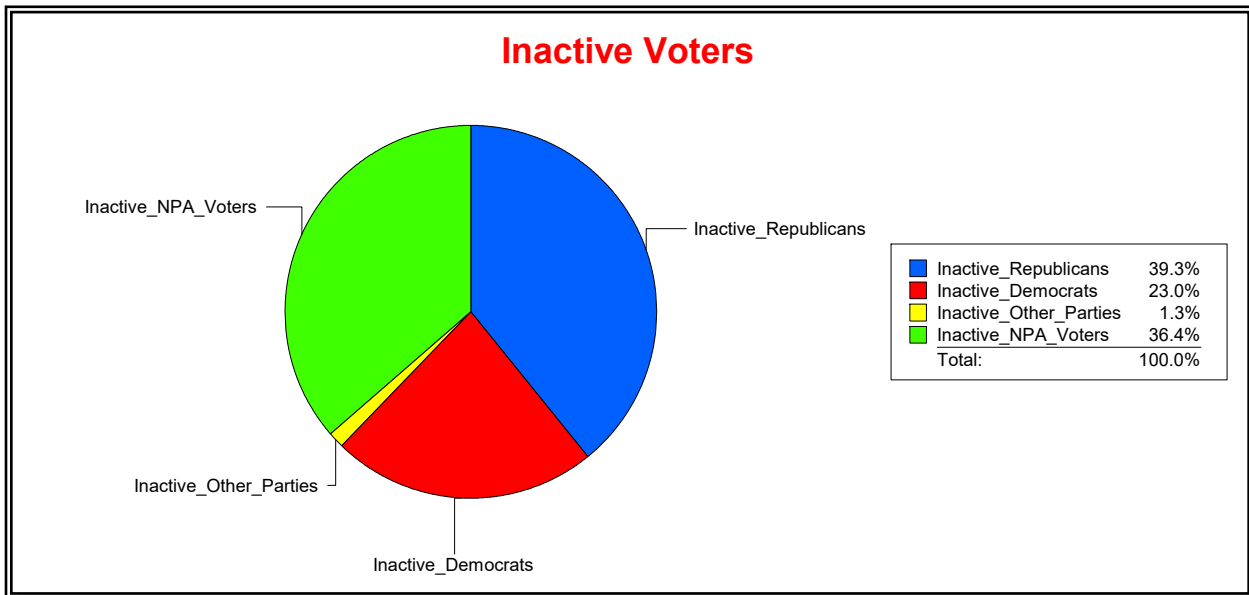
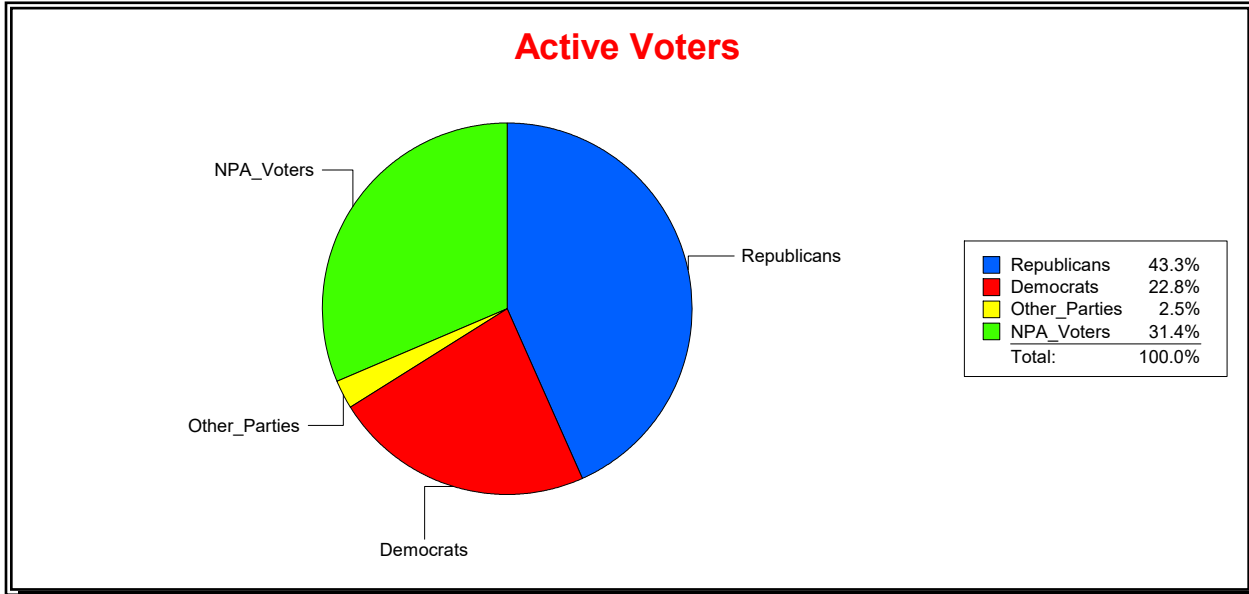
Time 11:55 AM

Graphs of District Registration

Active Registered Voters

Inactive Voters

| District          | Total  | Dems  | Reps  | NonP  | Other | Total | Dems | Reps | NonP | Other |
|-------------------|--------|-------|-------|-------|-------|-------|------|------|------|-------|
| NORTH PORT DIST 3 | 10,462 | 2,384 | 4,530 | 3,290 | 258   | 748   | 172  | 294  | 272  | 10    |



Ron Turner

Supervisor of Elections

Sarasota County, FL

Date 9/1/2023

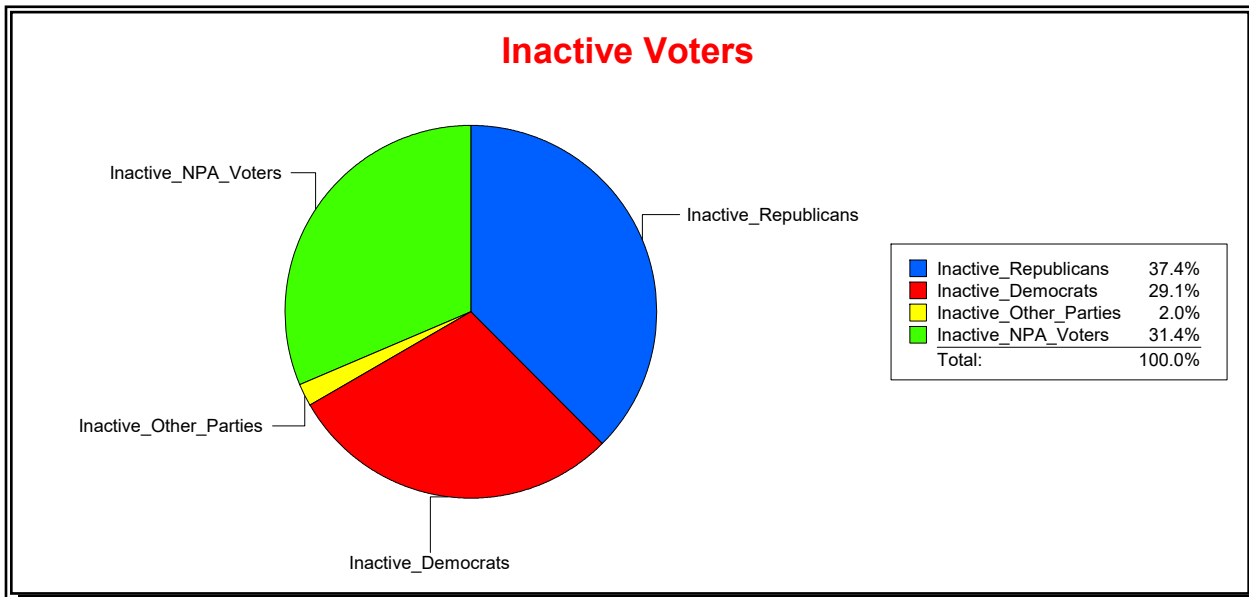
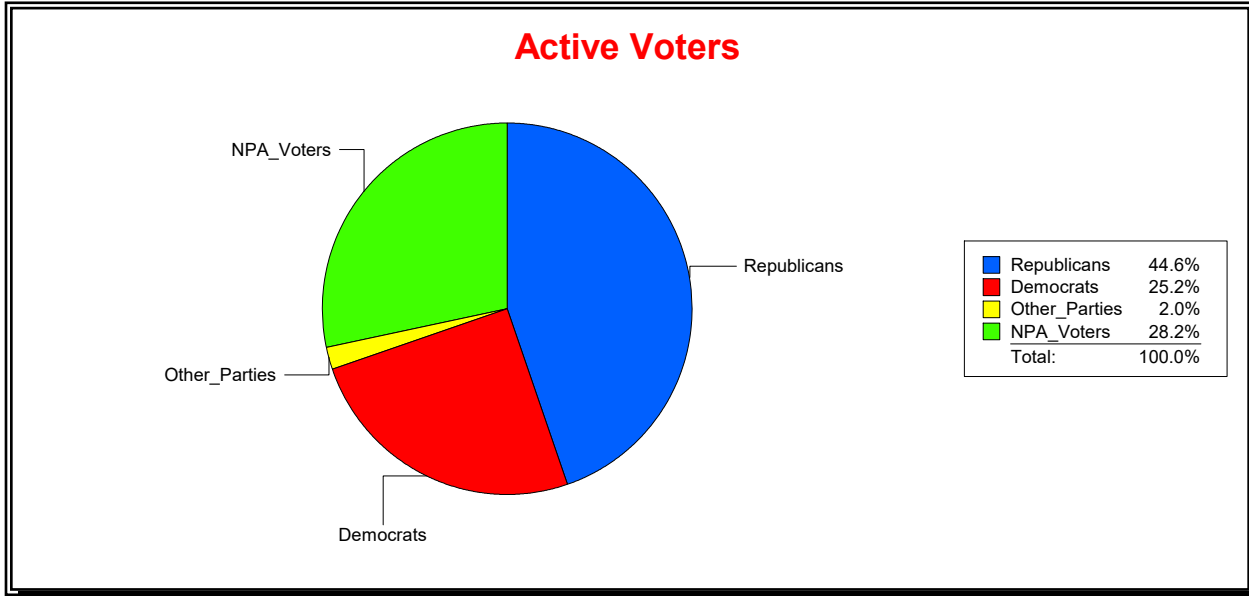
Time 11:55 AM

Graphs of District Registration

Active Registered Voters

Inactive Voters

| District          | Total | Dems  | Reps  | NonP  | Other | Total | Dems | Reps | NonP | Other |
|-------------------|-------|-------|-------|-------|-------|-------|------|------|------|-------|
| NORTH PORT DIST 4 | 8,895 | 2,241 | 3,966 | 2,512 | 176   | 652   | 190  | 244  | 205  | 13    |



Ron Turner

Supervisor of Elections

Sarasota County, FL

Date 9/1/2023

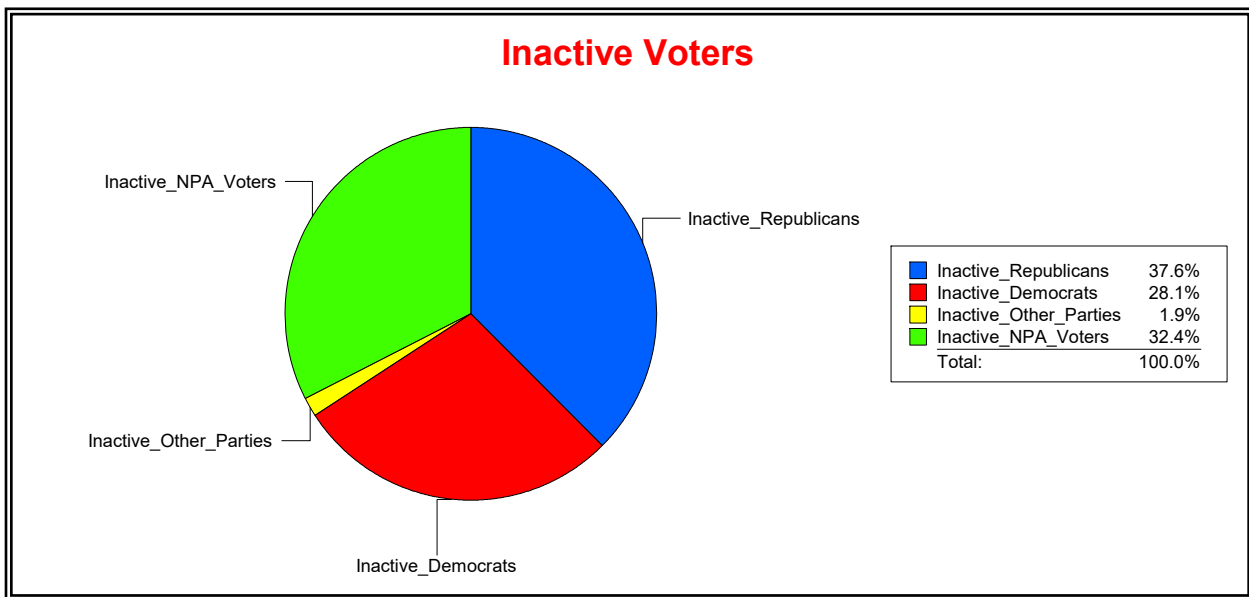
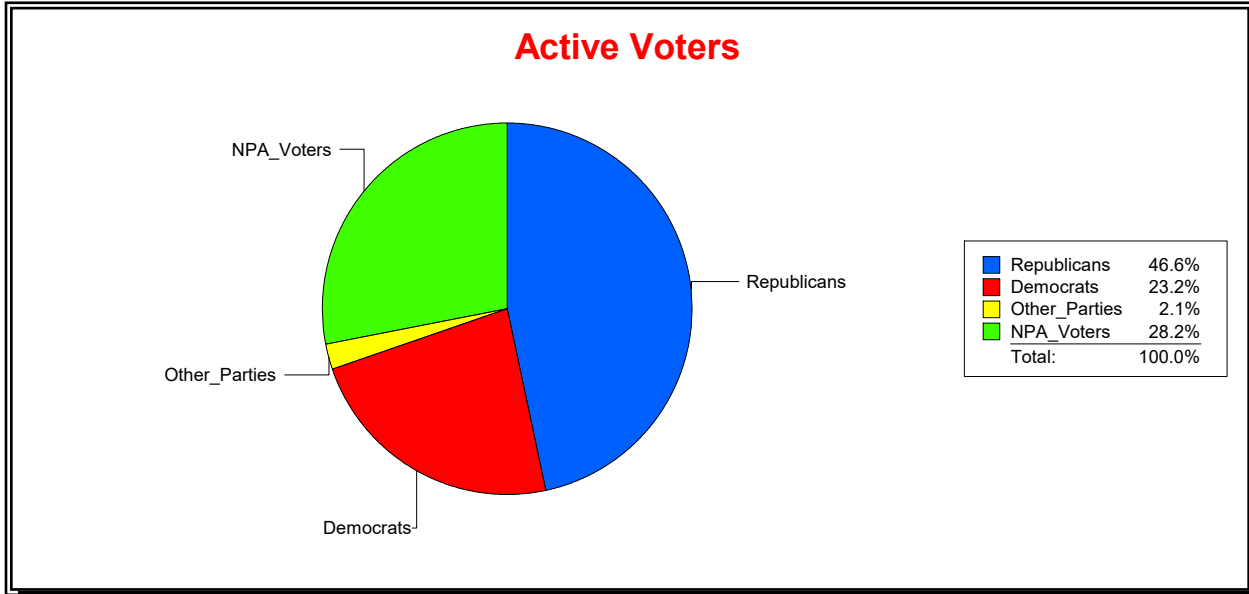
Time 11:55 AM

Graphs of District Registration

Active Registered Voters

Inactive Voters

| District          | Total  | Dems  | Reps  | NonP  | Other | Total | Dems | Reps | NonP | Other |
|-------------------|--------|-------|-------|-------|-------|-------|------|------|------|-------|
| NORTH PORT DIST 5 | 17,142 | 3,970 | 7,985 | 4,833 | 354   | 1,079 | 303  | 406  | 350  | 20    |



**Ron Turner**

Supervisor of Elections

Sarasota County, FL

Date 9/1/2023

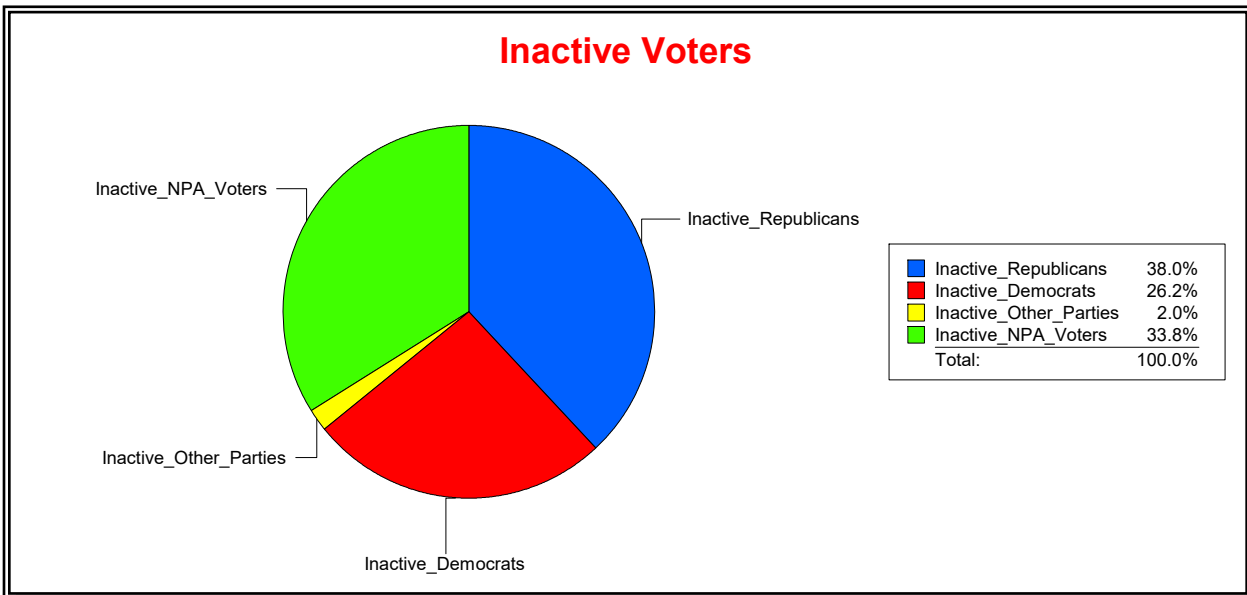
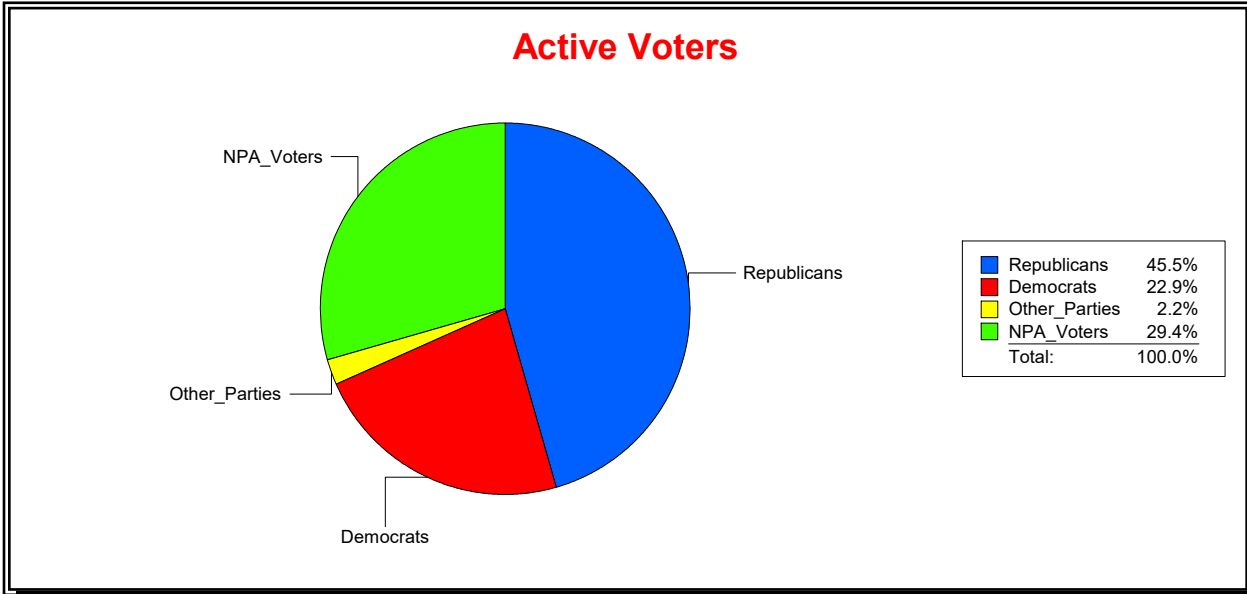
Time 11:55 AM

**Graphs of District Registration**

**Active Registered Voters**

**Inactive Voters**

| <u>District</u>   | <u>Total</u> | <u>Dems</u> | <u>Reps</u> | <u>NonP</u> | <u>Other</u> | <u>Total</u> | <u>Dems</u> | <u>Reps</u> | <u>NonP</u> | <u>Other</u> |
|-------------------|--------------|-------------|-------------|-------------|--------------|--------------|-------------|-------------|-------------|--------------|
| <b>NORTH PORT</b> | 60,230       | 13,804      | 27,379      | 17,695      | 1,352        | 4,016        | 1,053       | 1,527       | 1,356       | 80           |



**Ron Turner**

Supervisor of Elections

Sarasota County, FL

Date 9/1/2023

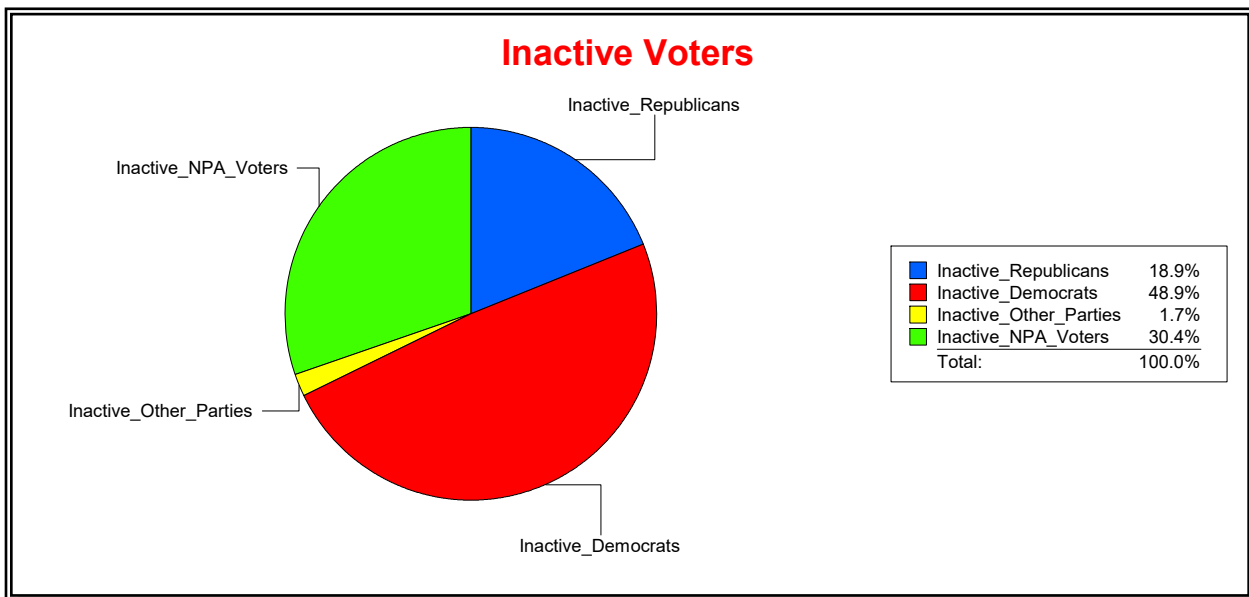
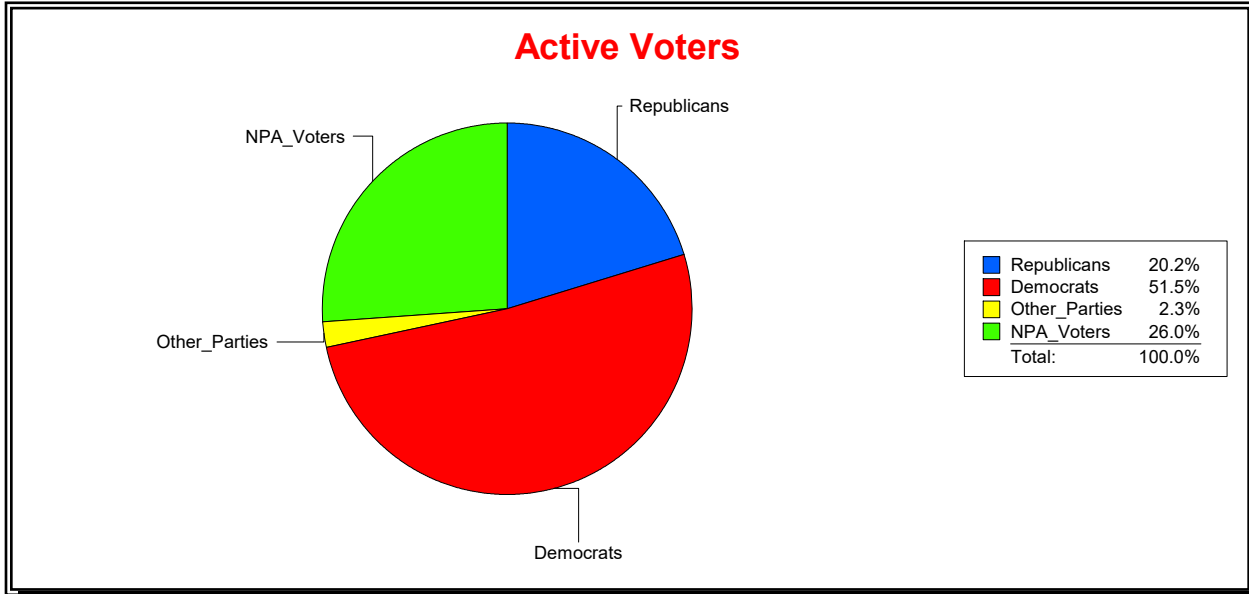
Time 11:55 AM

**Graphs of District Registration**

**Active Registered Voters**

**Inactive Voters**

| <u>District</u>        | <u>Total</u> | <u>Dems</u> | <u>Reps</u> | <u>NonP</u> | <u>Other</u> | <u>Total</u> | <u>Dems</u> | <u>Reps</u> | <u>NonP</u> | <u>Other</u> |
|------------------------|--------------|-------------|-------------|-------------|--------------|--------------|-------------|-------------|-------------|--------------|
| <b>SARASOTA DIST 1</b> | 10,809       | 5,572       | 2,184       | 2,808       | 245          | 1,326        | 649         | 251         | 403         | 23           |





Ron Turner

Supervisor of Elections

Sarasota County, FL

Date 9/1/2023

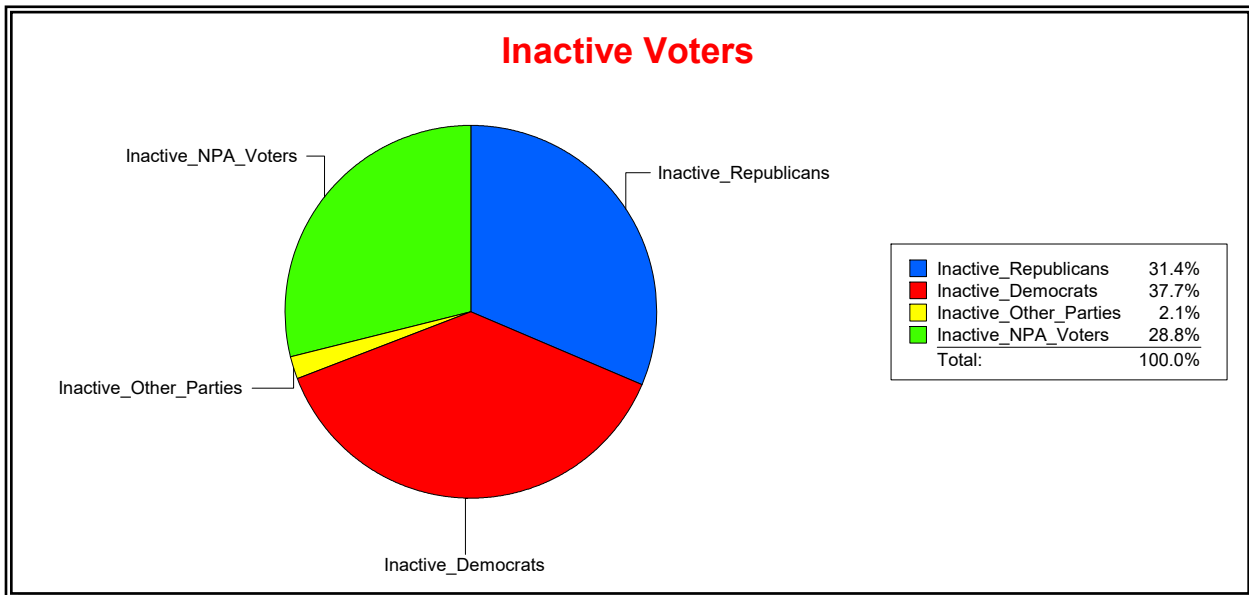
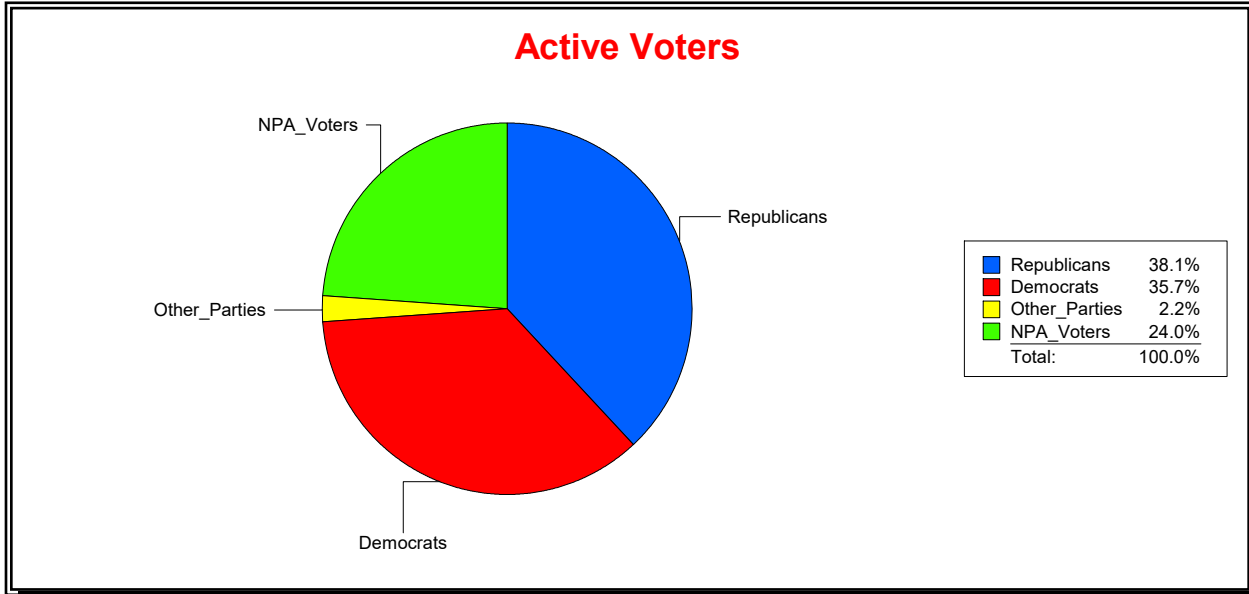
Time 11:55 AM

Graphs of District Registration

Active Registered Voters

Inactive Voters

| District        | Total  | Dems  | Reps  | NonP  | Other | Total | Dems | Reps | NonP | Other |
|-----------------|--------|-------|-------|-------|-------|-------|------|------|------|-------|
| SARASOTA DIST 2 | 16,518 | 5,904 | 6,290 | 3,962 | 362   | 1,346 | 507  | 423  | 388  | 28    |



**Ron Turner**

Supervisor of Elections

Sarasota County, FL

Date 9/1/2023

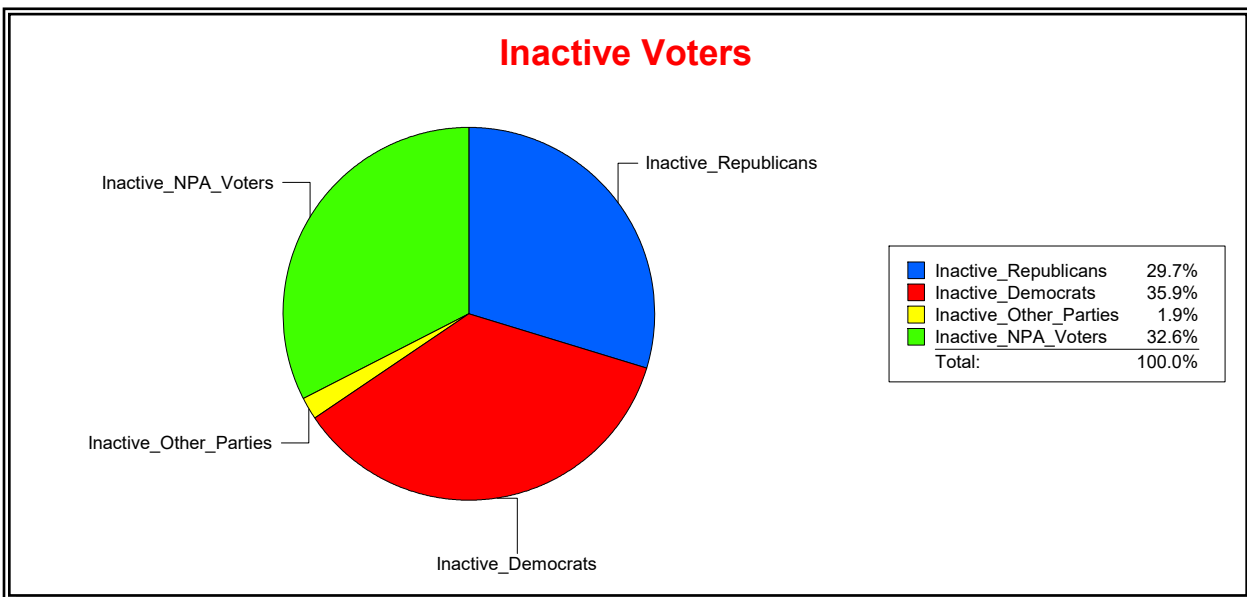
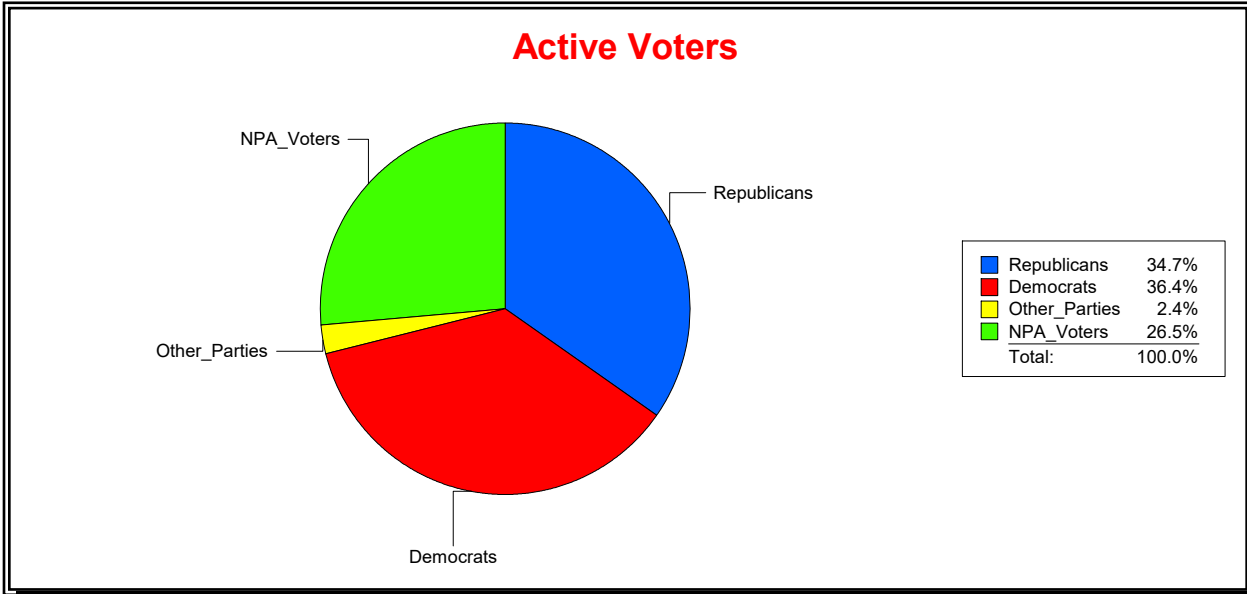
Time 11:55 AM

**Graphs of District Registration**

**Active Registered Voters**

**Inactive Voters**

| <u>District</u>        | <u>Total</u> | <u>Dems</u> | <u>Reps</u> | <u>NonP</u> | <u>Other</u> | <u>Total</u> | <u>Dems</u> | <u>Reps</u> | <u>NonP</u> | <u>Other</u> |
|------------------------|--------------|-------------|-------------|-------------|--------------|--------------|-------------|-------------|-------------|--------------|
| <b>SARASOTA DIST 3</b> | 10,700       | 3,890       | 3,718       | 2,835       | 257          | 1,059        | 380         | 314         | 345         | 20           |



Ron Turner

Supervisor of Elections

Sarasota County, FL

Date 9/1/2023

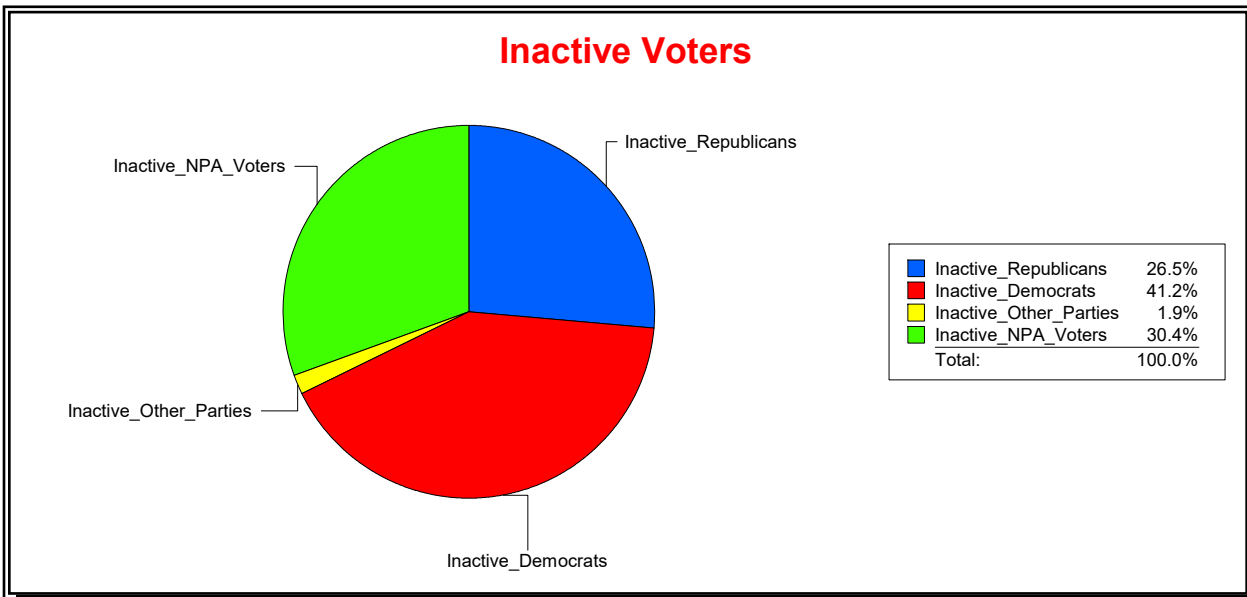
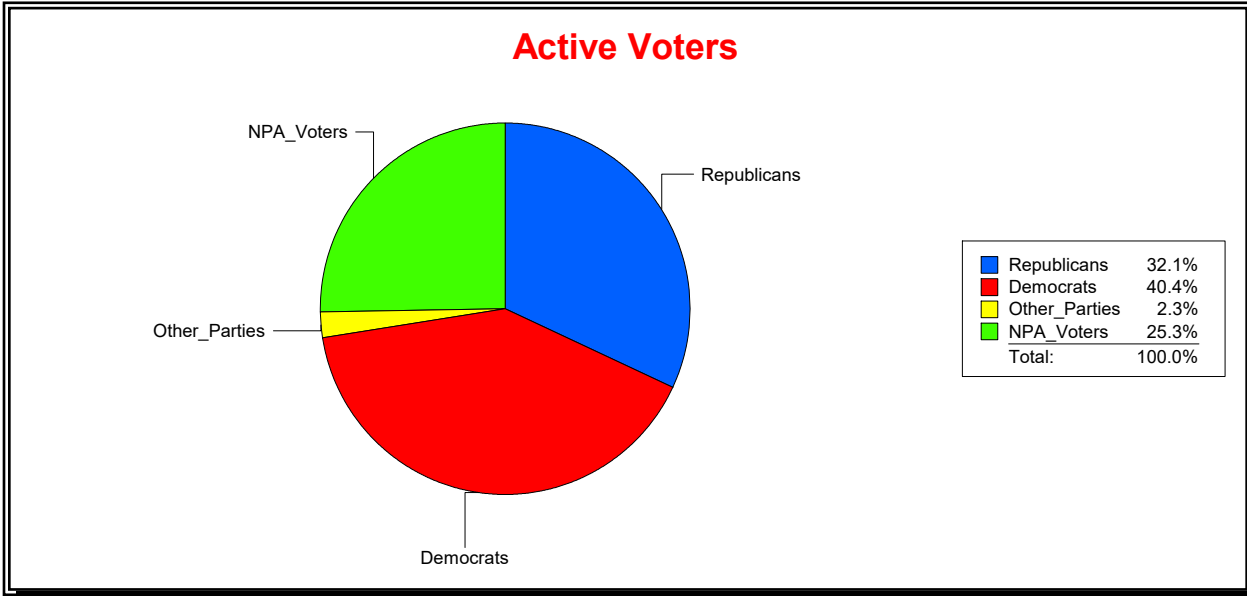
Time 11:55 AM

Graphs of District Registration

Active Registered Voters

Inactive Voters

| District | Total  | Dems   | Reps   | NonP  | Other | Total | Dems  | Reps | NonP  | Other |
|----------|--------|--------|--------|-------|-------|-------|-------|------|-------|-------|
| SARASOTA | 38,027 | 15,366 | 12,192 | 9,605 | 864   | 3,731 | 1,536 | 988  | 1,136 | 71    |



**Ron Turner**

Supervisor of Elections

Sarasota County, FL

Date 9/1/2023

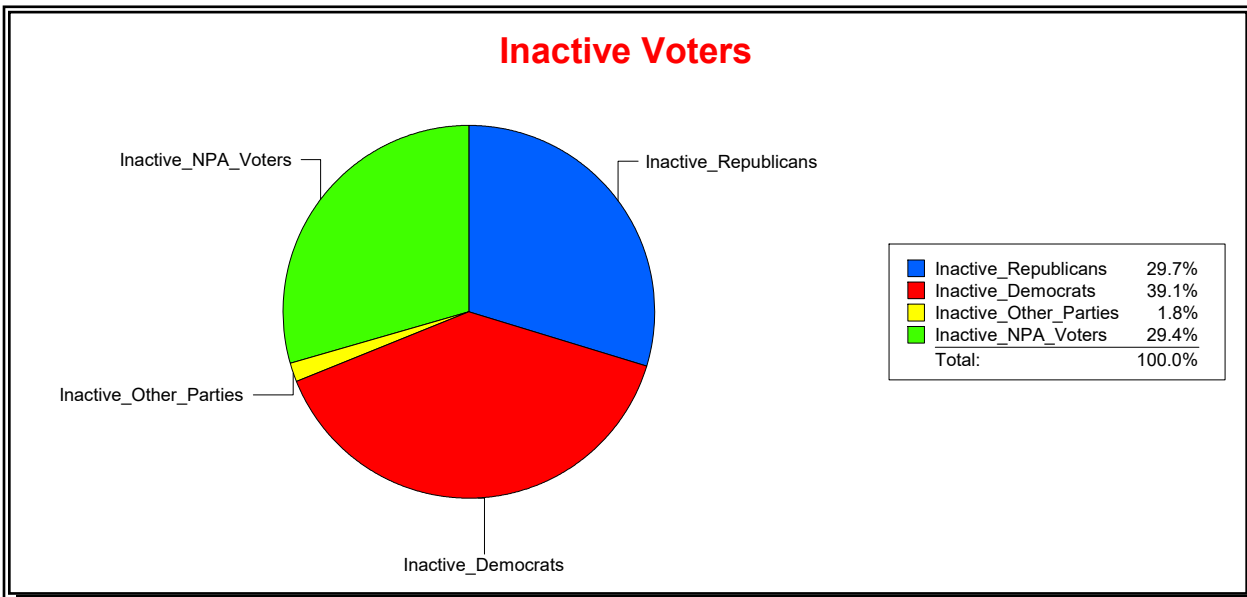
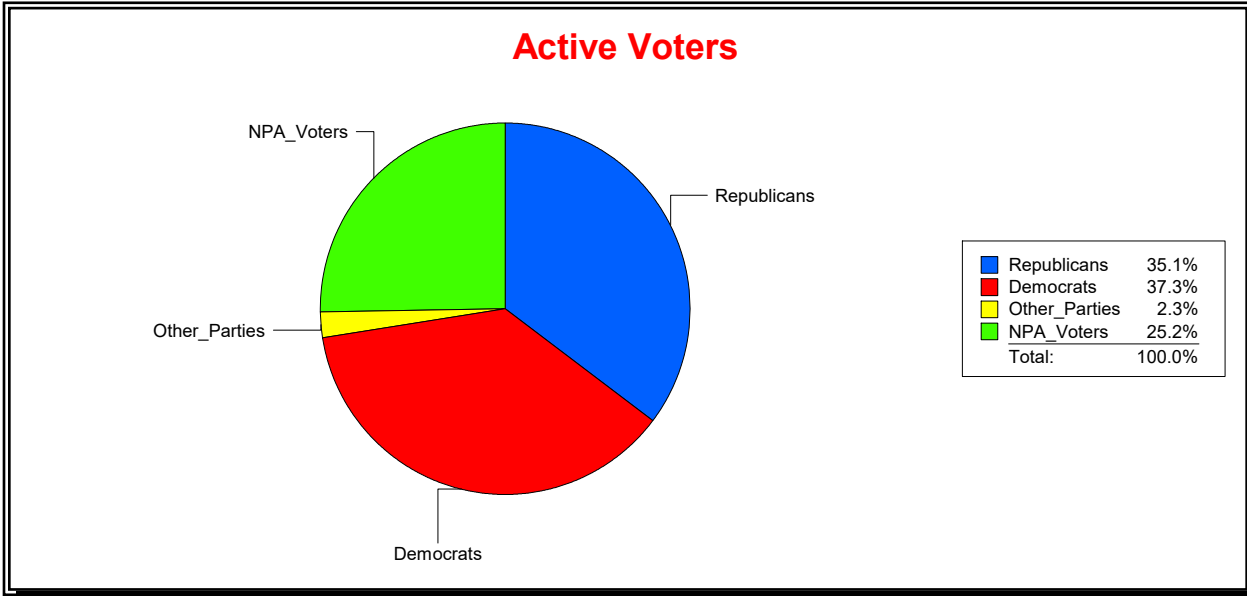
Time 11:55 AM

**Graphs of District Registration**

**Active Registered Voters**

**Inactive Voters**

| <u>District</u>      | <u>Total</u> | <u>Dems</u> | <u>Reps</u> | <u>NonP</u> | <u>Other</u> | <u>Total</u> | <u>Dems</u> | <u>Reps</u> | <u>NonP</u> | <u>Other</u> |
|----------------------|--------------|-------------|-------------|-------------|--------------|--------------|-------------|-------------|-------------|--------------|
| <b>SCHOOL DIST 1</b> | 63,068       | 23,539      | 22,164      | 15,894      | 1,471        | 5,578        | 2,181       | 1,655       | 1,640       | 102          |



**Ron Turner**

Supervisor of Elections

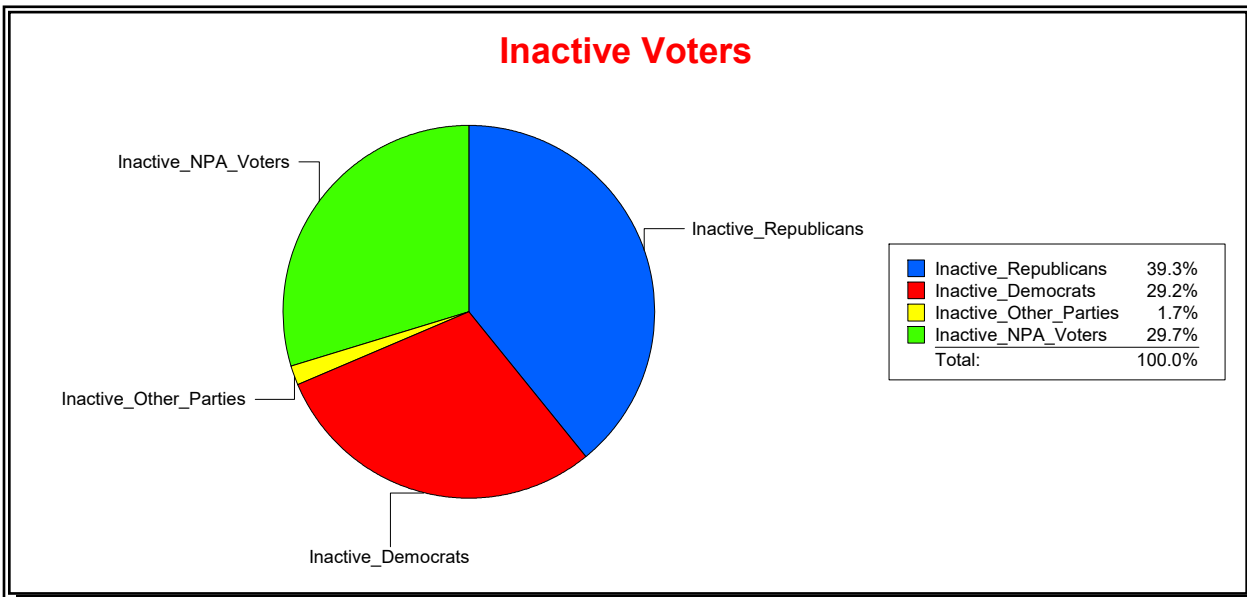
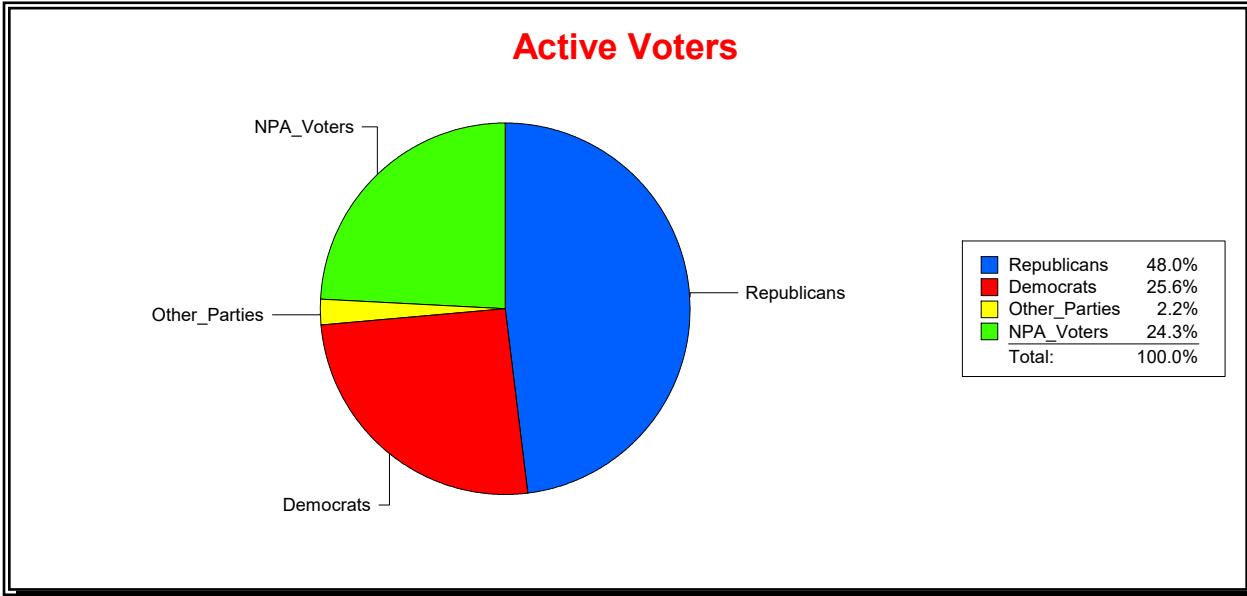
Sarasota County, FL

Date 9/1/2023

Time 11:55 AM

**Graphs of District Registration**

| District             | Active Registered Voters |        |        |        |       | Inactive Voters |       |       |       |       |
|----------------------|--------------------------|--------|--------|--------|-------|-----------------|-------|-------|-------|-------|
|                      | Total                    | Dems   | Reps   | NonP   | Other | Total           | Dems  | Reps  | NonP  | Other |
| <b>SCHOOL DIST 2</b> | 76,636                   | 19,583 | 36,775 | 18,623 | 1,655 | 4,774           | 1,395 | 1,876 | 1,420 | 83    |



**Ron Turner**

Supervisor of Elections

Sarasota County, FL

Date 9/1/2023

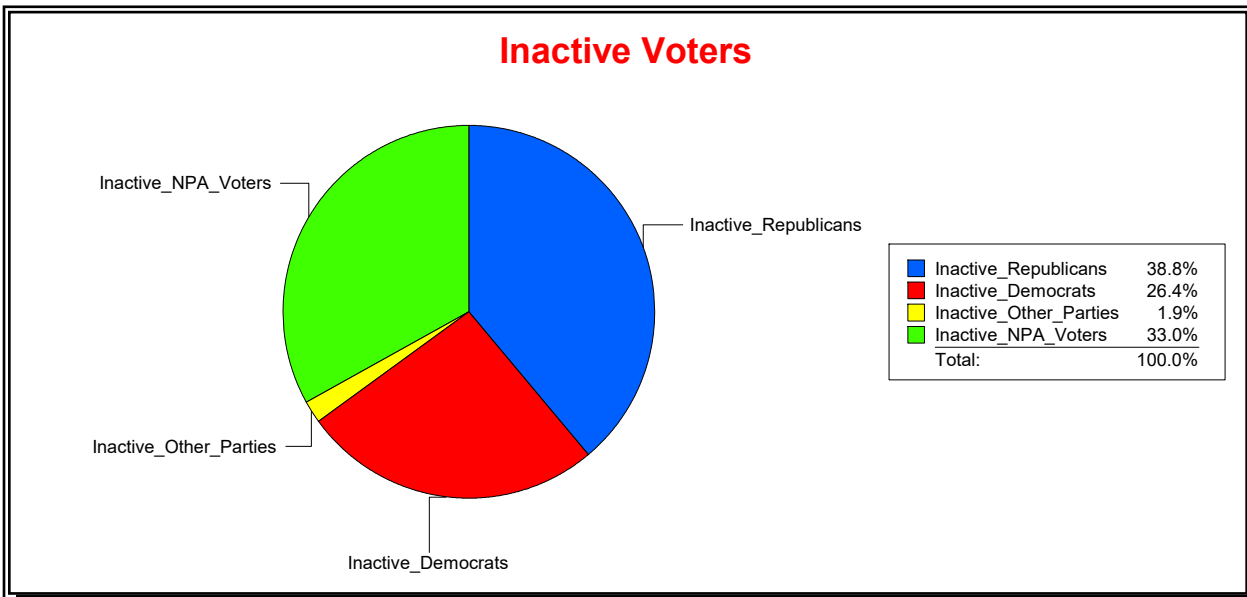
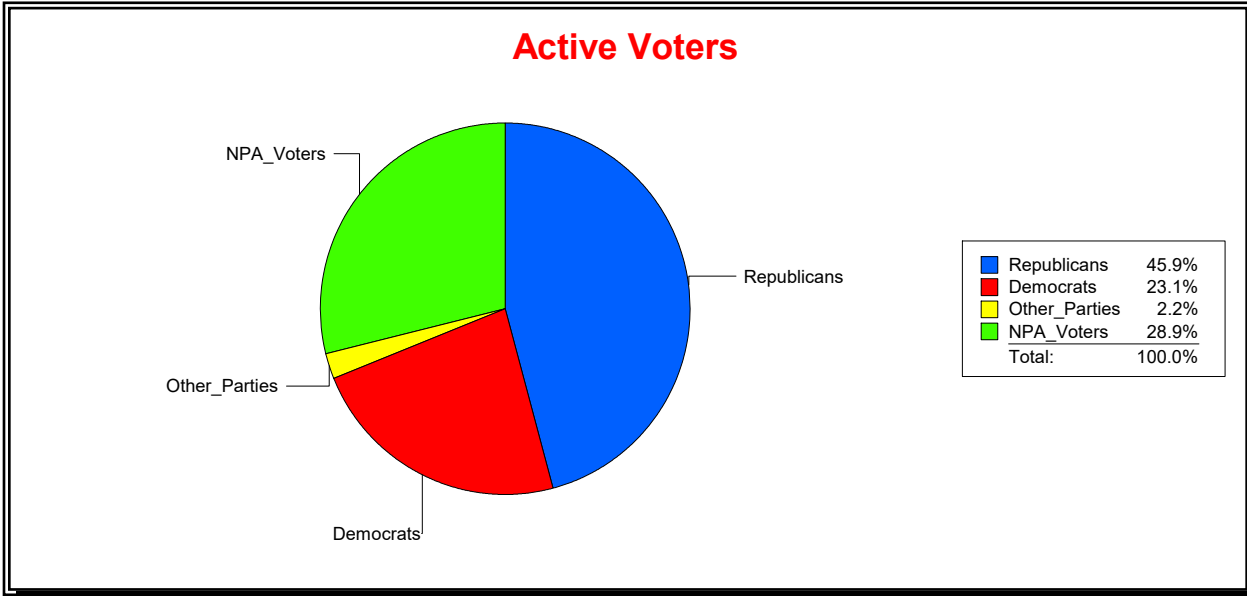
Time 11:55 AM

**Graphs of District Registration**

**Active Registered Voters**

**Inactive Voters**

| <u>District</u>      | <u>Total</u> | <u>Dems</u> | <u>Reps</u> | <u>NonP</u> | <u>Other</u> | <u>Total</u> | <u>Dems</u> | <u>Reps</u> | <u>NonP</u> | <u>Other</u> |
|----------------------|--------------|-------------|-------------|-------------|--------------|--------------|-------------|-------------|-------------|--------------|
| <b>SCHOOL DIST 3</b> | 68,981       | 15,909      | 31,656      | 19,925      | 1,491        | 4,819        | 1,270       | 1,869       | 1,589       | 91           |



Ron Turner

Supervisor of Elections

Sarasota County, FL

Date 9/1/2023

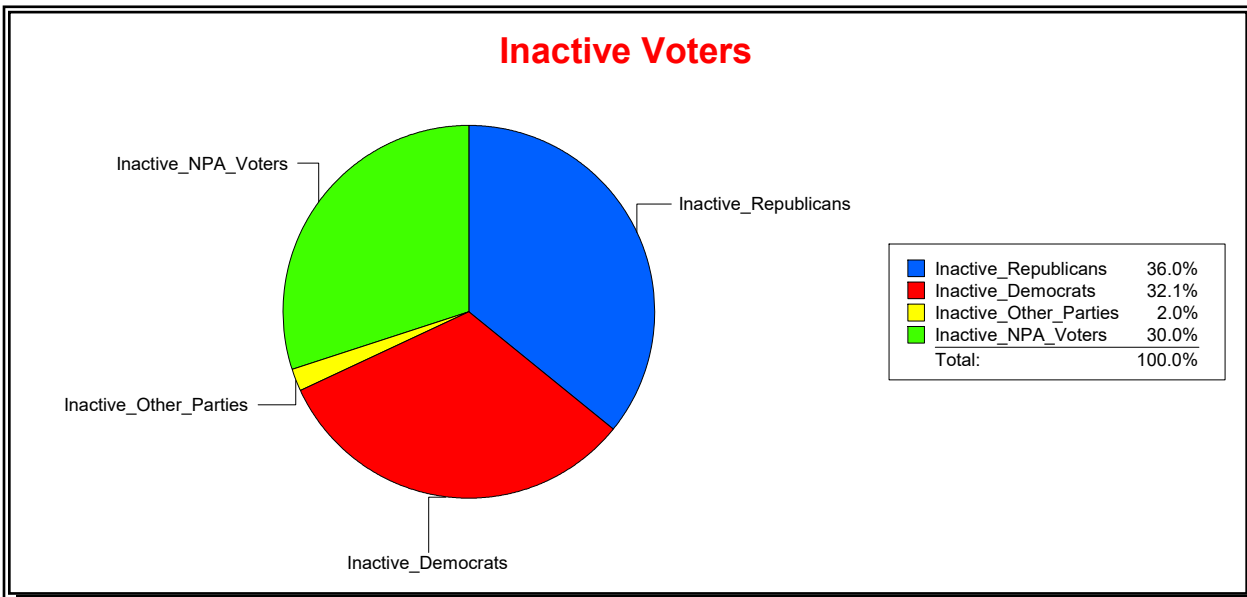
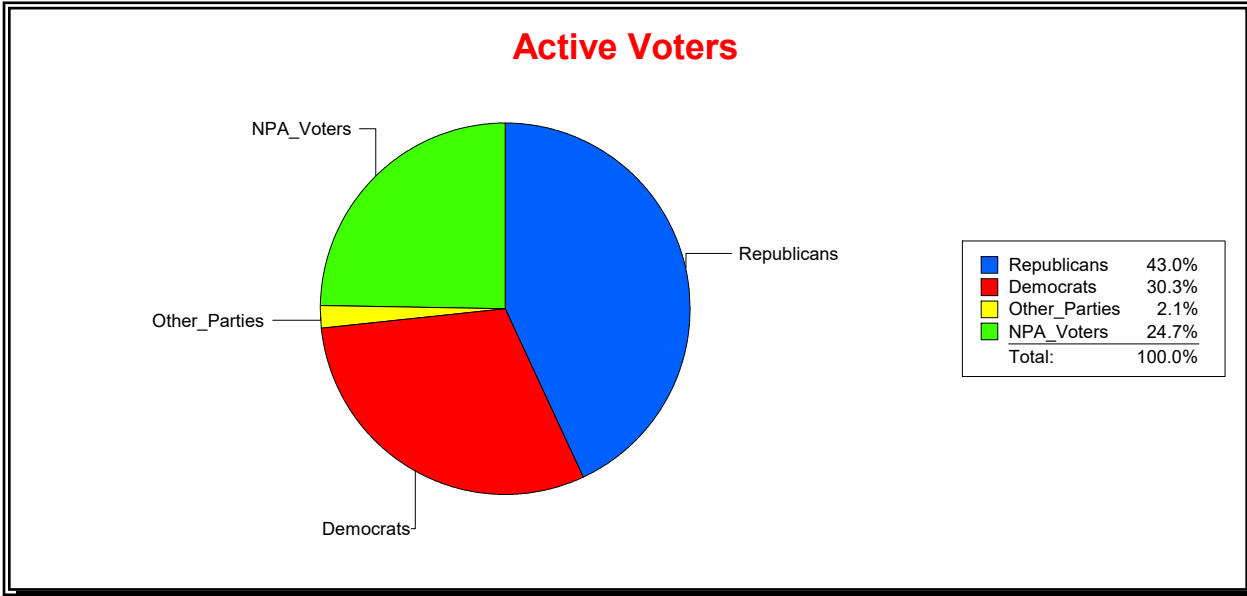
Time 11:55 AM

Graphs of District Registration

Active Registered Voters

Inactive Voters

| District      | Total  | Dems   | Reps   | NonP   | Other | Total | Dems  | Reps  | NonP  | Other |
|---------------|--------|--------|--------|--------|-------|-------|-------|-------|-------|-------|
| SCHOOL DIST 4 | 67,447 | 20,403 | 28,982 | 16,650 | 1,412 | 4,778 | 1,532 | 1,718 | 1,432 | 96    |



**Ron Turner**

Supervisor of Elections

Sarasota County, FL

Date 9/1/2023

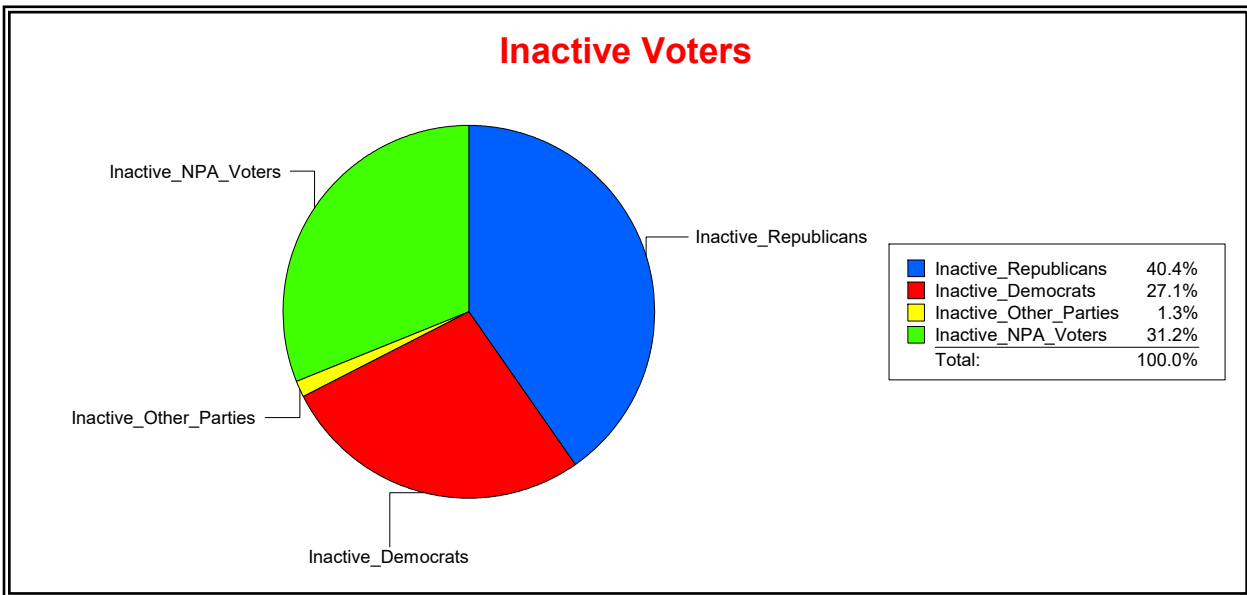
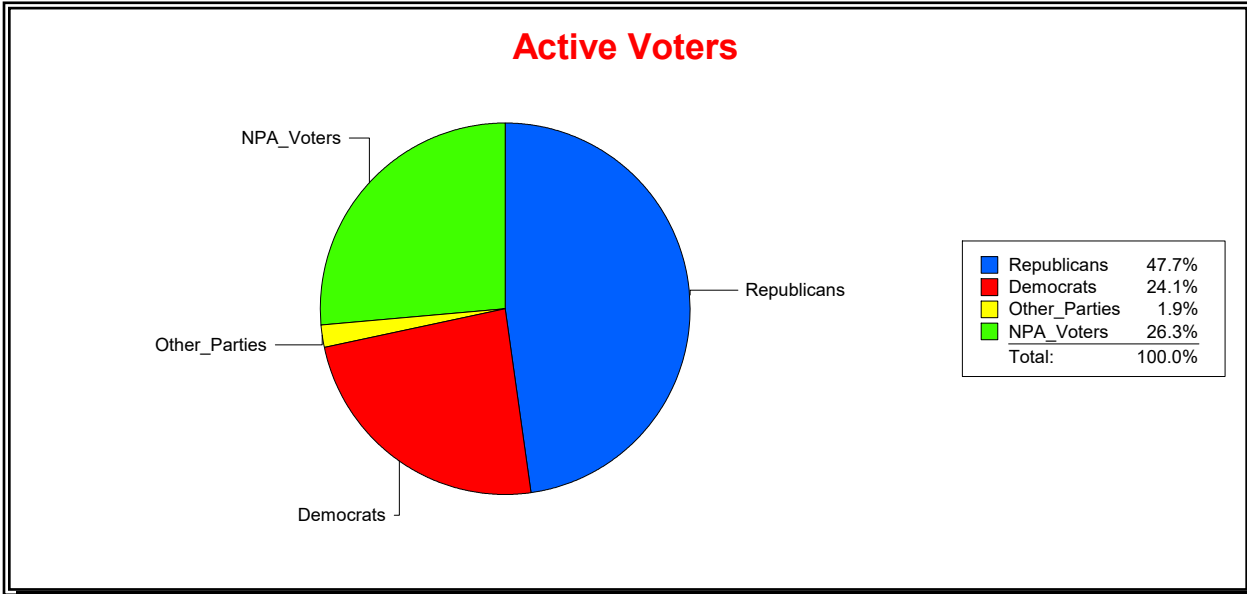
Time 11:55 AM

**Graphs of District Registration**

**Active Registered Voters**

**Inactive Voters**

| <u>District</u>      | <u>Total</u> | <u>Dems</u> | <u>Reps</u> | <u>NonP</u> | <u>Other</u> | <u>Total</u> | <u>Dems</u> | <u>Reps</u> | <u>NonP</u> | <u>Other</u> |
|----------------------|--------------|-------------|-------------|-------------|--------------|--------------|-------------|-------------|-------------|--------------|
| <b>SCHOOL DIST 5</b> | 73,714       | 17,756      | 35,129      | 19,401      | 1,428        | 4,872        | 1,320       | 1,968       | 1,520       | 64           |





**Ron Turner**

Supervisor of Elections

Sarasota County, FL

Date 9/1/2023

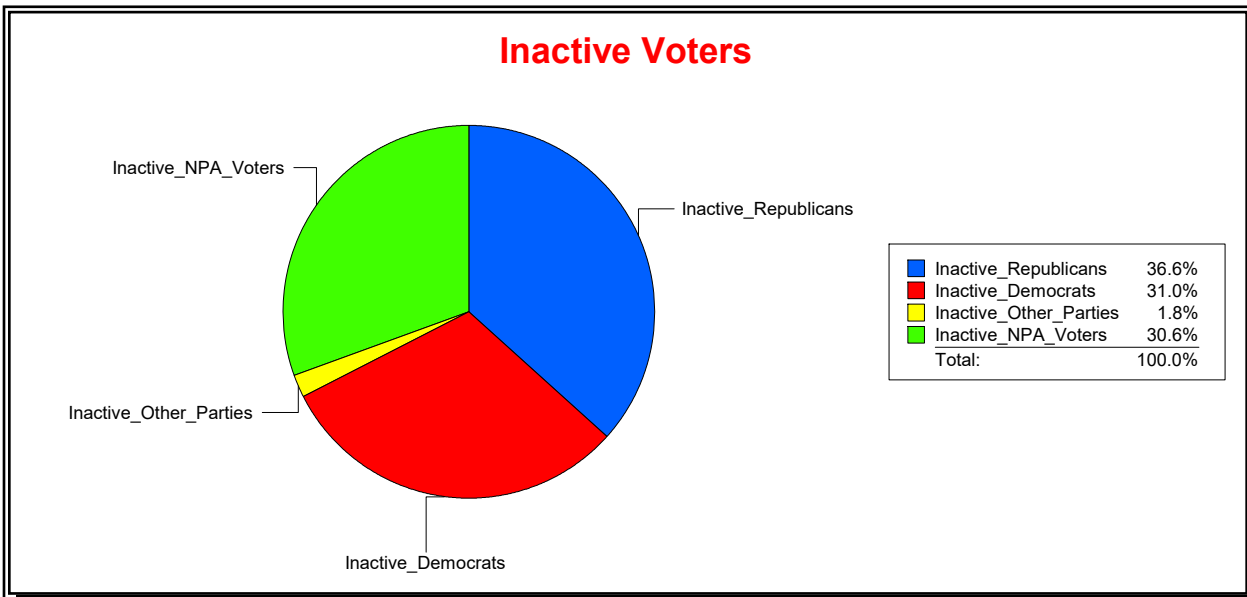
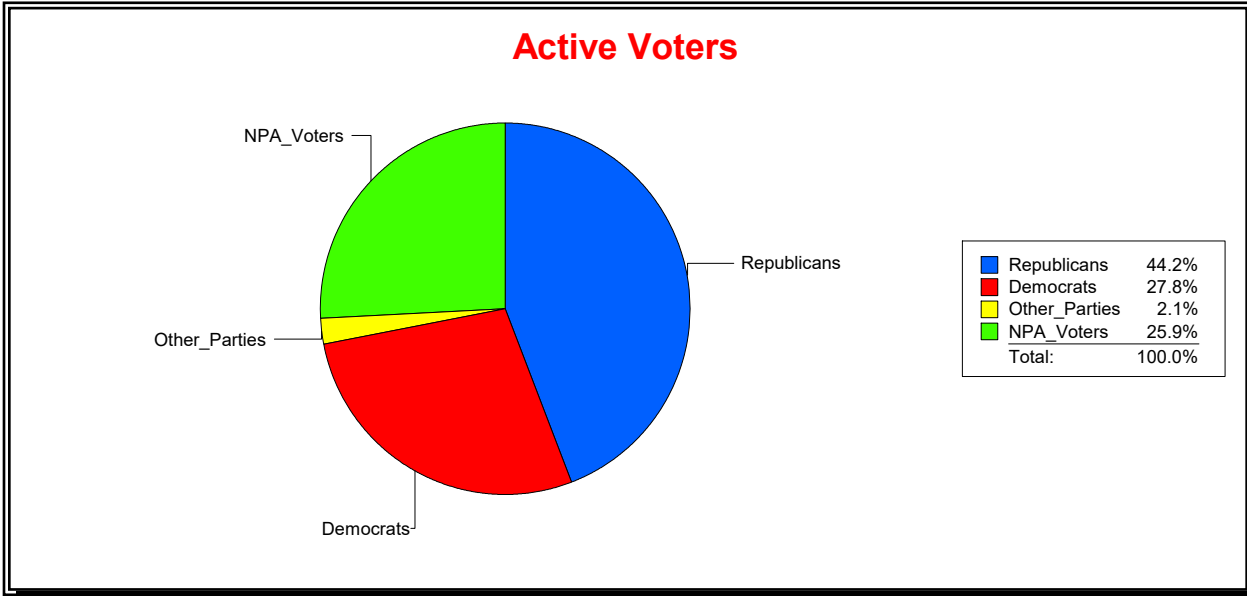
Time 11:55 AM

**Graphs of District Registration**

**Active Registered Voters**

**Inactive Voters**

| <u>District</u> | <u>Total</u> | <u>Dems</u> | <u>Reps</u> | <u>NonP</u> | <u>Other</u> | <u>Total</u> | <u>Dems</u> | <u>Reps</u> | <u>NonP</u> | <u>Other</u> |
|-----------------|--------------|-------------|-------------|-------------|--------------|--------------|-------------|-------------|-------------|--------------|
| STATE SENATE 22 | 349,846      | 97,190      | 154,706     | 90,493      | 7,457        | 24,821       | 7,698       | 9,086       | 7,601       | 436          |



Ron Turner

Supervisor of Elections

Sarasota County, FL

Date 9/1/2023

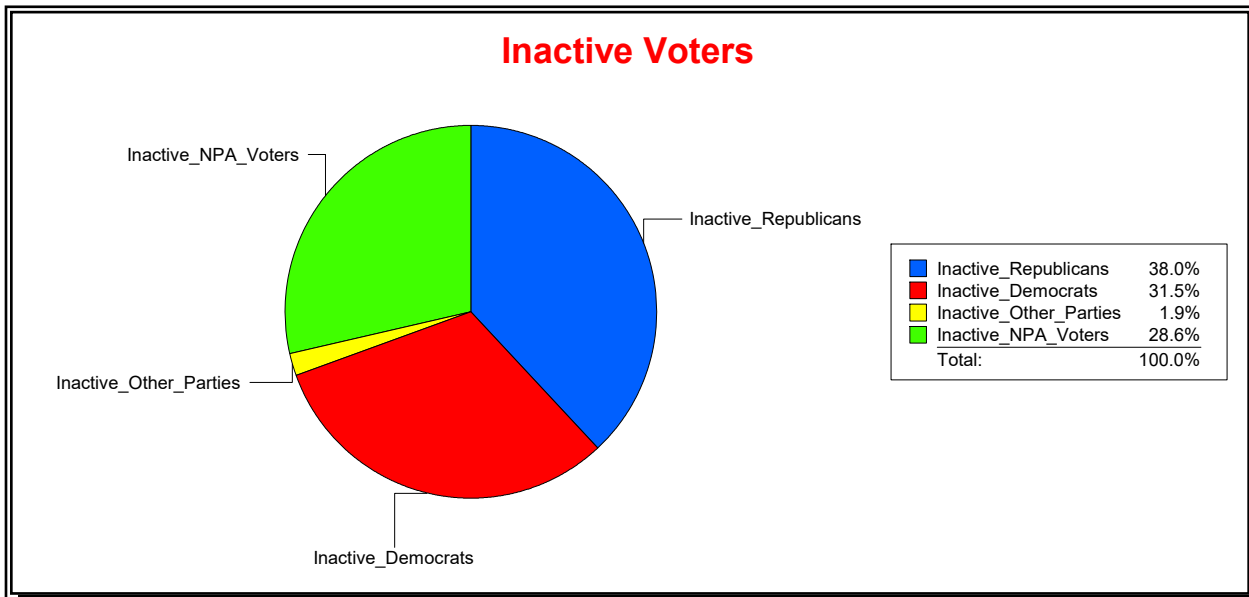
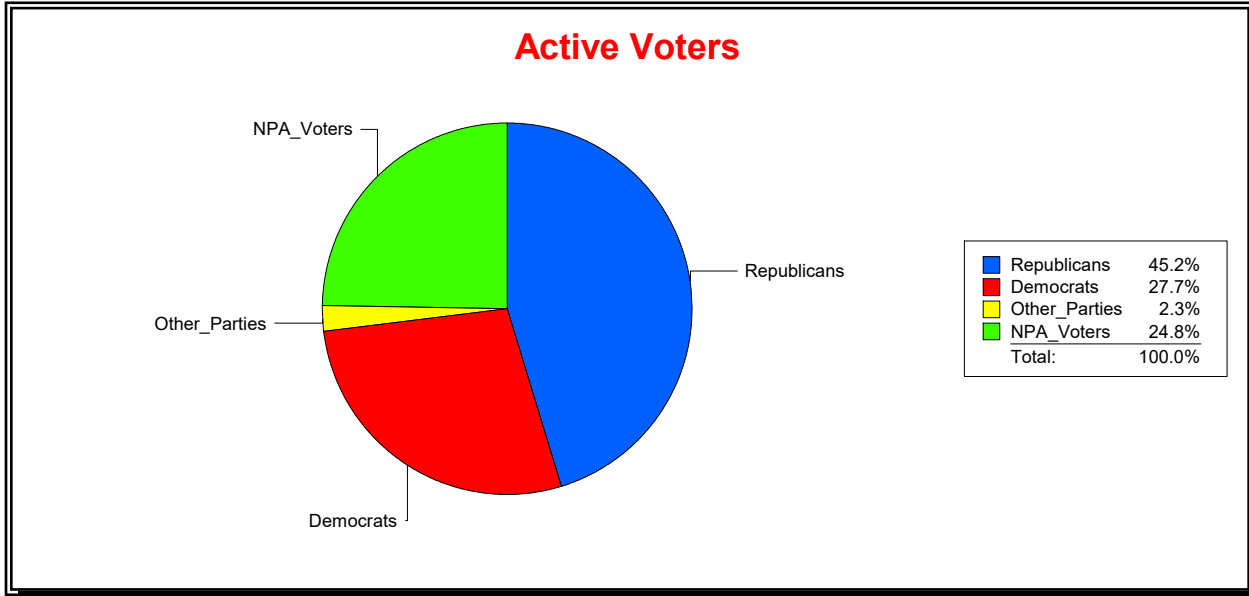
Time 11:55 AM

Graphs of District Registration

Active Registered Voters

Inactive Voters

| District              | Total  | Dems   | Reps   | NonP   | Other | Total | Dems  | Reps  | NonP  | Other |
|-----------------------|--------|--------|--------|--------|-------|-------|-------|-------|-------|-------|
| SOIL AND WATER DIST 1 | 68,965 | 19,108 | 31,194 | 17,086 | 1,577 | 4,452 | 1,404 | 1,693 | 1,272 | 83    |



Ron Turner

Supervisor of Elections

Sarasota County, FL

Date 9/1/2023

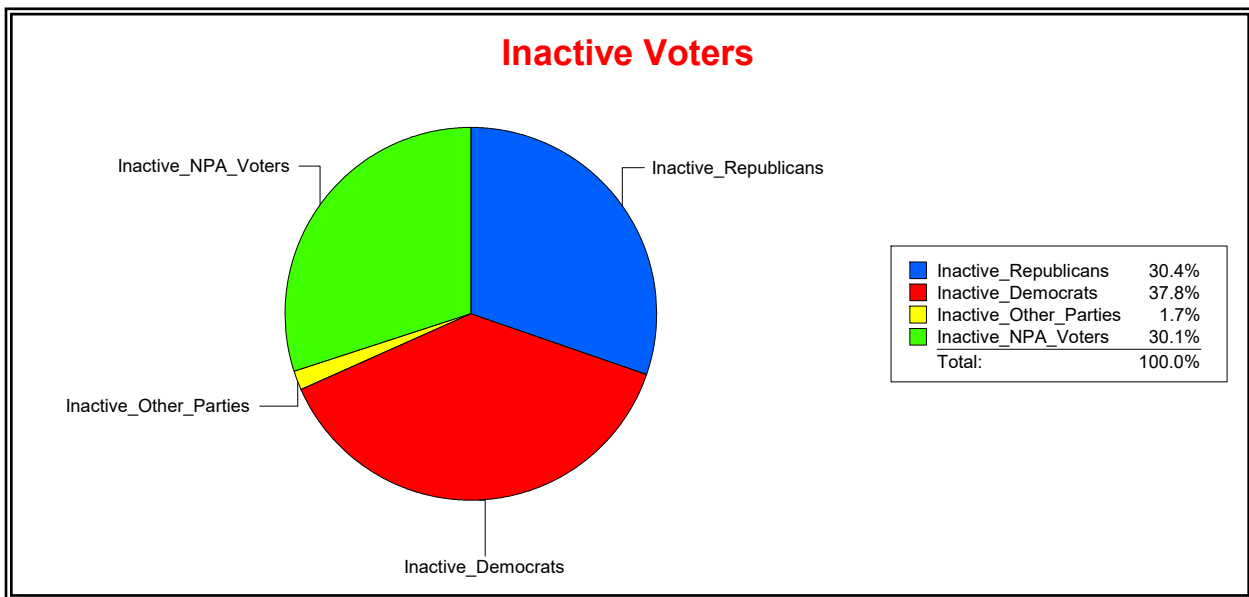
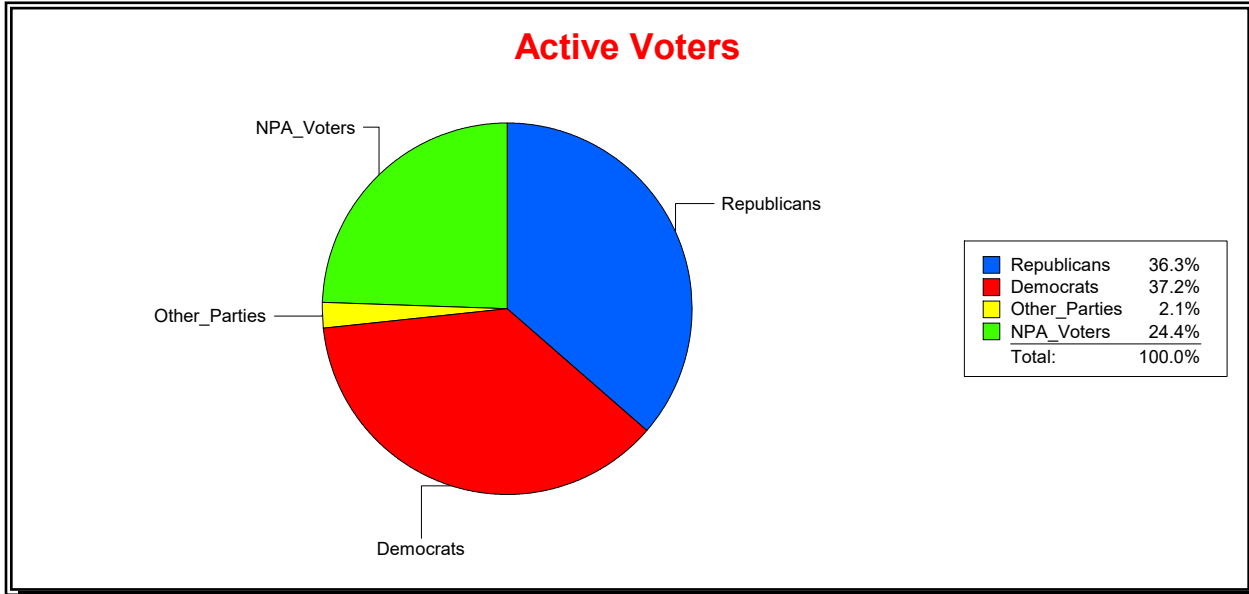
Time 11:55 AM

Graphs of District Registration

Active Registered Voters

Inactive Voters

| District              | Total  | Dems   | Reps   | NonP   | Other | Total | Dems  | Reps  | NonP  | Other |
|-----------------------|--------|--------|--------|--------|-------|-------|-------|-------|-------|-------|
| SOIL AND WATER DIST 2 | 64,212 | 23,861 | 23,313 | 15,666 | 1,372 | 5,597 | 2,118 | 1,700 | 1,684 | 95    |



**Ron Turner**

Supervisor of Elections

Sarasota County, FL

Date 9/1/2023

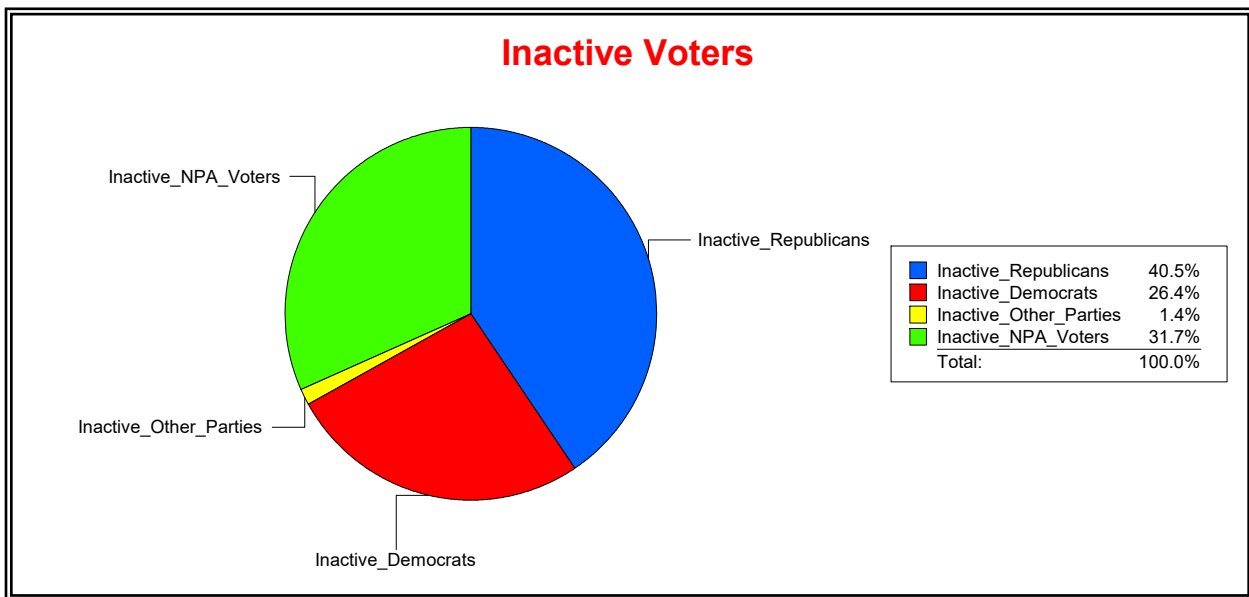
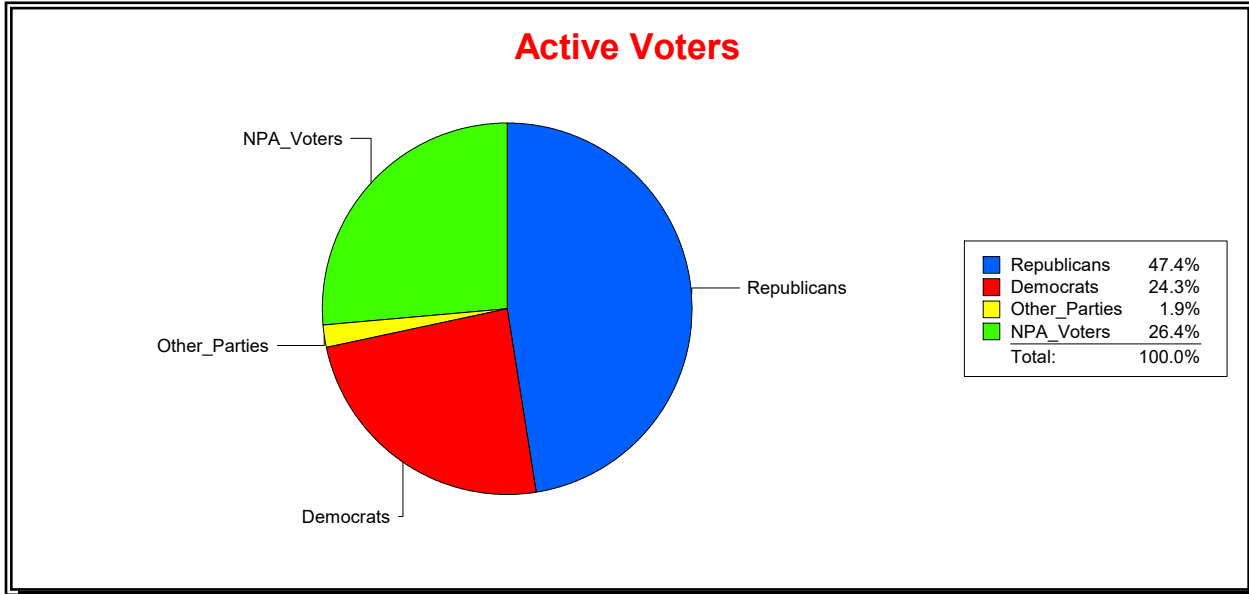
Time 11:55 AM

**Graphs of District Registration**

**Active Registered Voters**

**Inactive Voters**

| <u>District</u>              | <u>Total</u> | <u>Dems</u> | <u>Reps</u> | <u>NonP</u> | <u>Other</u> | <u>Total</u> | <u>Dems</u> | <u>Reps</u> | <u>NonP</u> | <u>Other</u> |
|------------------------------|--------------|-------------|-------------|-------------|--------------|--------------|-------------|-------------|-------------|--------------|
| <b>SOIL AND WATER DIST 3</b> | 73,911       | 17,990      | 35,021      | 19,493      | 1,407        | 4,941        | 1,303       | 2,002       | 1,565       | 71           |



Ron Turner

Supervisor of Elections

Sarasota County, FL

Date 9/1/2023

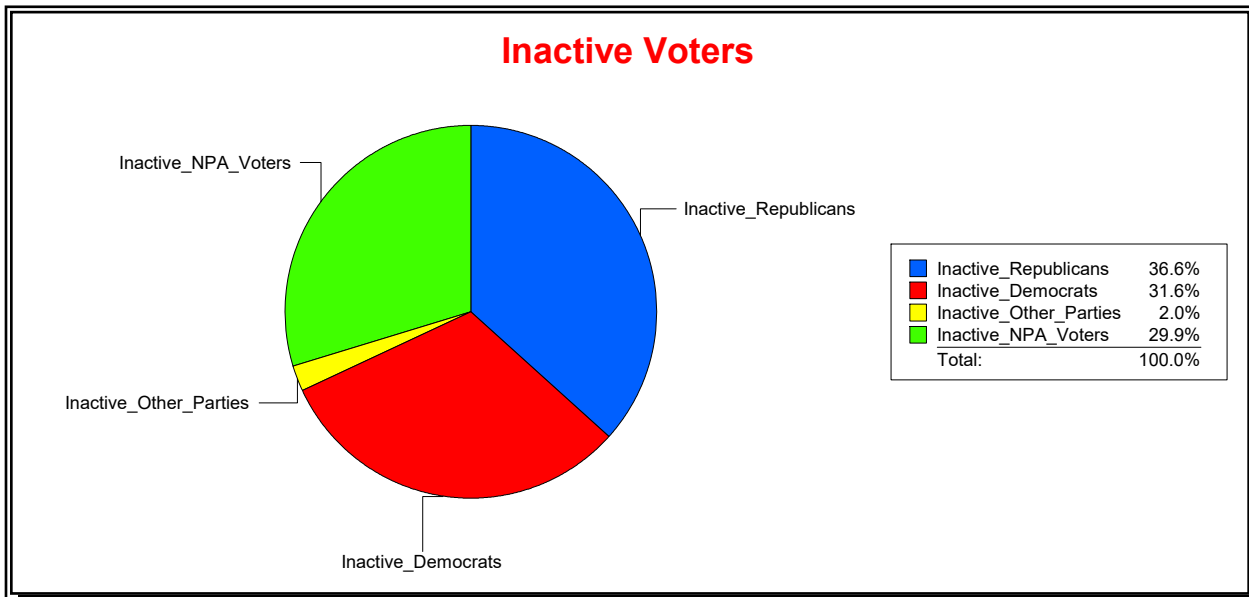
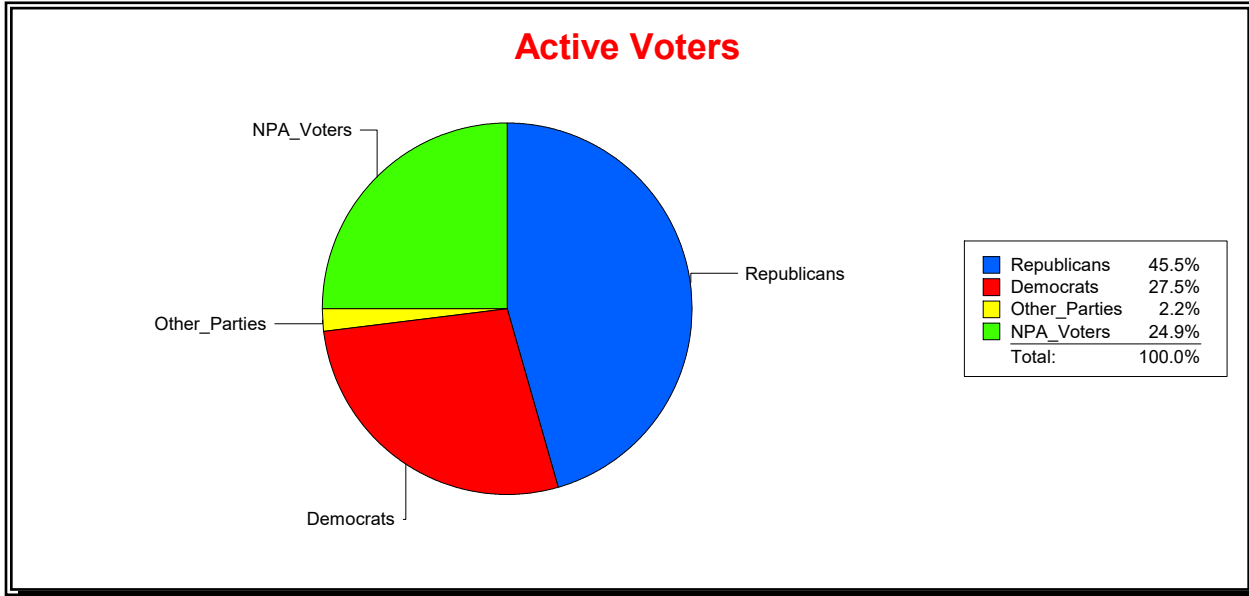
Time 11:55 AM

Graphs of District Registration

Active Registered Voters

Inactive Voters

| District              | Total  | Dems   | Reps   | NonP   | Other | Total | Dems  | Reps  | NonP  | Other |
|-----------------------|--------|--------|--------|--------|-------|-------|-------|-------|-------|-------|
| SOIL AND WATER DIST 4 | 72,814 | 19,990 | 33,136 | 18,122 | 1,566 | 4,827 | 1,523 | 1,767 | 1,441 | 96    |



Ron Turner

Supervisor of Elections

Sarasota County, FL

Date 9/1/2023

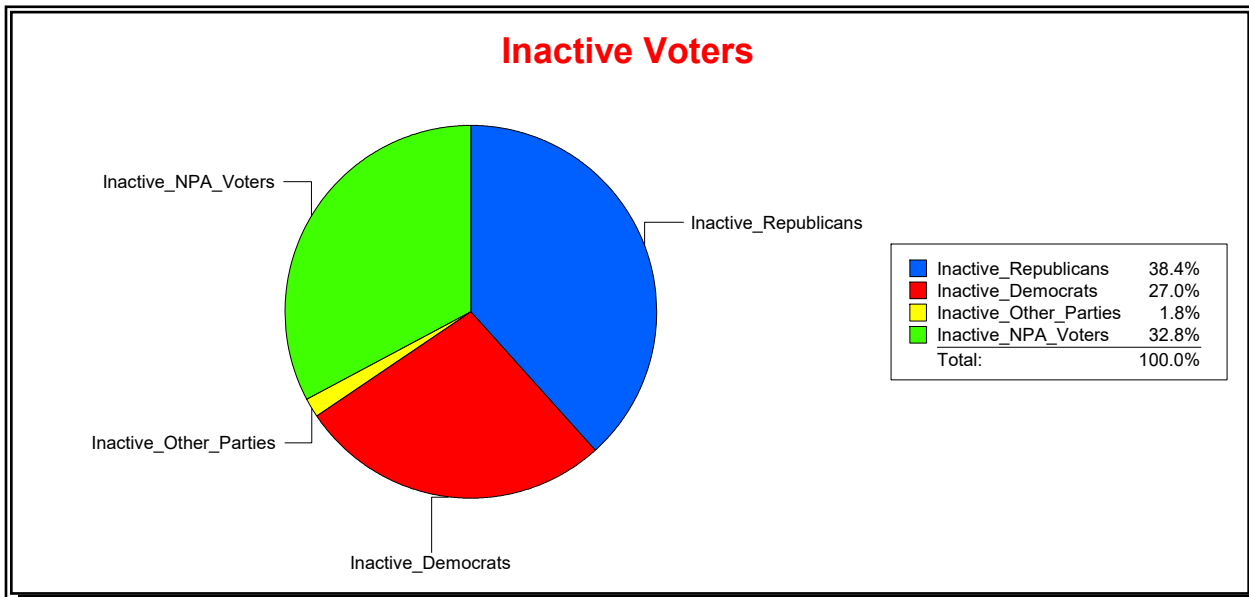
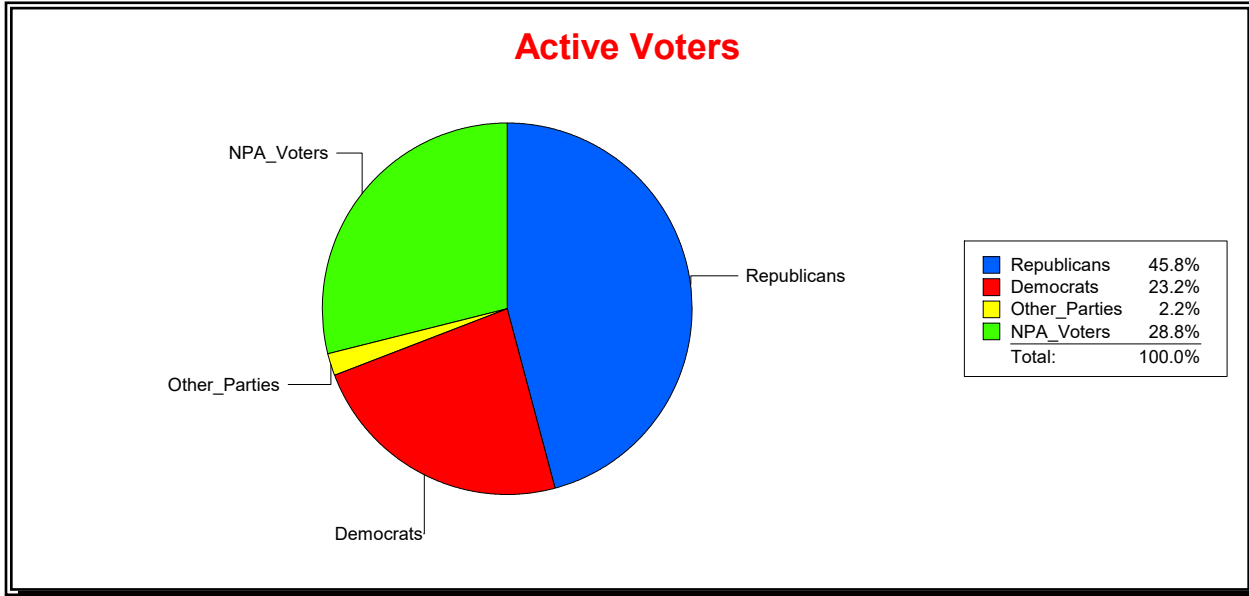
Time 11:55 AM

Graphs of District Registration

Active Registered Voters

Inactive Voters

| District              | Total  | Dems   | Reps   | NonP   | Other | Total | Dems  | Reps  | NonP  | Other |
|-----------------------|--------|--------|--------|--------|-------|-------|-------|-------|-------|-------|
| SOIL AND WATER DIST 5 | 69,944 | 16,241 | 32,042 | 20,126 | 1,535 | 5,004 | 1,350 | 1,924 | 1,639 | 91    |



**Ron Turner**

Supervisor of Elections

Sarasota County, FL

Date 9/1/2023

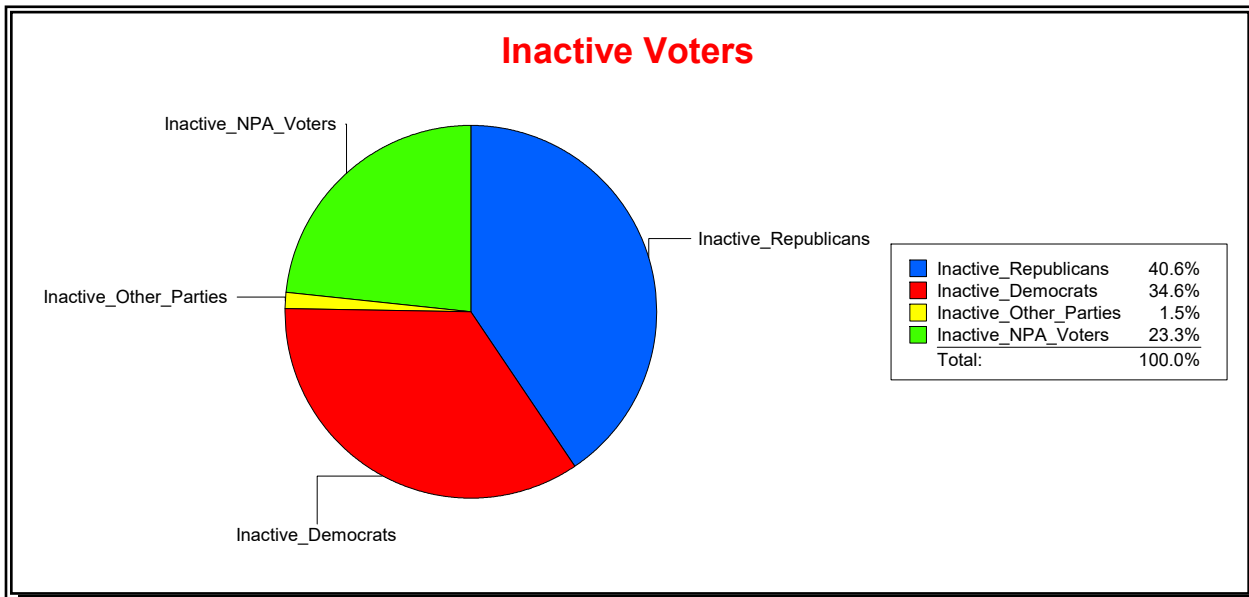
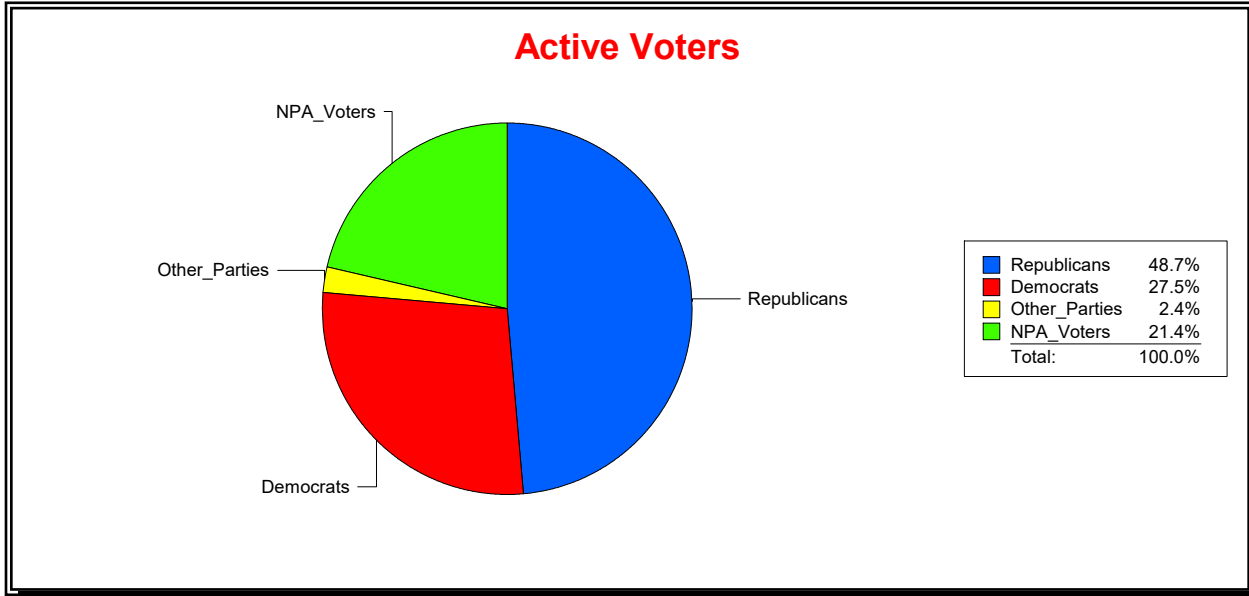
Time 11:55 AM

**Graphs of District Registration**

**Active Registered Voters**

**Inactive Voters**

| District                    | Total | Dems | Reps | NonP | Other | Total | Dems | Reps | NonP | Other |
|-----------------------------|-------|------|------|------|-------|-------|------|------|------|-------|
| <b>LONGBOAT KEY BEACH A</b> | 1,828 | 503  | 891  | 391  | 43    | 133   | 46   | 54   | 31   | 2     |



Ron Turner

Supervisor of Elections

Sarasota County, FL

Date 9/1/2023

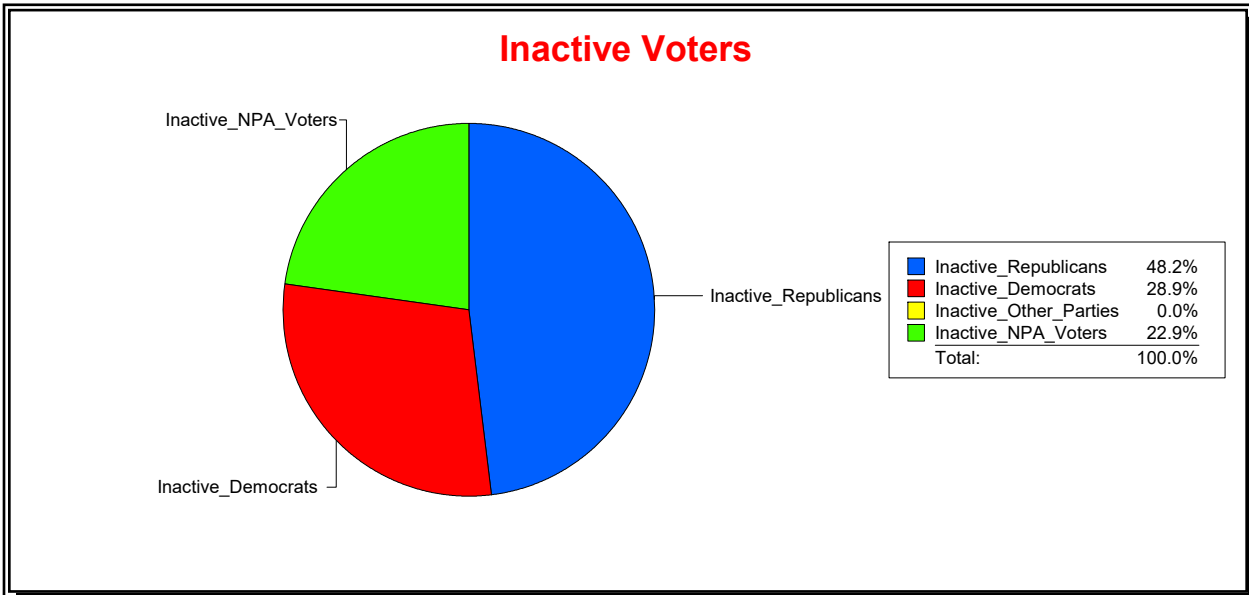
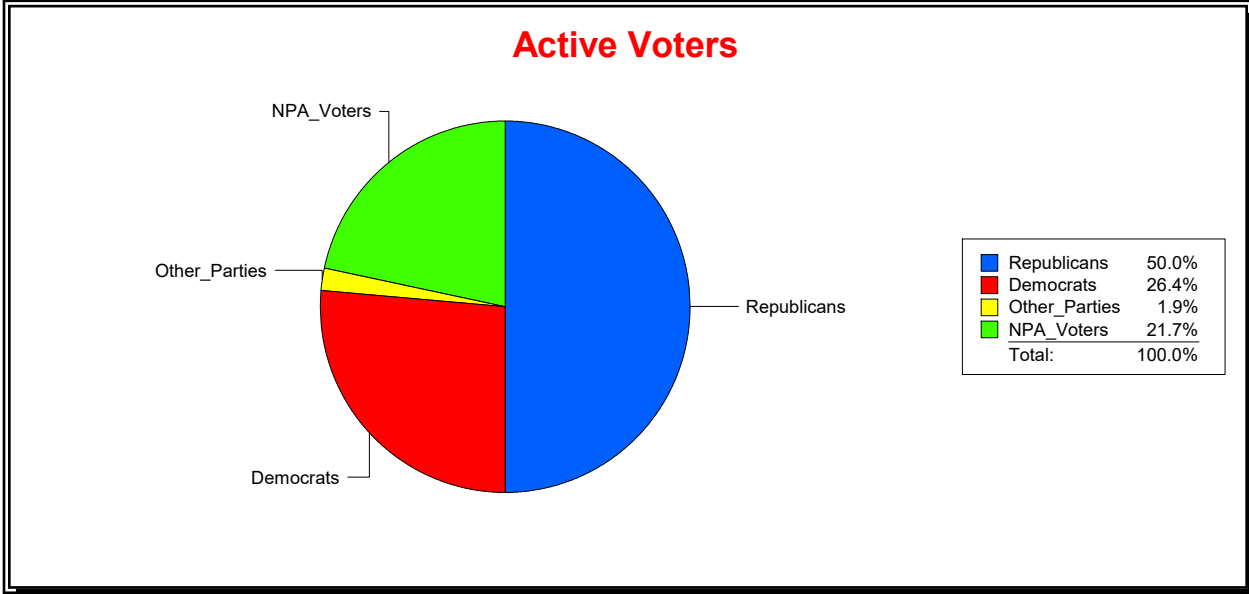
Time 11:55 AM

Graphs of District Registration

Active Registered Voters

Inactive Voters

| District             | Total | Dems | Reps  | NonP | Other | Total | Dems | Reps | NonP | Other |
|----------------------|-------|------|-------|------|-------|-------|------|------|------|-------|
| LONGBOAT KEY BEACH B | 2,831 | 746  | 1,415 | 615  | 55    | 166   | 48   | 80   | 38   | 0     |





Ron Turner

Supervisor of Elections

Sarasota County, FL

Date 9/1/2023

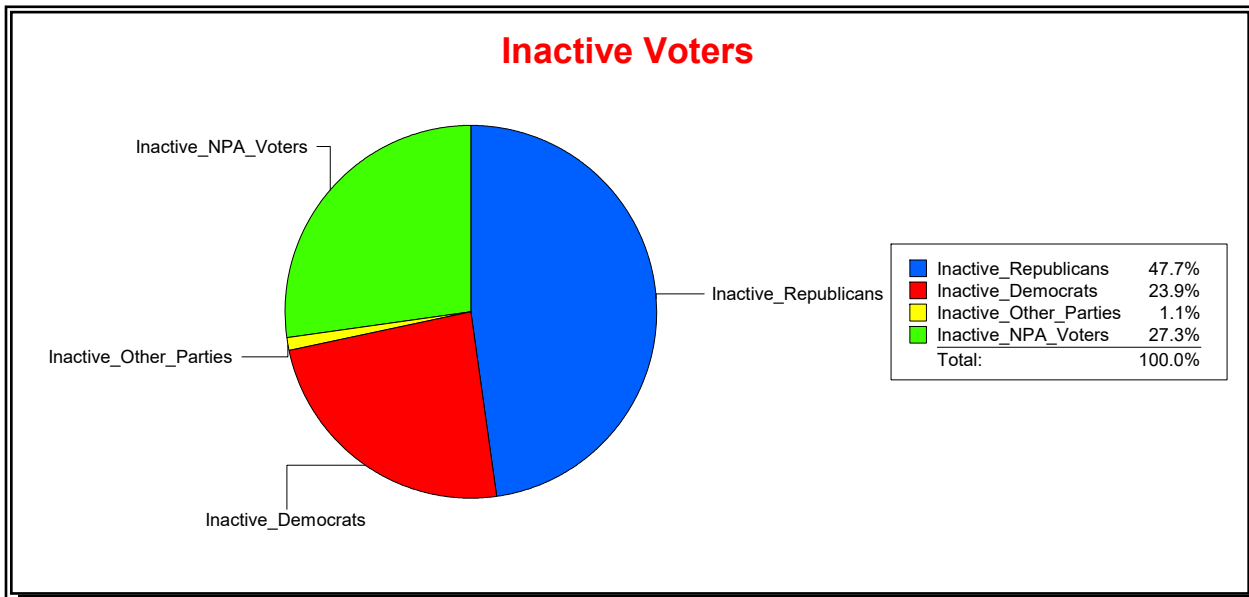
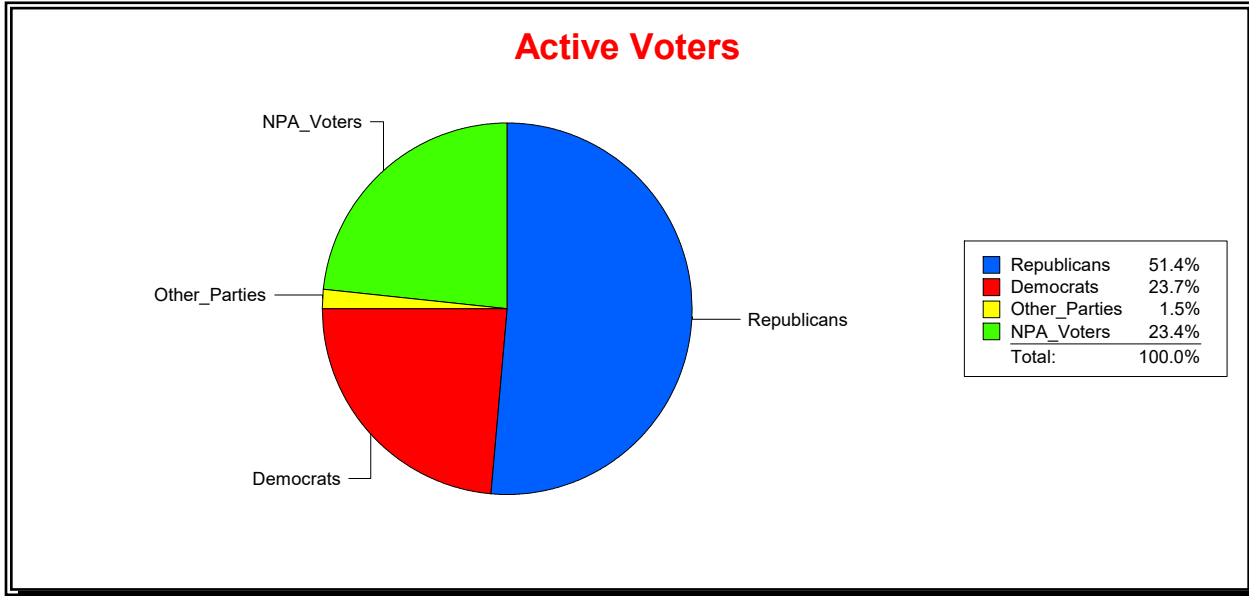
Time 11:55 AM

Graphs of District Registration

Active Registered Voters

Inactive Voters

| District        | Total | Dems | Reps  | NonP | Other | Total | Dems | Reps | NonP | Other |
|-----------------|-------|------|-------|------|-------|-------|------|------|------|-------|
| BLACKBURN CREEK | 2,389 | 567  | 1,227 | 558  | 37    | 88    | 21   | 42   | 24   | 1     |



**Ron Turner**

Supervisor of Elections

Sarasota County, FL

Date 9/1/2023

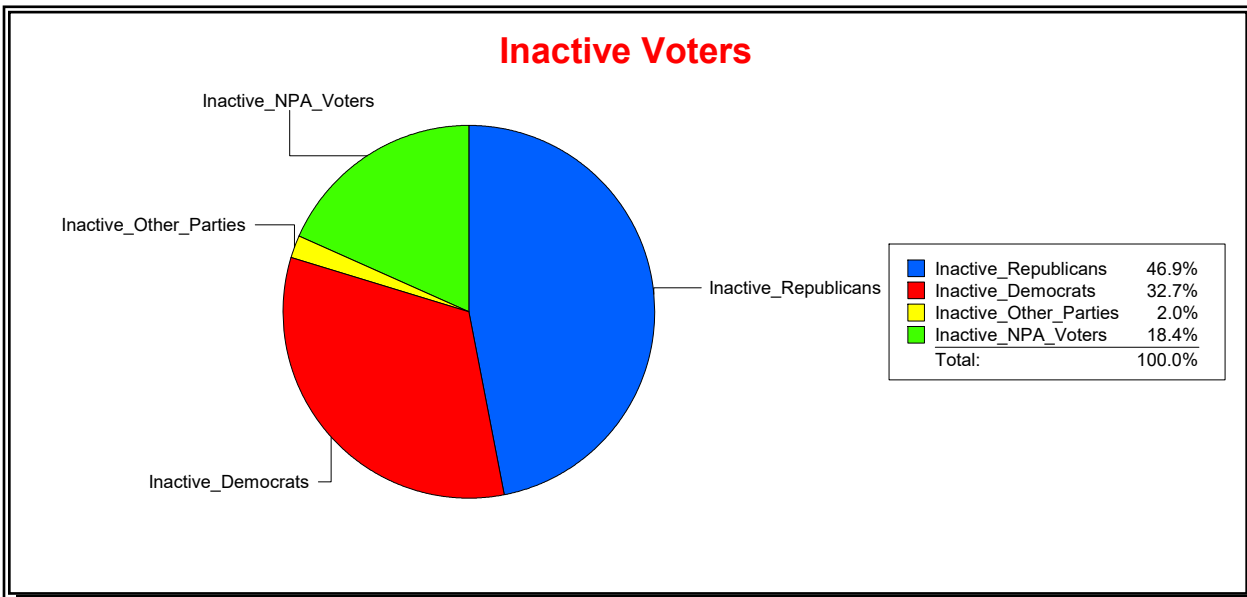
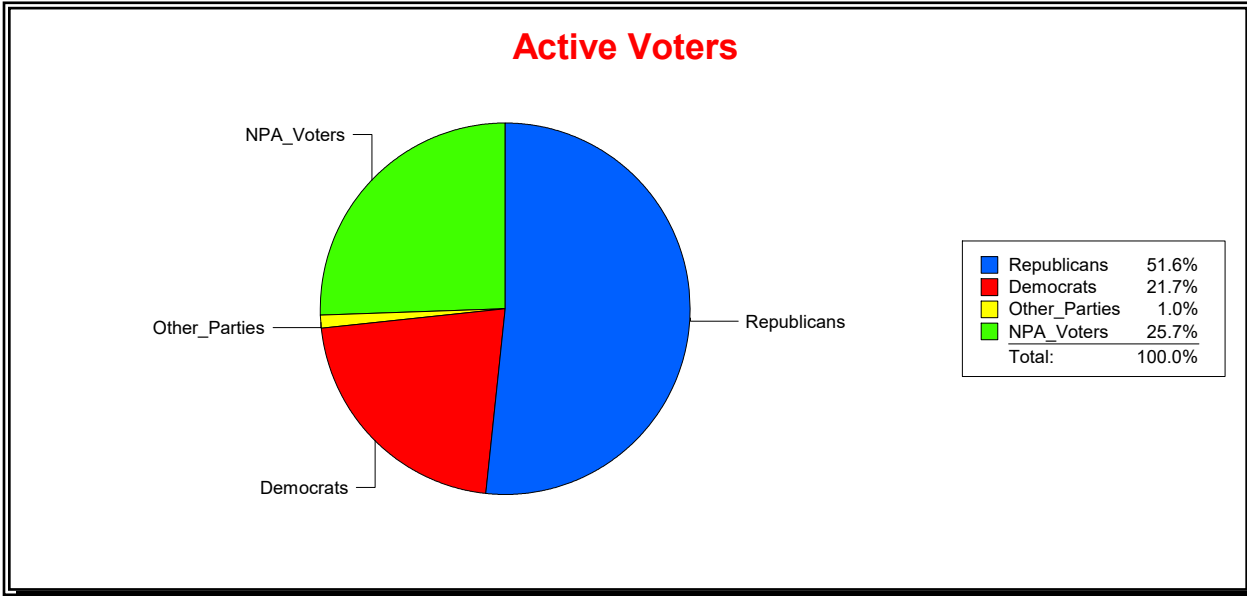
Time 11:55 AM

**Graphs of District Registration**

**Active Registered Voters**

**Inactive Voters**

| <u>District</u>         | <u>Total</u> | <u>Dems</u> | <u>Reps</u> | <u>NonP</u> | <u>Other</u> | <u>Total</u> | <u>Dems</u> | <u>Reps</u> | <u>NonP</u> | <u>Other</u> |
|-------------------------|--------------|-------------|-------------|-------------|--------------|--------------|-------------|-------------|-------------|--------------|
| <b>BOBCAT TRAIL CDD</b> | 779          | 169         | 402         | 200         | 8            | 49           | 16          | 23          | 9           | 1            |



**Ron Turner**

Supervisor of Elections

Sarasota County, FL

Date 9/1/2023

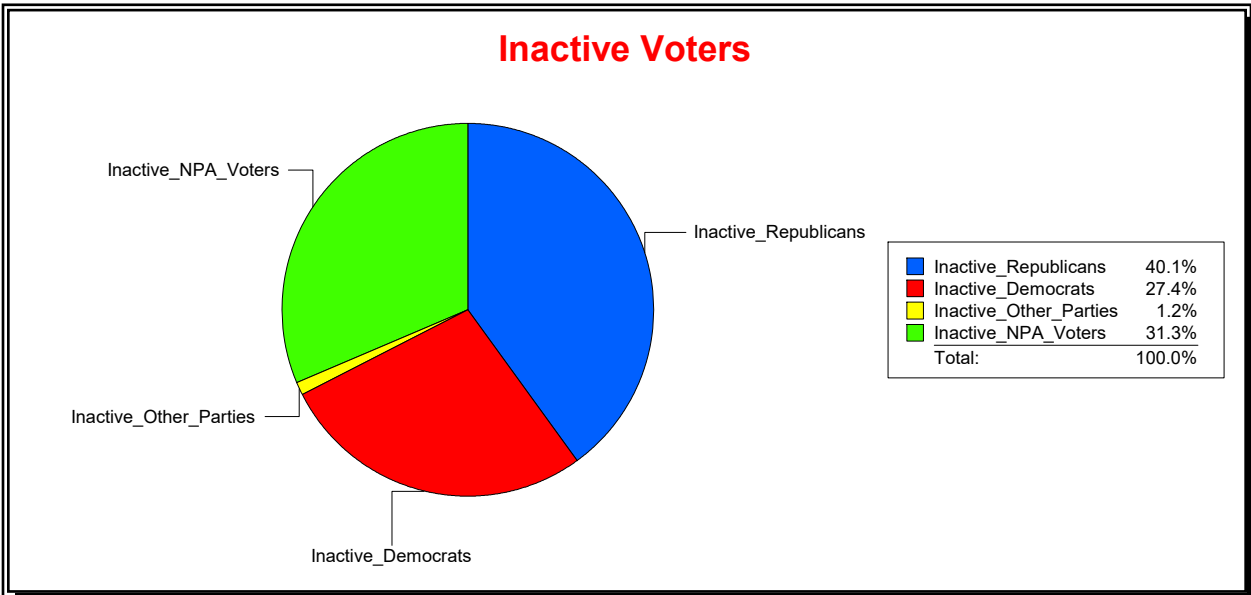
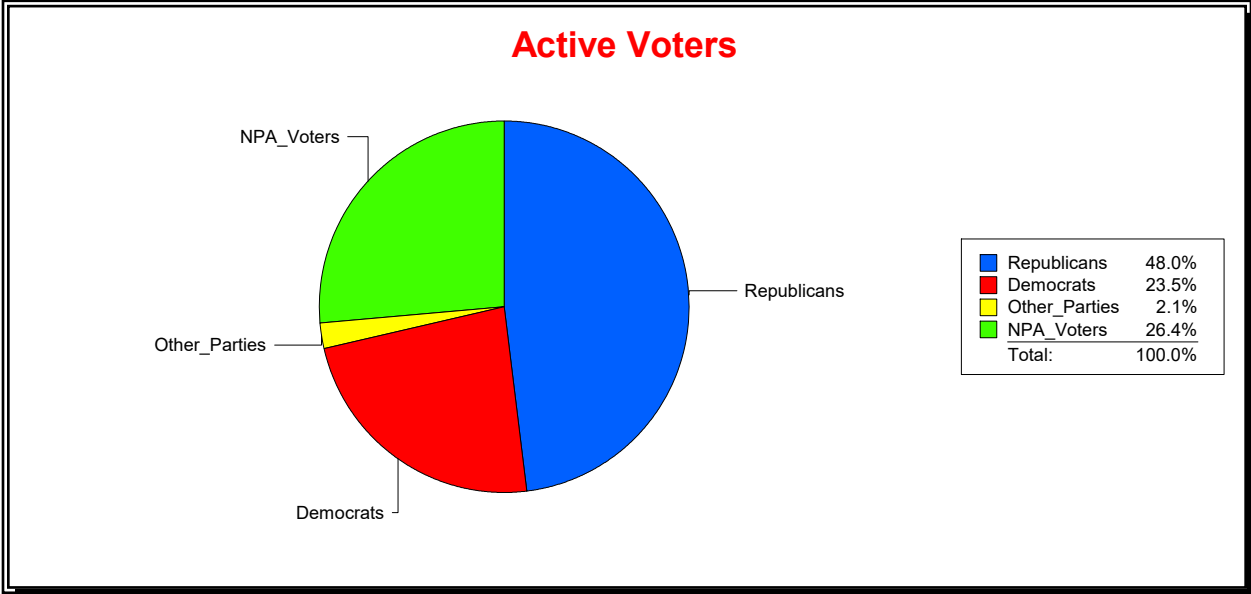
Time 11:55 AM

**Graphs of District Registration**

**Active Registered Voters**

**Inactive Voters**

| <u>District</u>            | <u>Total</u> | <u>Dems</u> | <u>Reps</u> | <u>NonP</u> | <u>Other</u> | <u>Total</u> | <u>Dems</u> | <u>Reps</u> | <u>NonP</u> | <u>Other</u> |
|----------------------------|--------------|-------------|-------------|-------------|--------------|--------------|-------------|-------------|-------------|--------------|
| <b>ENGLEWOOD FIRE DIST</b> | 13,829       | 3,252       | 6,638       | 3,650       | 289          | 941          | 258         | 377         | 295         | 11           |



Ron Turner

Supervisor of Elections

Sarasota County, FL

Date 9/1/2023

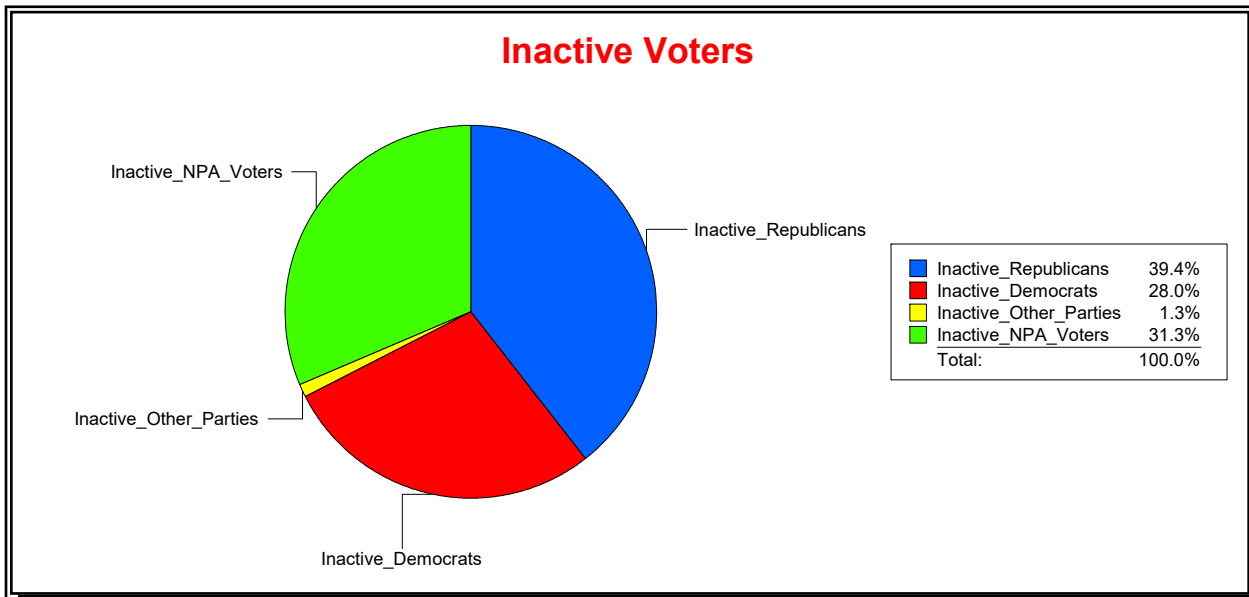
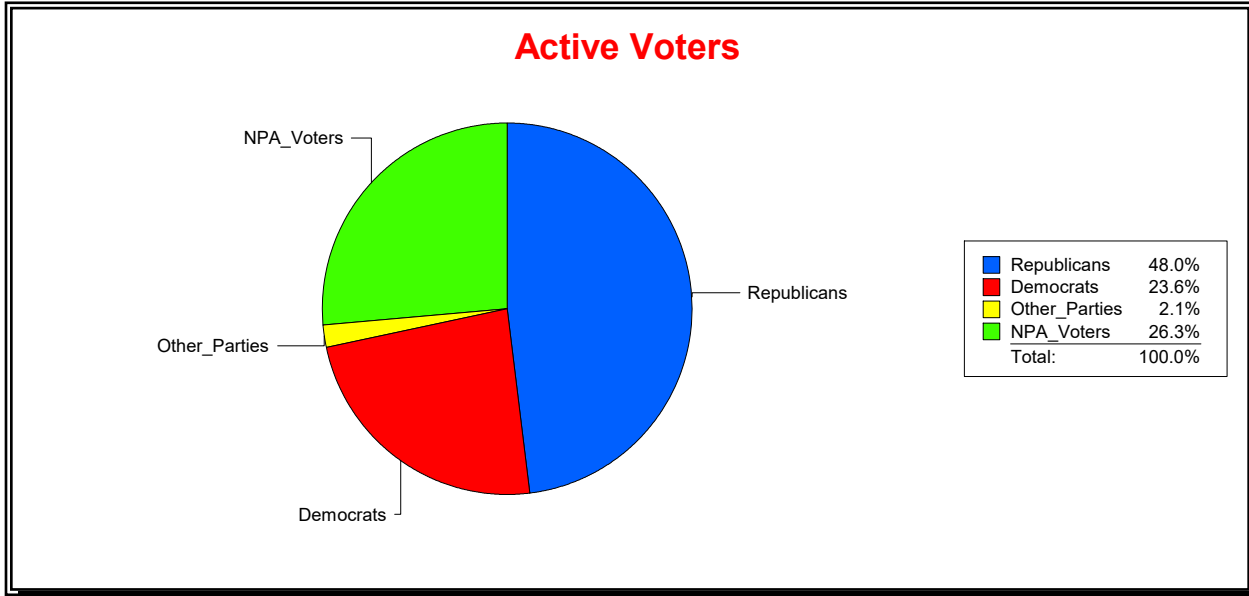
Time 11:55 AM

Graphs of District Registration

Active Registered Voters

Inactive Voters

| District             | Total  | Dems  | Reps  | NonP  | Other | Total | Dems | Reps | NonP | Other |
|----------------------|--------|-------|-------|-------|-------|-------|------|------|------|-------|
| ENGLEWOOD WATER DIST | 14,727 | 3,478 | 7,067 | 3,873 | 309   | 1,000 | 280  | 394  | 313  | 13    |



Ron Turner

Supervisor of Elections

Sarasota County, FL

Date 9/1/2023

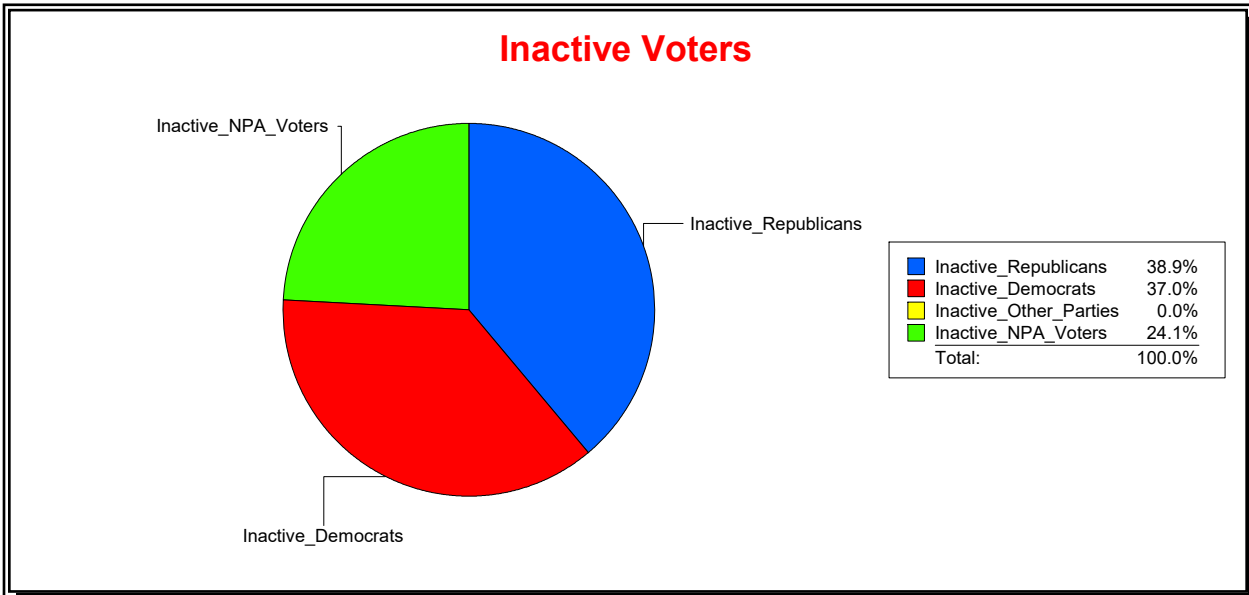
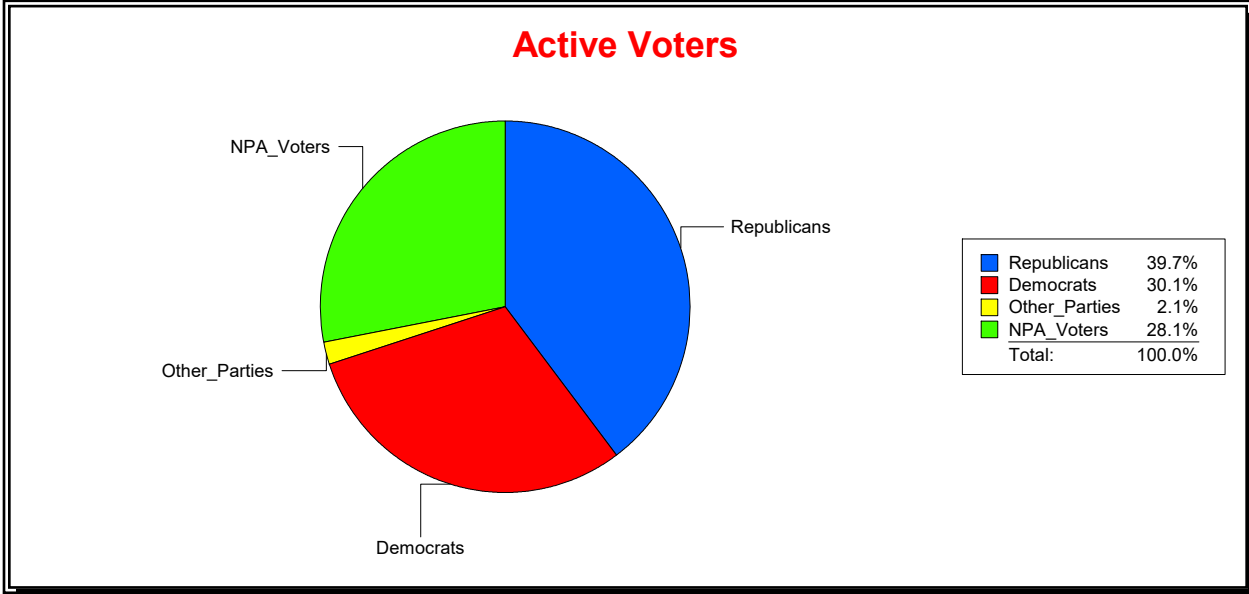
Time 11:55 AM

Graphs of District Registration

Active Registered Voters

Inactive Voters

| District              | Total | Dems | Reps | NonP | Other | Total | Dems | Reps | NonP | Other |
|-----------------------|-------|------|------|------|-------|-------|------|------|------|-------|
| HLDY PK PK & REC DIST | 531   | 160  | 211  | 149  | 11    | 54    | 20   | 21   | 13   | 0     |



Ron Turner

Supervisor of Elections

Sarasota County, FL

Date 9/1/2023

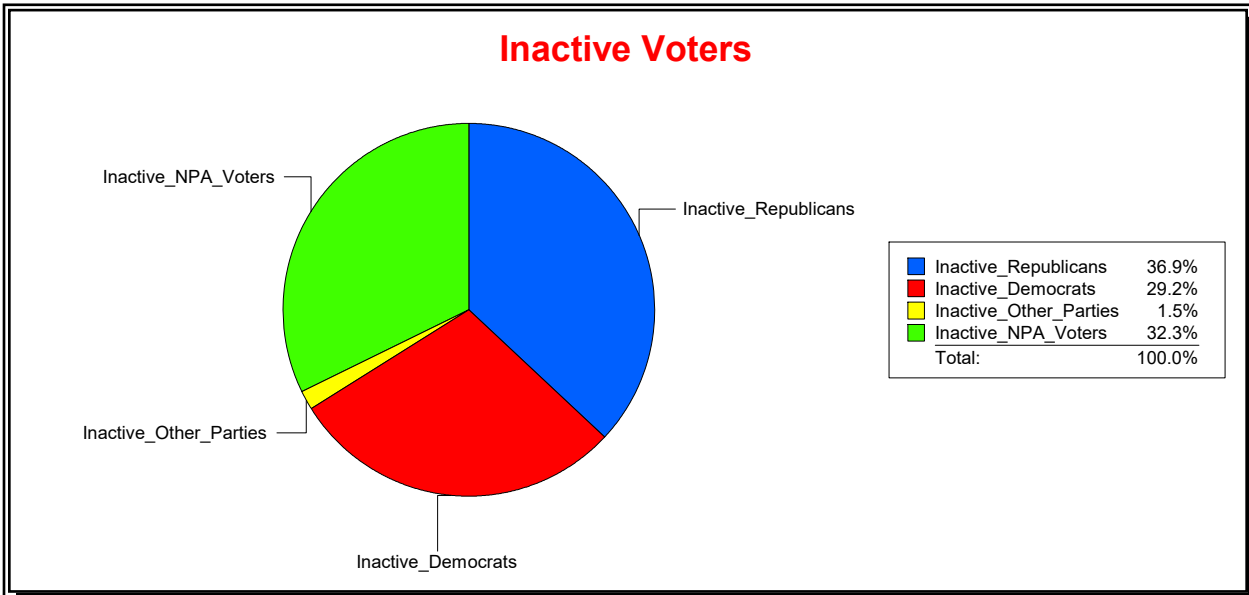
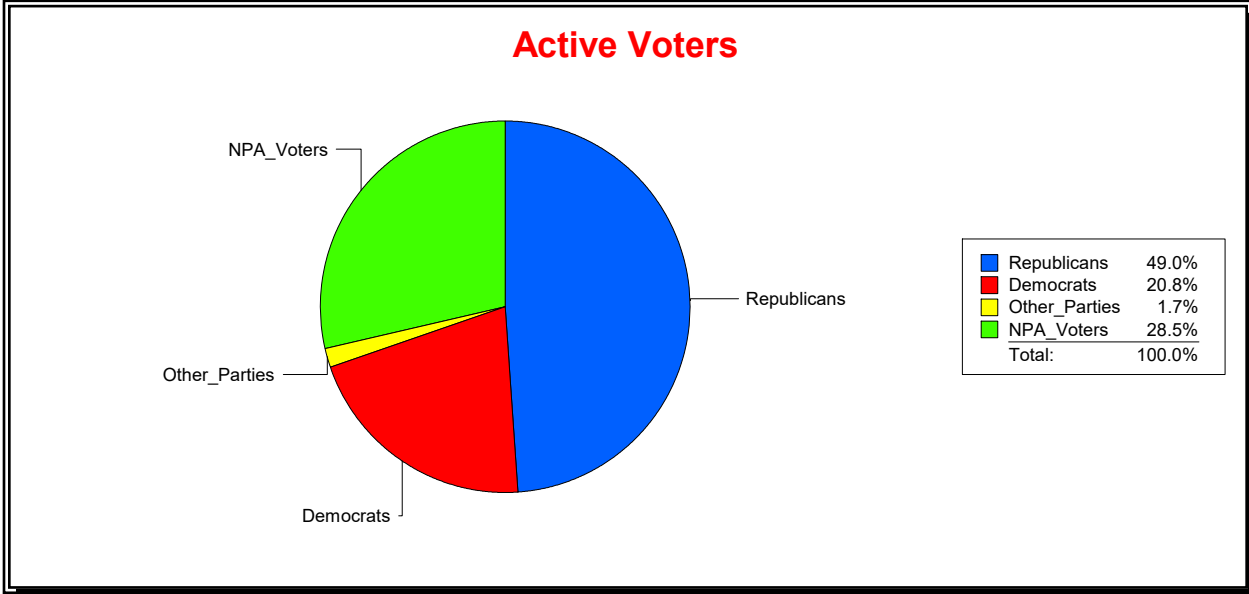
Time 11:55 AM

Graphs of District Registration

Active Registered Voters

Inactive Voters

| District           | Total | Dems | Reps | NonP | Other | Total | Dems | Reps | NonP | Other |
|--------------------|-------|------|------|------|-------|-------|------|------|------|-------|
| LAKESIDE PLANT CDD | 888   | 185  | 435  | 253  | 15    | 65    | 19   | 24   | 21   | 1     |



Ron Turner

Supervisor of Elections

Sarasota County, FL

Date 9/1/2023

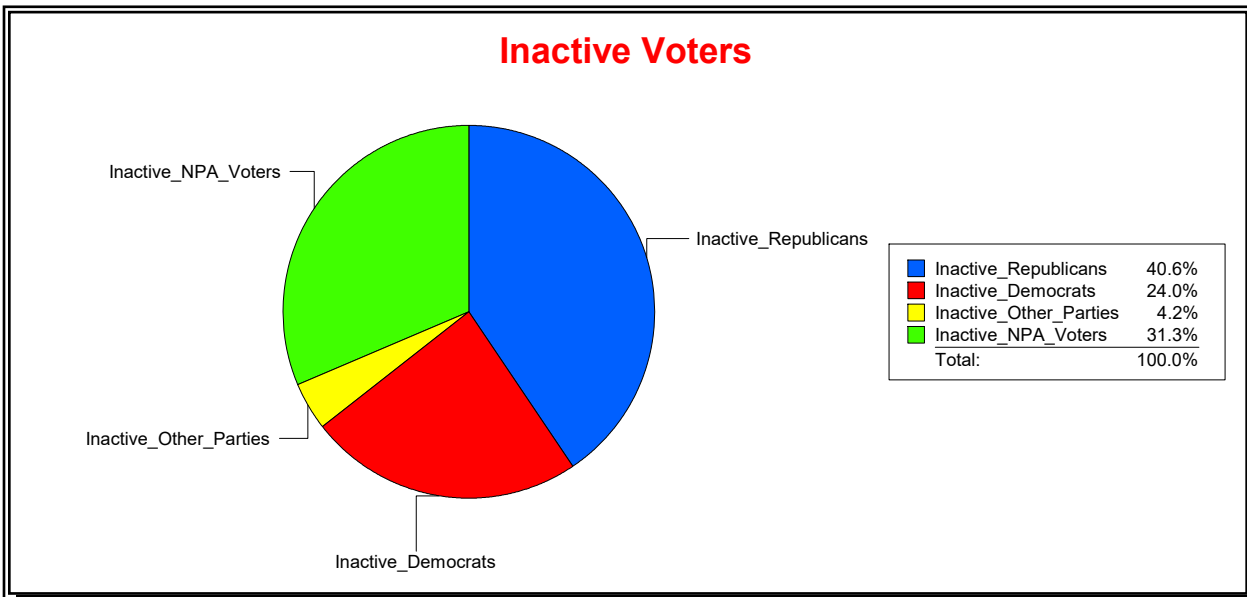
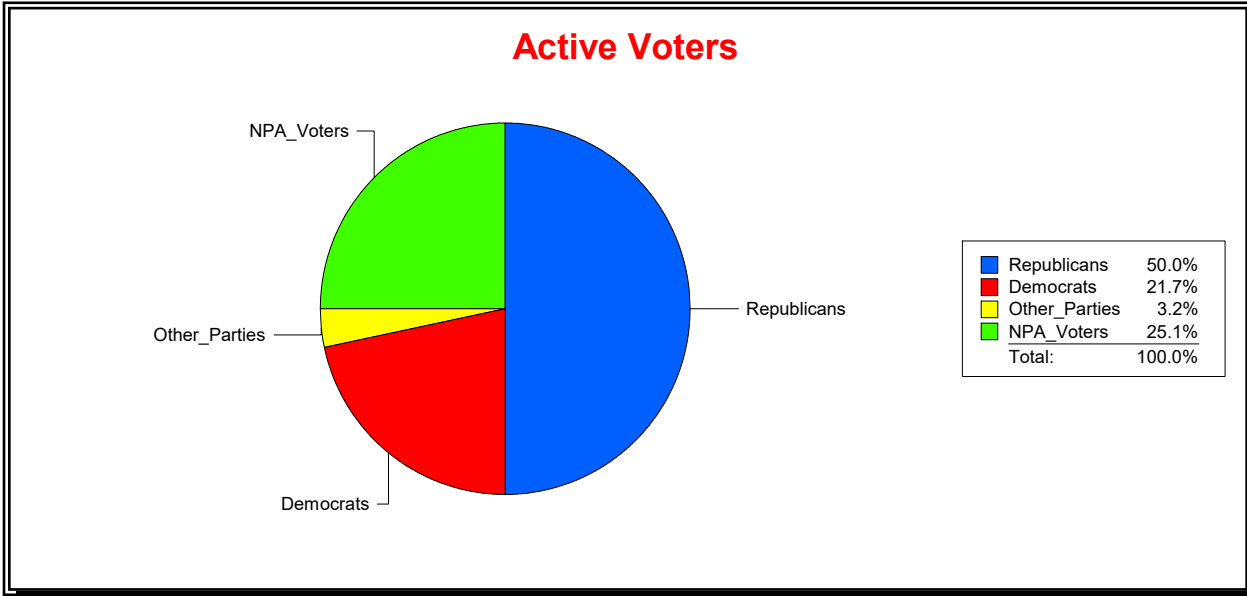
Time 11:55 AM

Graphs of District Registration

Active Registered Voters

Inactive Voters

| District          | Total | Dems | Reps | NonP | Other | Total | Dems | Reps | NonP | Other |
|-------------------|-------|------|------|------|-------|-------|------|------|------|-------|
| LAKWOOD RANCH CDD | 1,918 | 417  | 959  | 481  | 61    | 96    | 23   | 39   | 30   | 4     |



Ron Turner

Supervisor of Elections

Sarasota County, FL

Date 9/1/2023

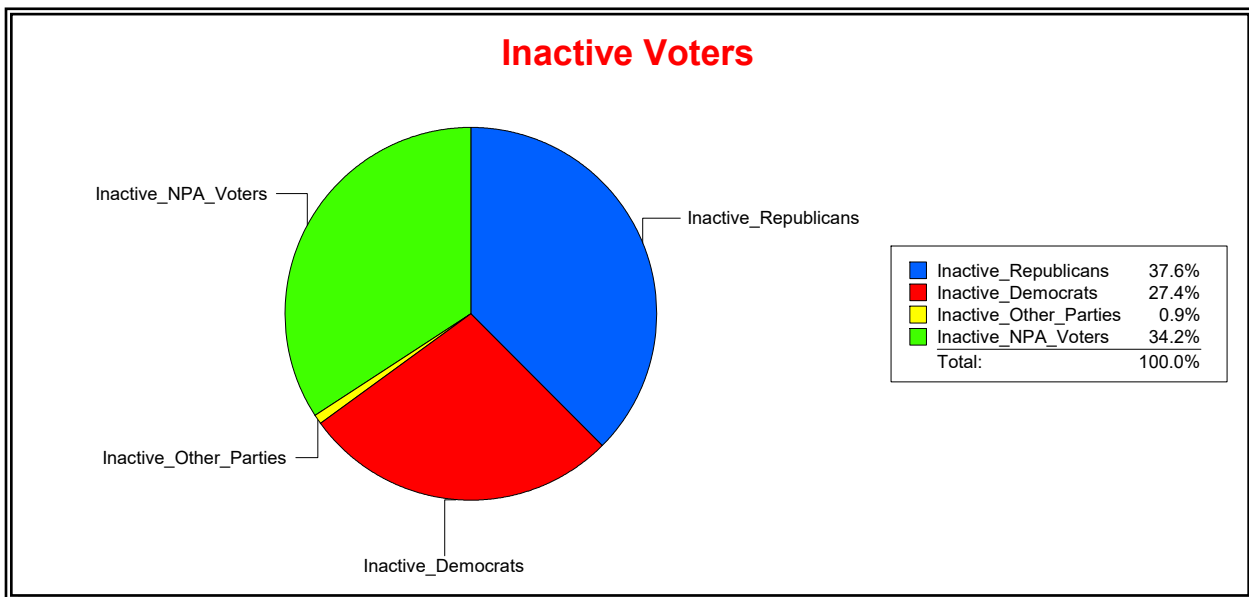
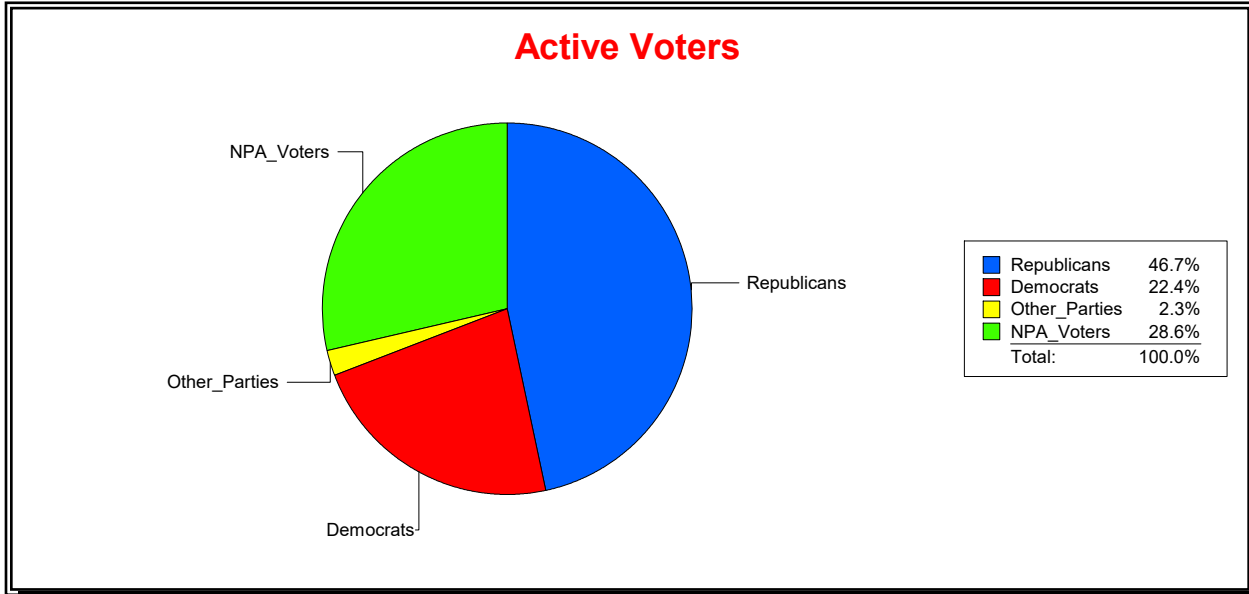
Time 11:55 AM

Graphs of District Registration

Active Registered Voters

Inactive Voters

| District        | Total | Dems | Reps | NonP | Other | Total | Dems | Reps | NonP | Other |
|-----------------|-------|------|------|------|-------|-------|------|------|------|-------|
| STONEYBROOK CDD | 1,750 | 392  | 818  | 500  | 40    | 117   | 32   | 44   | 40   | 1     |





Ron Turner

Supervisor of Elections

Sarasota County, FL

Date 9/1/2023

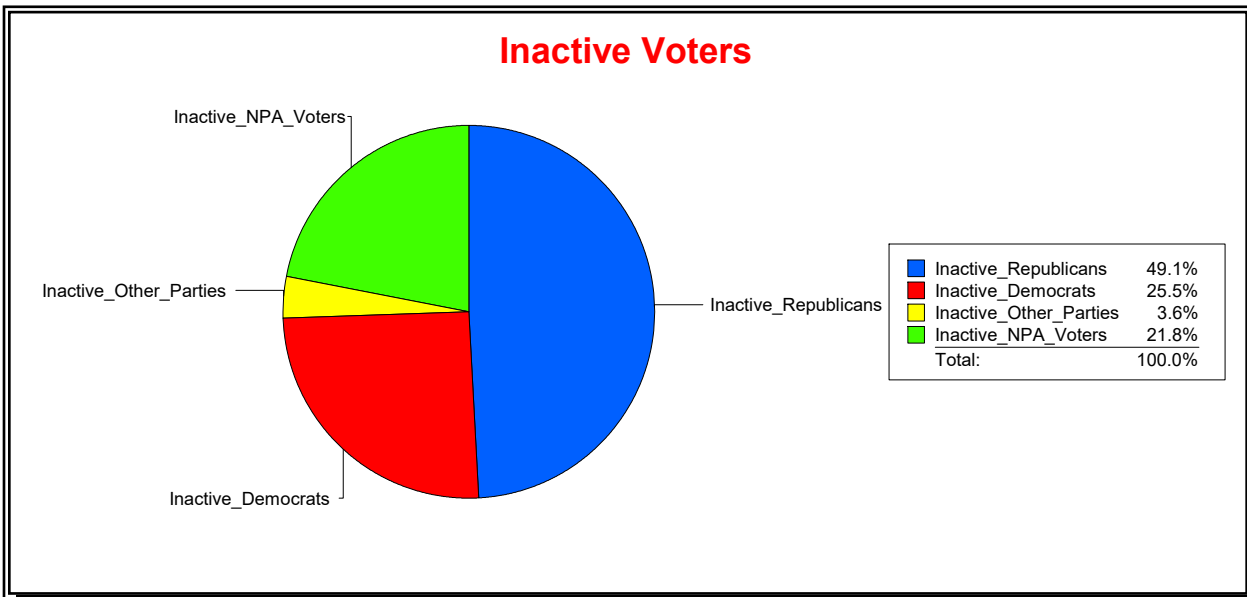
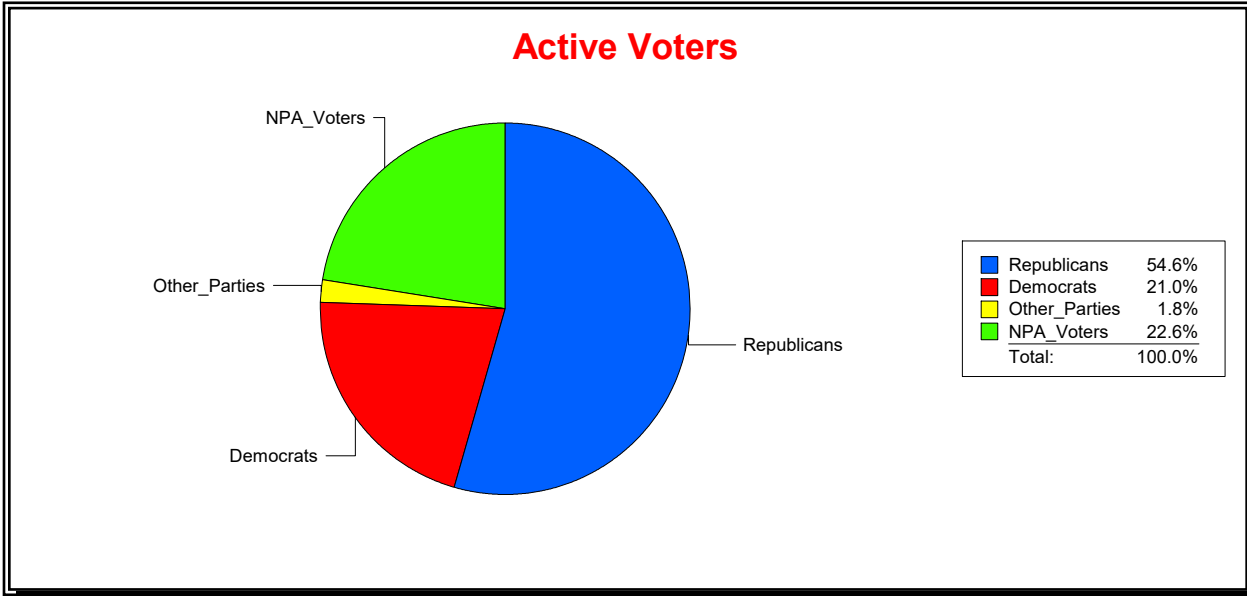
Time 11:55 AM

Graphs of District Registration

Active Registered Voters

Inactive Voters

| District              | Total | Dems | Reps  | NonP | Other | Total | Dems | Reps | NonP | Other |
|-----------------------|-------|------|-------|------|-------|-------|------|------|------|-------|
| SARASOTA NATIONAL CDD | 1,898 | 398  | 1,036 | 429  | 35    | 55    | 14   | 27   | 12   | 2     |



Ron Turner

Supervisor of Elections

Sarasota County, FL

Date 9/1/2023

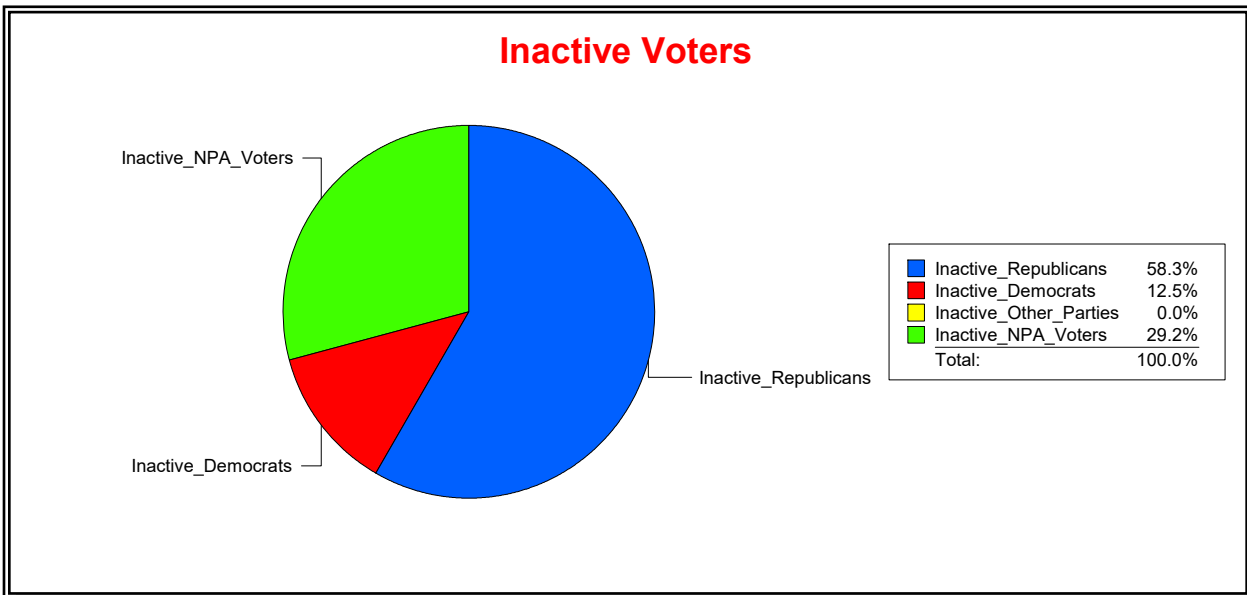
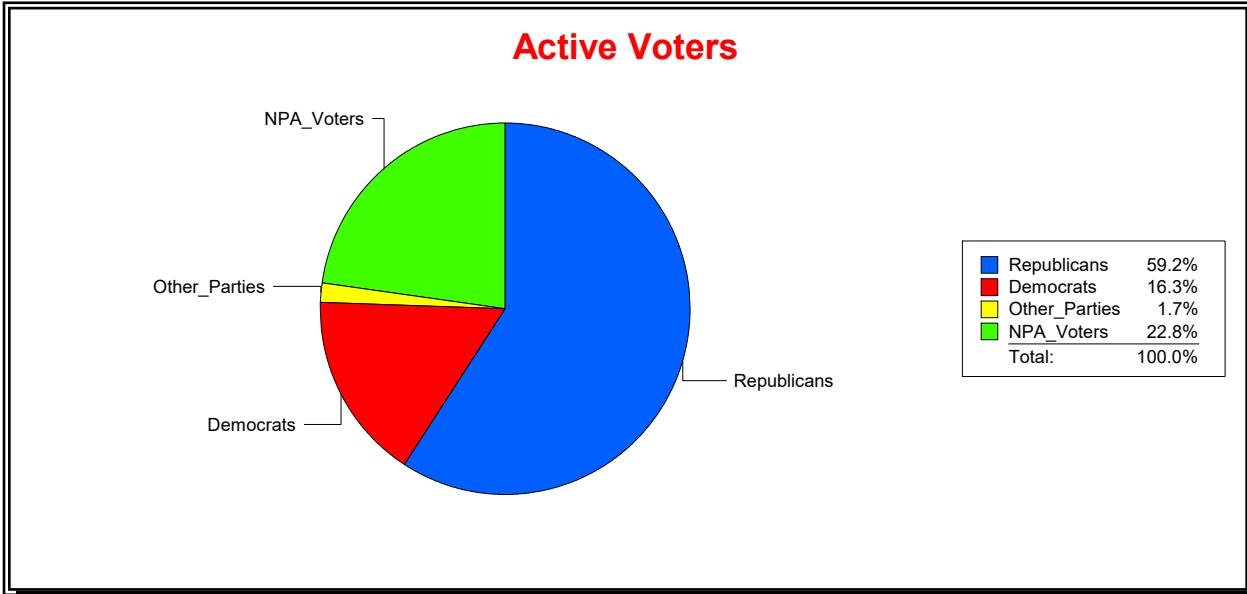
Time 11:55 AM

Graphs of District Registration

Active Registered Voters

Inactive Voters

| District          | Total | Dems | Reps | NonP | Other | Total | Dems | Reps | NonP | Other |
|-------------------|-------|------|------|------|-------|-------|------|------|------|-------|
| TOSCANA ISLES CDD | 1,138 | 186  | 674  | 259  | 19    | 24    | 3    | 14   | 7    | 0     |



**Ron Turner**

Supervisor of Elections

Sarasota County, FL

Date 9/1/2023

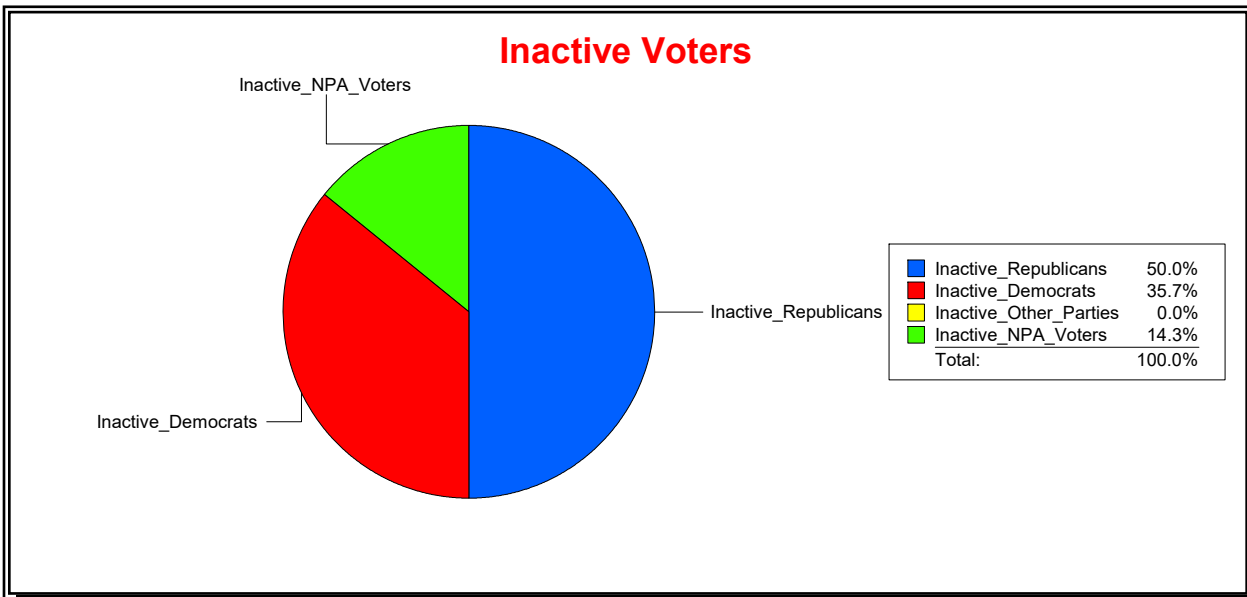
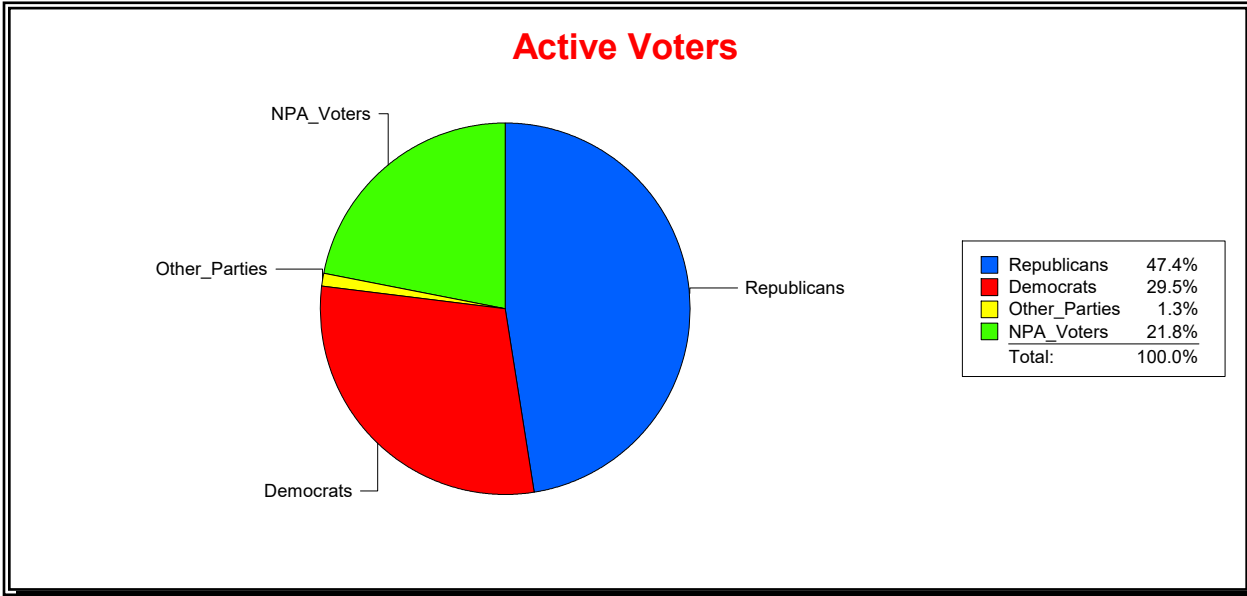
Time 11:55 AM

**Graphs of District Registration**

**Active Registered Voters**

**Inactive Voters**

| <u>District</u>                  | <u>Total</u> | <u>Dems</u> | <u>Reps</u> | <u>NonP</u> | <u>Other</u> | <u>Total</u> | <u>Dems</u> | <u>Reps</u> | <u>NonP</u> | <u>Other</u> |
|----------------------------------|--------------|-------------|-------------|-------------|--------------|--------------|-------------|-------------|-------------|--------------|
| <b>TRI-PAR PK &amp; REC DIST</b> | 536          | 158         | 254         | 117         | 7            | 42           | 15          | 21          | 6           | 0            |



Ron Turner

Supervisor of Elections

Sarasota County, FL

Date 9/1/2023

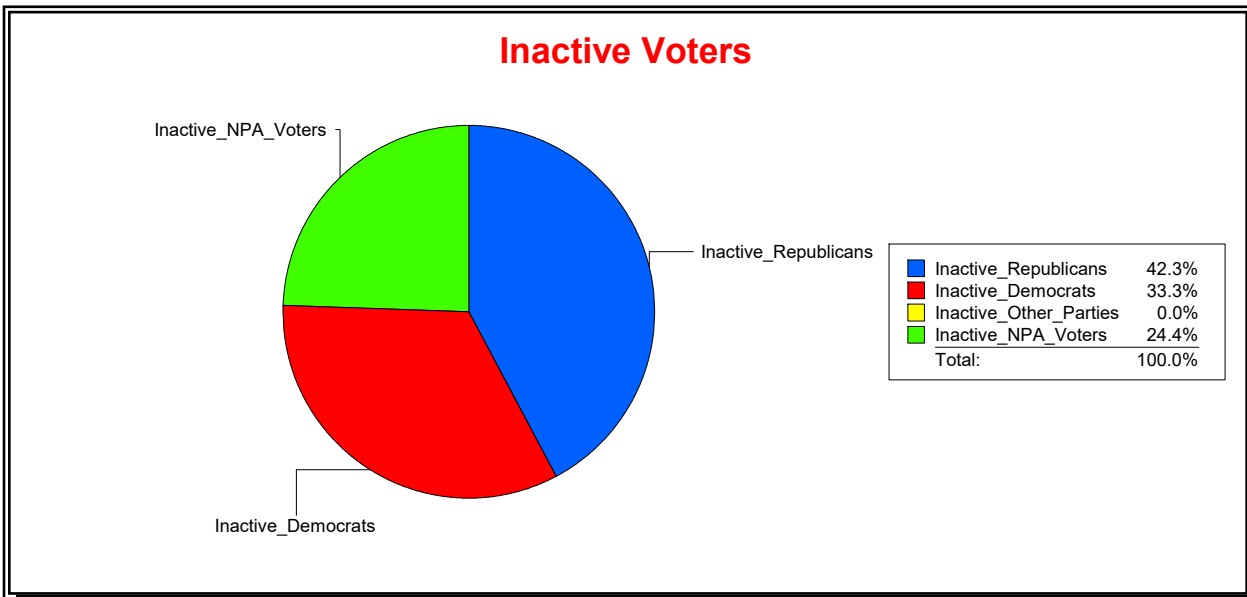
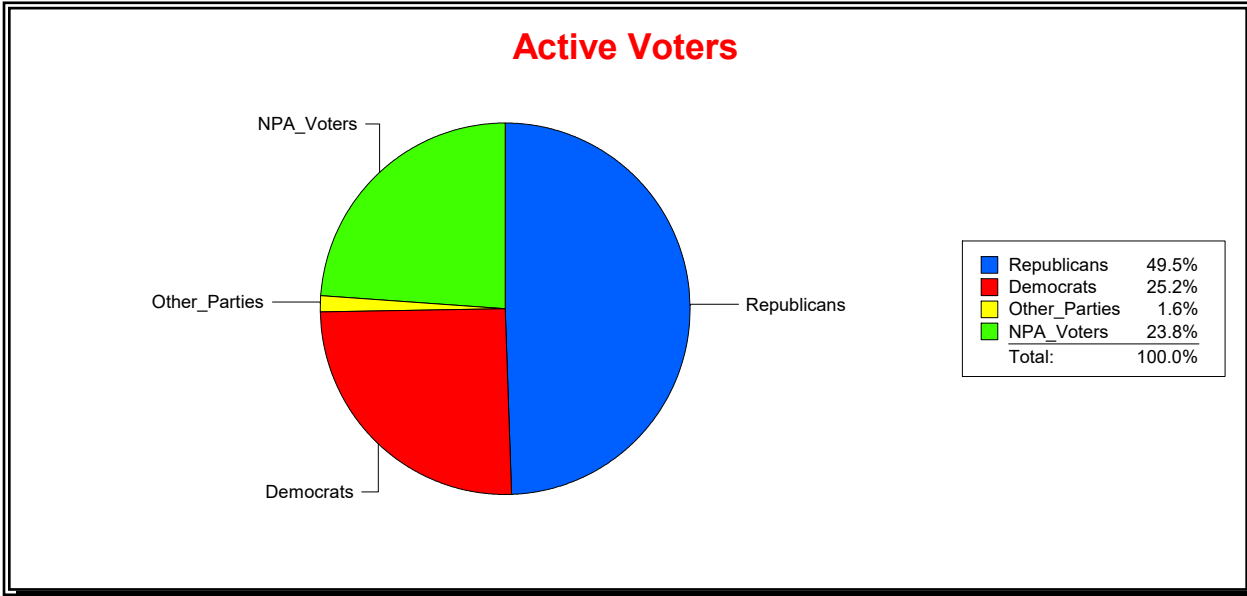
Time 11:55 AM

Graphs of District Registration

Active Registered Voters

Inactive Voters

| District     | Total | Dems | Reps | NonP | Other | Total | Dems | Reps | NonP | Other |
|--------------|-------|------|------|------|-------|-------|------|------|------|-------|
| VENETIAN CDD | 1,927 | 485  | 953  | 458  | 31    | 78    | 26   | 33   | 19   | 0     |



**Ron Turner**

Supervisor of Elections

Sarasota County, FL

Date 9/1/2023

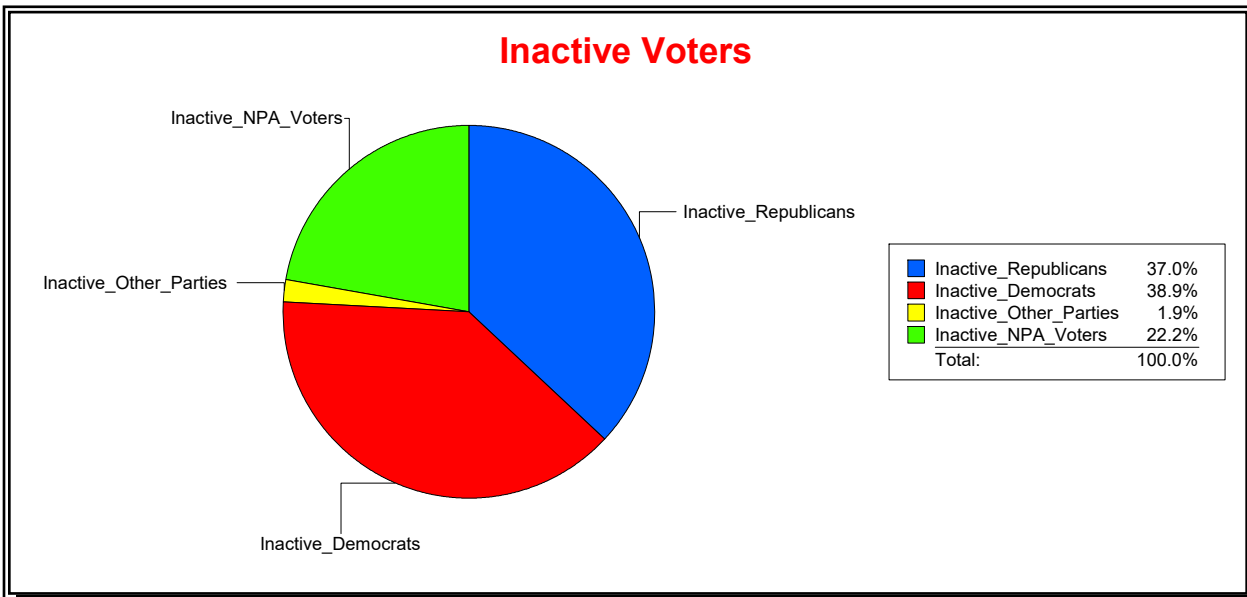
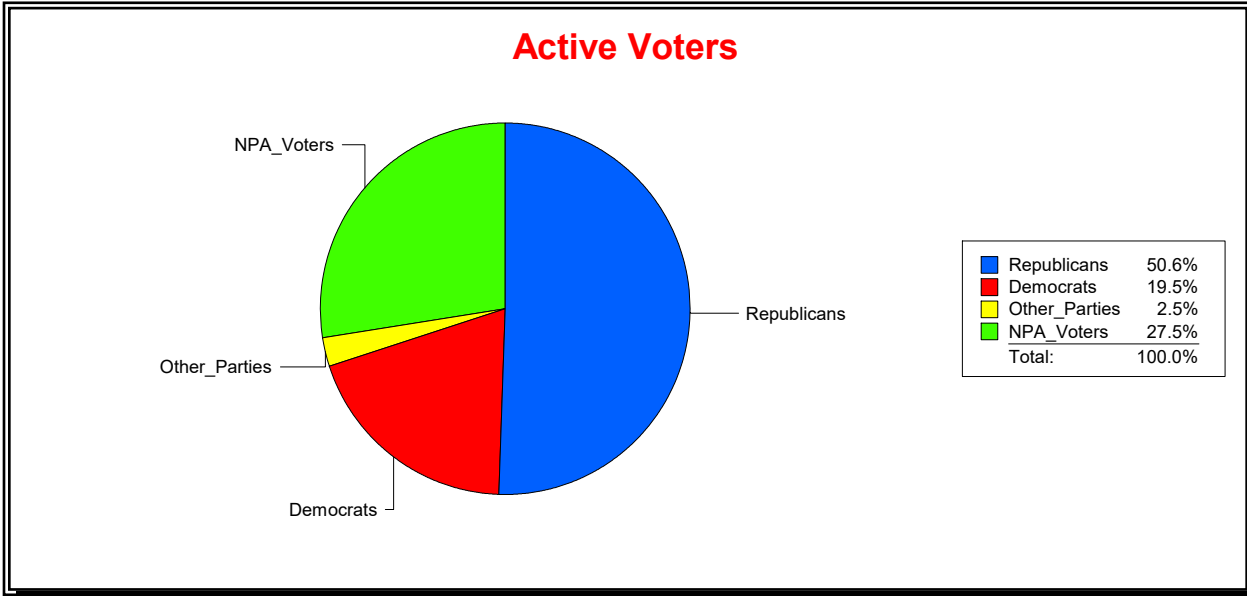
Time 11:55 AM

**Graphs of District Registration**

**Active Registered Voters**

**Inactive Voters**

| District             | Total | Dems | Reps | NonP | Other | Total | Dems | Reps | NonP | Other |
|----------------------|-------|------|------|------|-------|-------|------|------|------|-------|
| <b>WOODLANDS CDD</b> | 1,712 | 333  | 866  | 470  | 43    | 54    | 21   | 20   | 12   | 1     |



Ron Turner

Supervisor of Elections

Sarasota County, FL

Date 9/1/2023

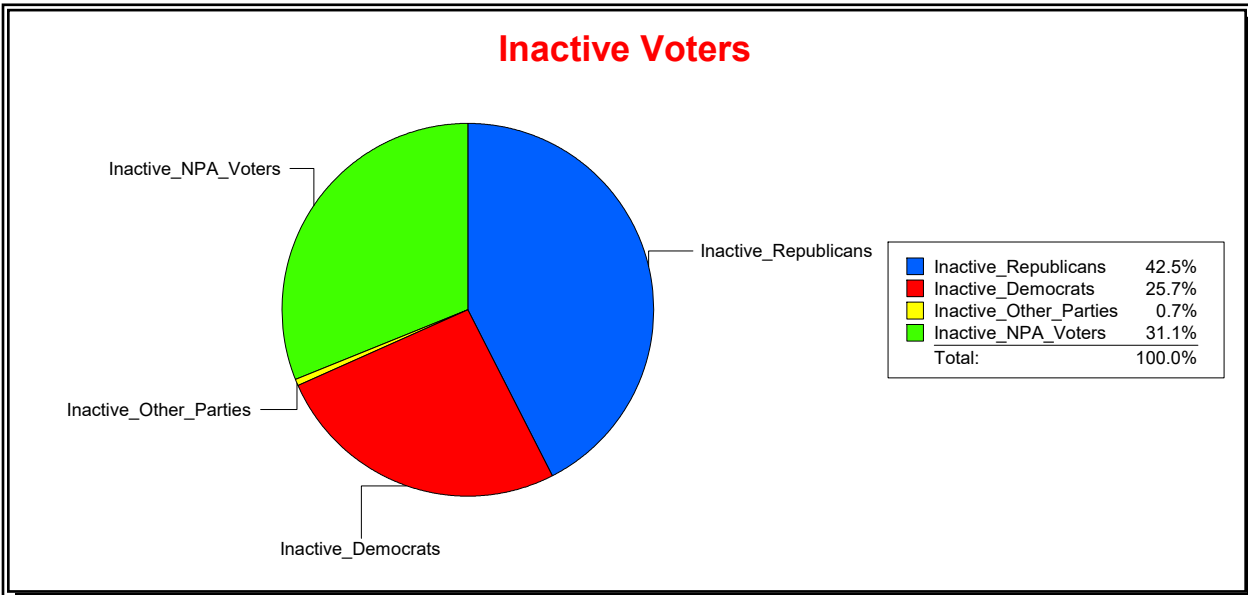
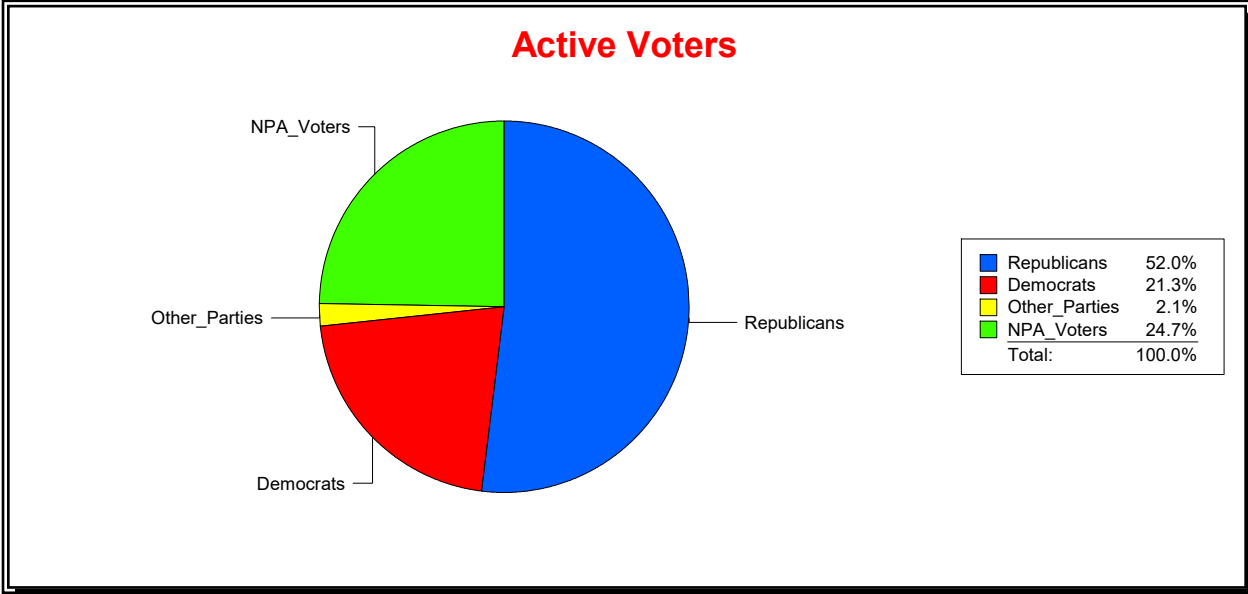
Time 11:55 AM

Graphs of District Registration

Active Registered Voters

Inactive Voters

| District          | Total | Dems  | Reps  | NonP  | Other | Total | Dems | Reps | NonP | Other |
|-------------------|-------|-------|-------|-------|-------|-------|------|------|------|-------|
| WEST VILLAGES CDD | 8,049 | 1,712 | 4,185 | 1,986 | 166   | 280   | 72   | 119  | 87   | 2     |



Ron Turner

Supervisor of Elections

Sarasota County, FL

Date 9/1/2023

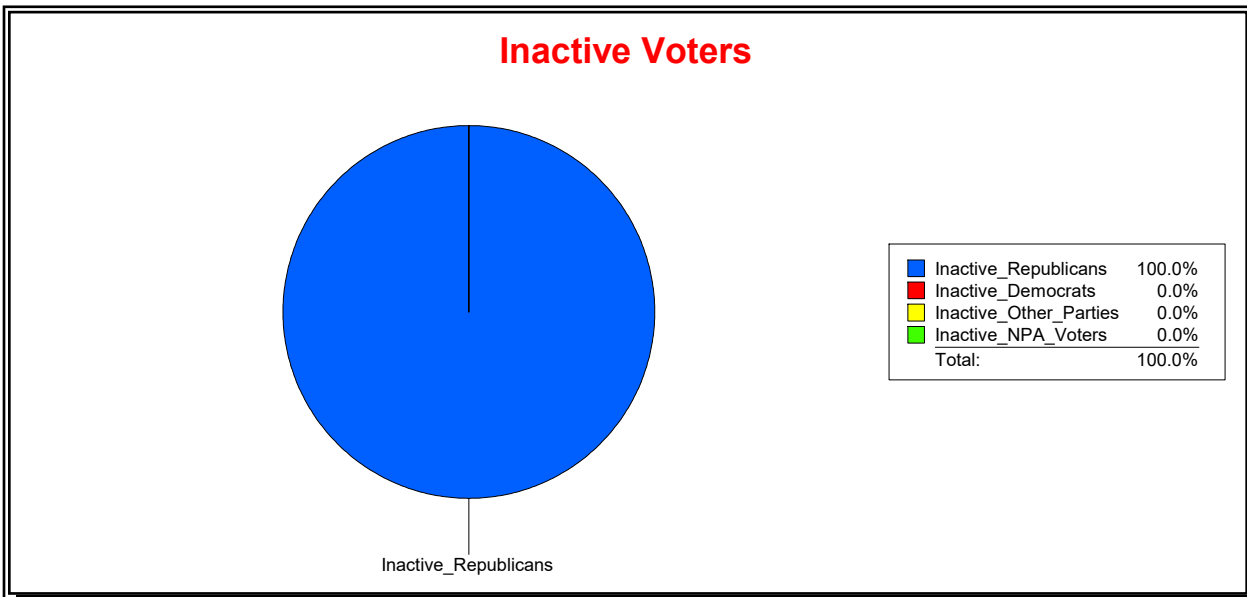
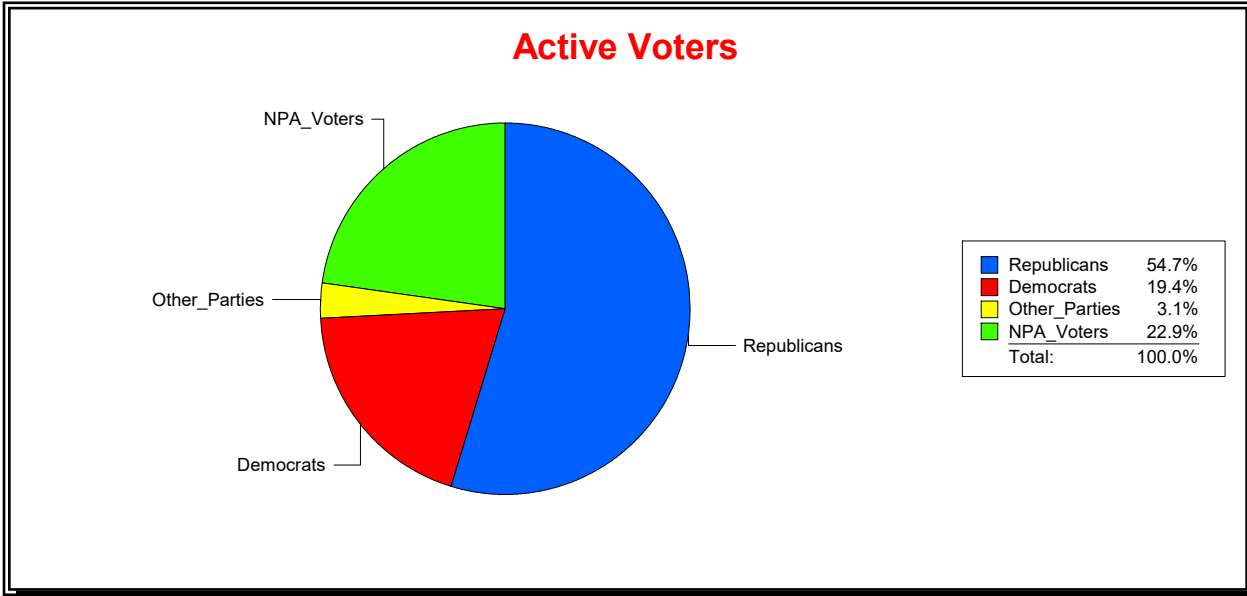
Time 11:55 AM

Graphs of District Registration

Active Registered Voters

Inactive Voters

| District            | Total | Dems | Reps | NonP | Other | Total | Dems | Reps | NonP | Other |
|---------------------|-------|------|------|------|-------|-------|------|------|------|-------|
| WINDWARD AT LWR CDD | 258   | 50   | 141  | 59   | 8     | 3     | 0    | 3    | 0    | 0     |



Ron Turner

Supervisor of Elections

Sarasota County, FL

Date 9/1/2023

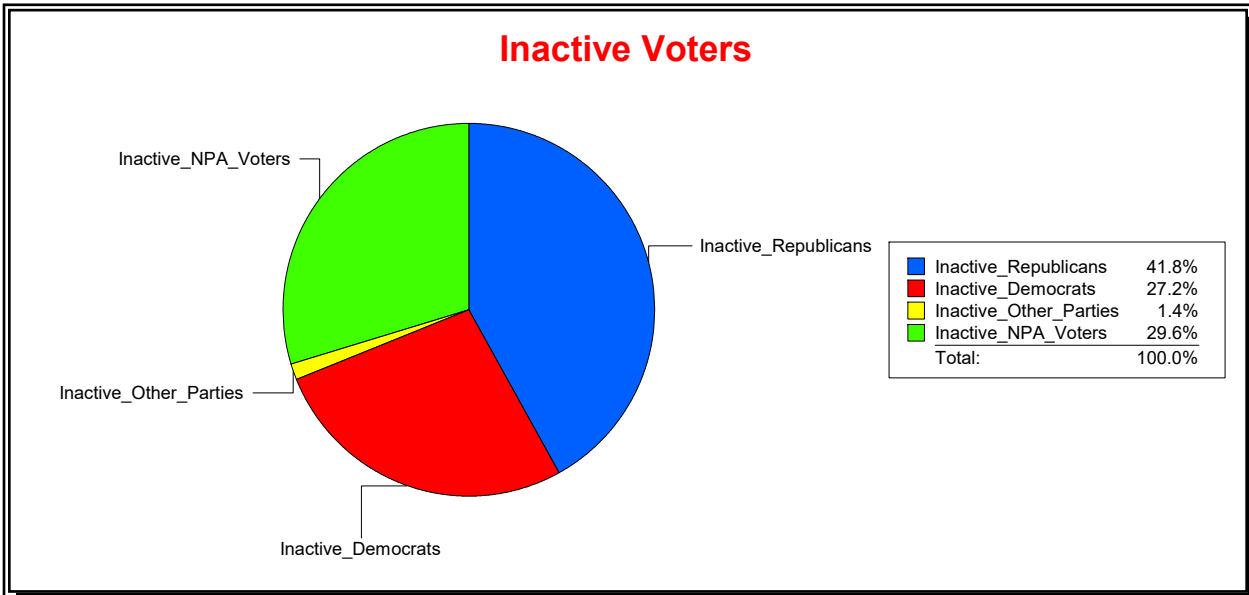
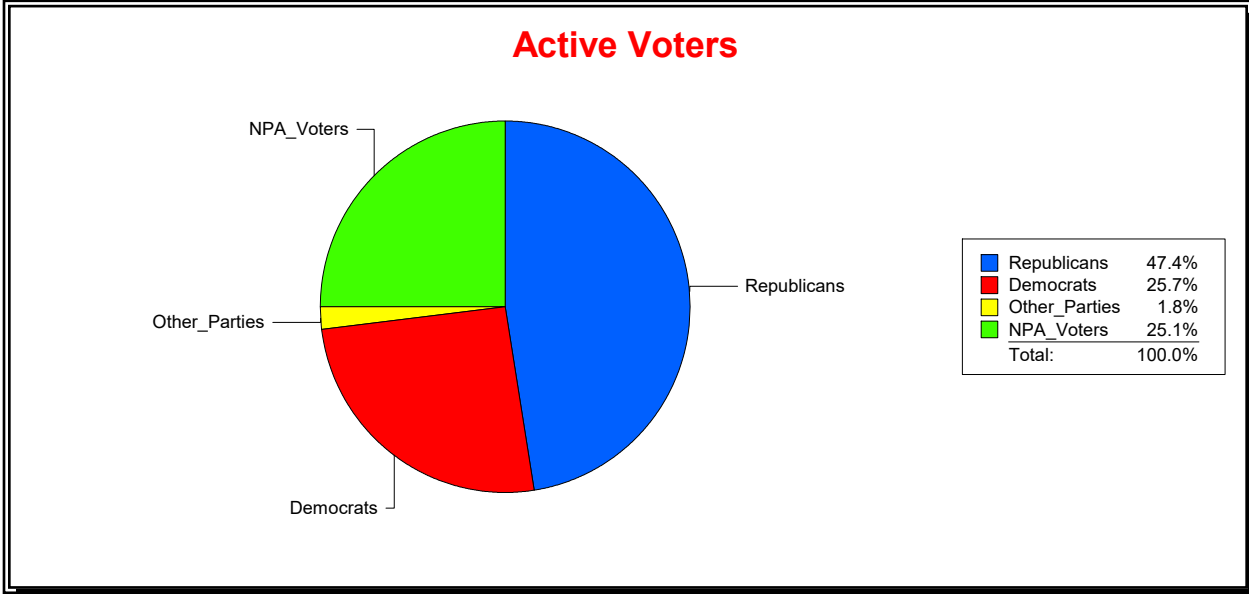
Time 11:55 AM

Graphs of District Registration

Active Registered Voters

Inactive Voters

| District | Total  | Dems  | Reps   | NonP  | Other | Total | Dems | Reps | NonP | Other |
|----------|--------|-------|--------|-------|-------|-------|------|------|------|-------|
| VENICE   | 22,710 | 5,842 | 10,764 | 5,700 | 404   | 1,526 | 415  | 638  | 452  | 21    |





**Ron Turner**

Supervisor of Elections

Sarasota County, FL

Date 9/1/2023

Time 11:55 AM

**Graphs of District Registration**

**Active Registered Voters**

**Inactive Voters**

| <u>District</u> | <u>Total</u> | <u>Dems</u> | <u>Reps</u> | <u>NonP</u> | <u>Other</u> | <u>Total</u> | <u>Dems</u> | <u>Reps</u> | <u>NonP</u> | <u>Other</u> |
|-----------------|--------------|-------------|-------------|-------------|--------------|--------------|-------------|-------------|-------------|--------------|
| <b>VENICE</b>   | 0            | 0           | 0           | 0           | 0            | 0            | 0           | 0           | 0           | 0            |



**Ron Turner**

Supervisor of Elections

Sarasota County, FL

Date 9/1/2023

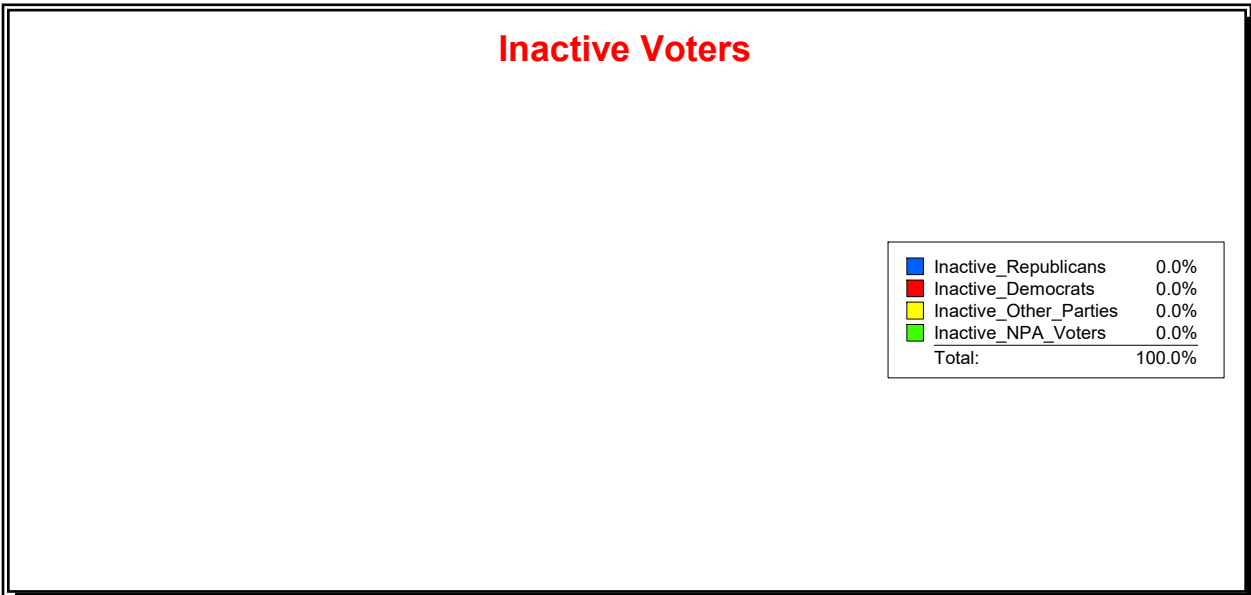

Time 11:55 AM

**Graphs of District Registration**

**Active Registered Voters**

**Inactive Voters**

| <u>District</u> | <u>Total</u> | <u>Dems</u> | <u>Reps</u> | <u>NonP</u> | <u>Other</u> | <u>Total</u> | <u>Dems</u> | <u>Reps</u> | <u>NonP</u> | <u>Other</u> |
|-----------------|--------------|-------------|-------------|-------------|--------------|--------------|-------------|-------------|-------------|--------------|
| <b>VENICE</b>   | 0            | 0           | 0           | 0           | 0            | 0            | 0           | 0           | 0           | 0            |



**Ron Turner**

Supervisor of Elections

Sarasota County, FL

Date 9/1/2023

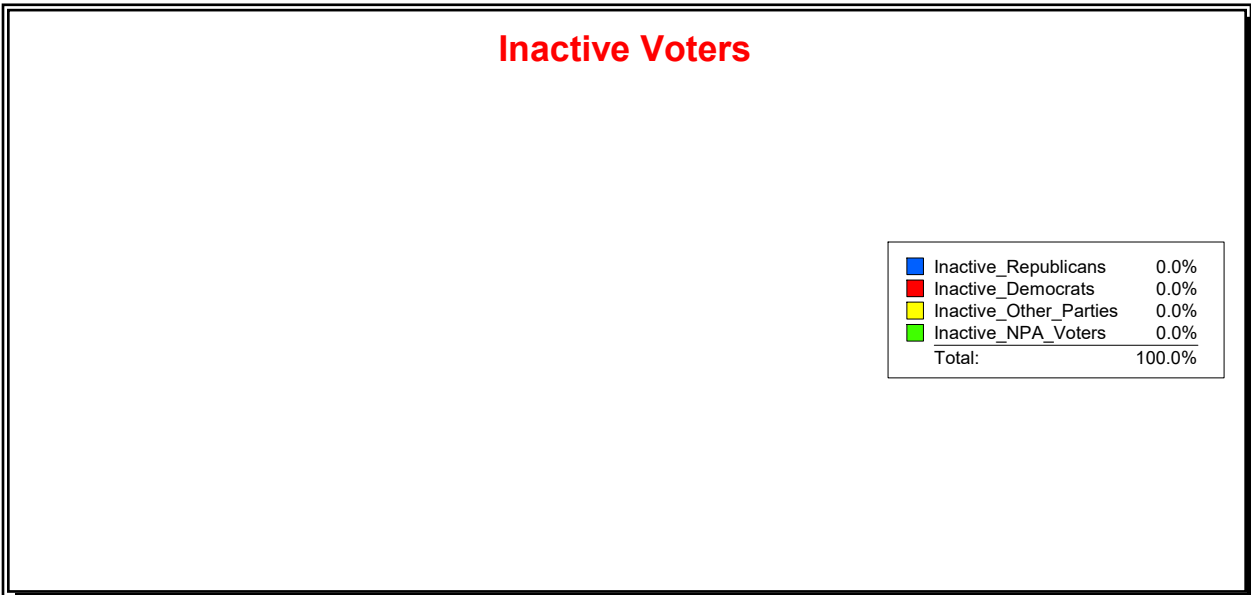

Time 11:55 AM

**Graphs of District Registration**

**Active Registered Voters**

**Inactive Voters**

| <u>District</u> | <u>Total</u> | <u>Dems</u> | <u>Reps</u> | <u>NonP</u> | <u>Other</u> | <u>Total</u> | <u>Dems</u> | <u>Reps</u> | <u>NonP</u> | <u>Other</u> |
|-----------------|--------------|-------------|-------------|-------------|--------------|--------------|-------------|-------------|-------------|--------------|
| <b>VENICE</b>   | 0            | 0           | 0           | 0           | 0            | 0            | 0           | 0           | 0           | 0            |



**Ron Turner**

Supervisor of Elections

Sarasota County, FL

Date 9/1/2023

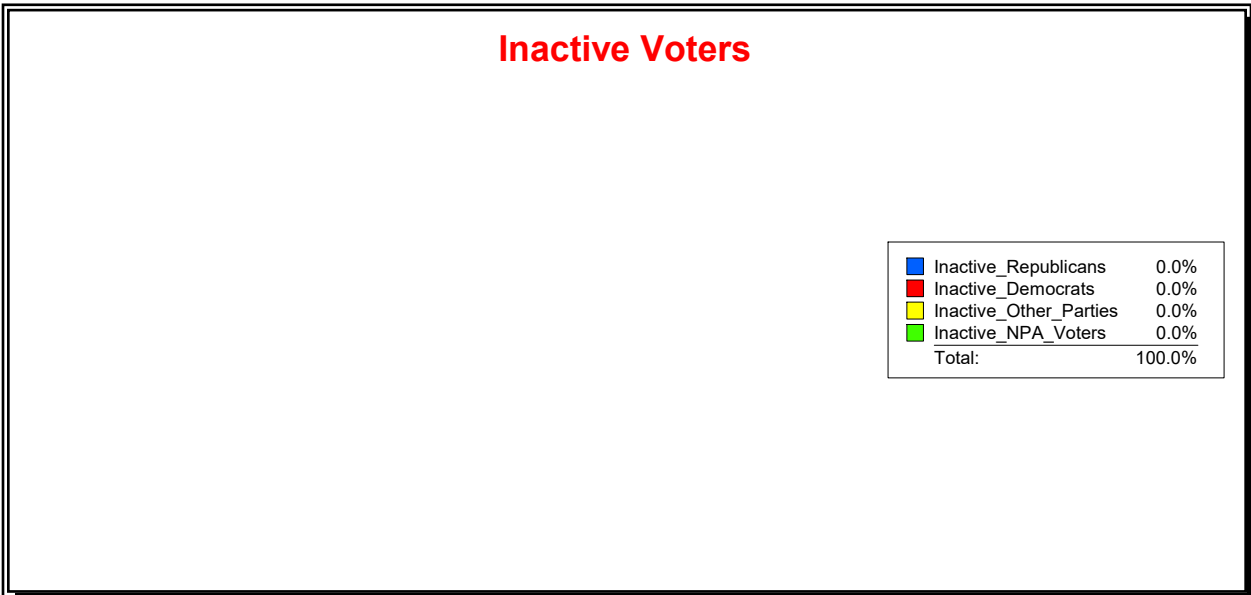

Time 11:55 AM

**Graphs of District Registration**

**Active Registered Voters**

**Inactive Voters**

| <u>District</u> | <u>Total</u> | <u>Dems</u> | <u>Reps</u> | <u>NonP</u> | <u>Other</u> | <u>Total</u> | <u>Dems</u> | <u>Reps</u> | <u>NonP</u> | <u>Other</u> |
|-----------------|--------------|-------------|-------------|-------------|--------------|--------------|-------------|-------------|-------------|--------------|
| <b>VENICE</b>   | 0            | 0           | 0           | 0           | 0            | 0            | 0           | 0           | 0           | 0            |



**Ron Turner**

Supervisor of Elections

Sarasota County, FL

Date 9/1/2023



Time 11:55 AM

**Graphs of District Registration**

**Active Registered Voters**

**Inactive Voters**

| <u>District</u> | <u>Total</u> | <u>Dems</u> | <u>Reps</u> | <u>NonP</u> | <u>Other</u> | <u>Total</u> | <u>Dems</u> | <u>Reps</u> | <u>NonP</u> | <u>Other</u> |
|-----------------|--------------|-------------|-------------|-------------|--------------|--------------|-------------|-------------|-------------|--------------|
| <b>VENICE</b>   | 0            | 0           | 0           | 0           | 0            | 0            | 0           | 0           | 0           | 0            |



**Ron Turner**

Supervisor of Elections

Sarasota County, FL

Date 9/1/2023



Time 11:55 AM

**Graphs of District Registration**

**Active Registered Voters**

**Inactive Voters**

| <u>District</u> | <u>Total</u> | <u>Dems</u> | <u>Reps</u> | <u>NonP</u> | <u>Other</u> | <u>Total</u> | <u>Dems</u> | <u>Reps</u> | <u>NonP</u> | <u>Other</u> |
|-----------------|--------------|-------------|-------------|-------------|--------------|--------------|-------------|-------------|-------------|--------------|
| <b>VENICE</b>   | 0            | 0           | 0           | 0           | 0            | 0            | 0           | 0           | 0           | 0            |



Ron Turner

Supervisor of Elections

Sarasota County, FL

Date 9/1/2023

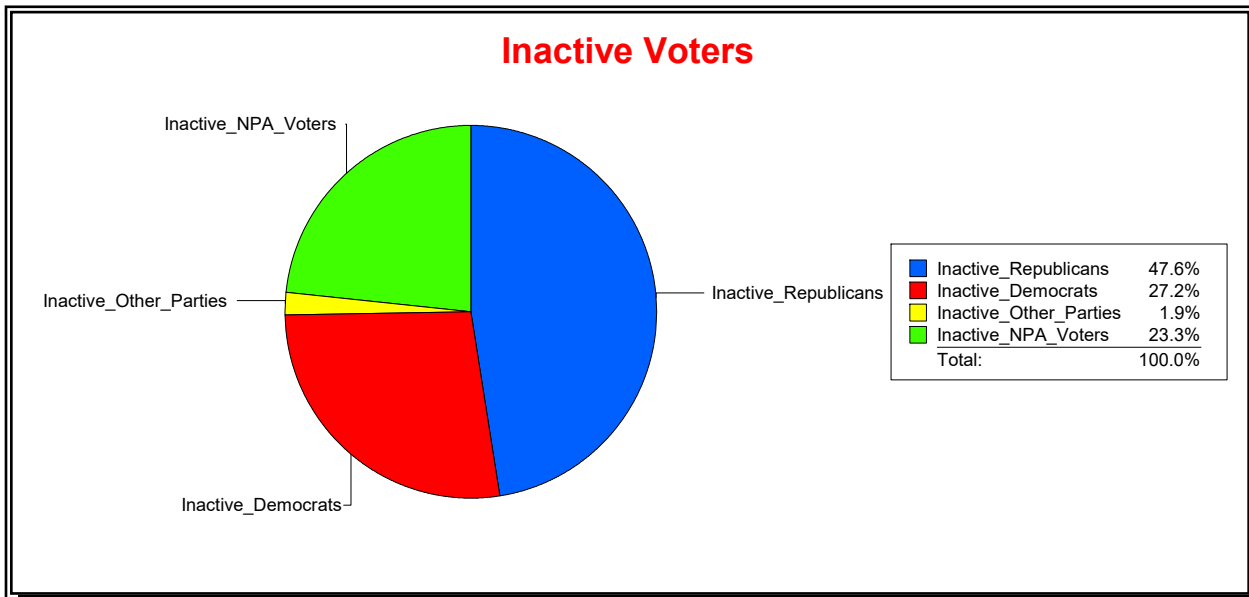
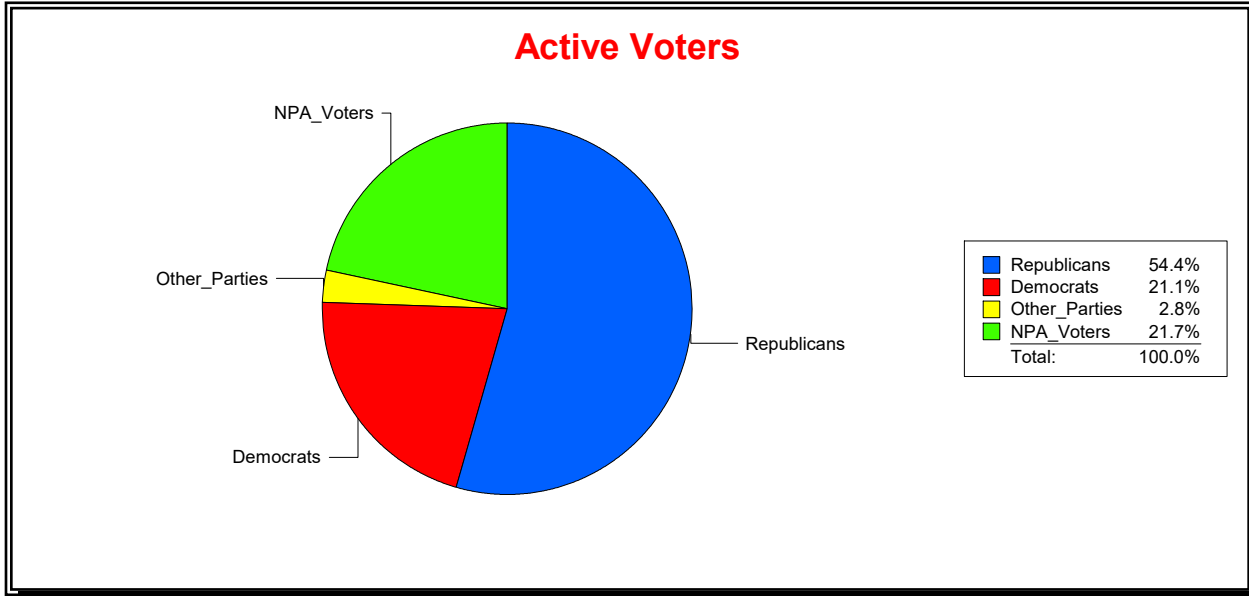
Time 11:55 AM

Graphs of District Registration

Active Registered Voters

Inactive Voters

| District       | Total | Dems | Reps | NonP | Other | Total | Dems | Reps | NonP | Other |
|----------------|-------|------|------|------|-------|-------|------|------|------|-------|
| LONGBOAT KEY 1 | 1,458 | 308  | 793  | 316  | 41    | 103   | 28   | 49   | 24   | 2     |



Ron Turner

Supervisor of Elections

Sarasota County, FL

Date 9/1/2023

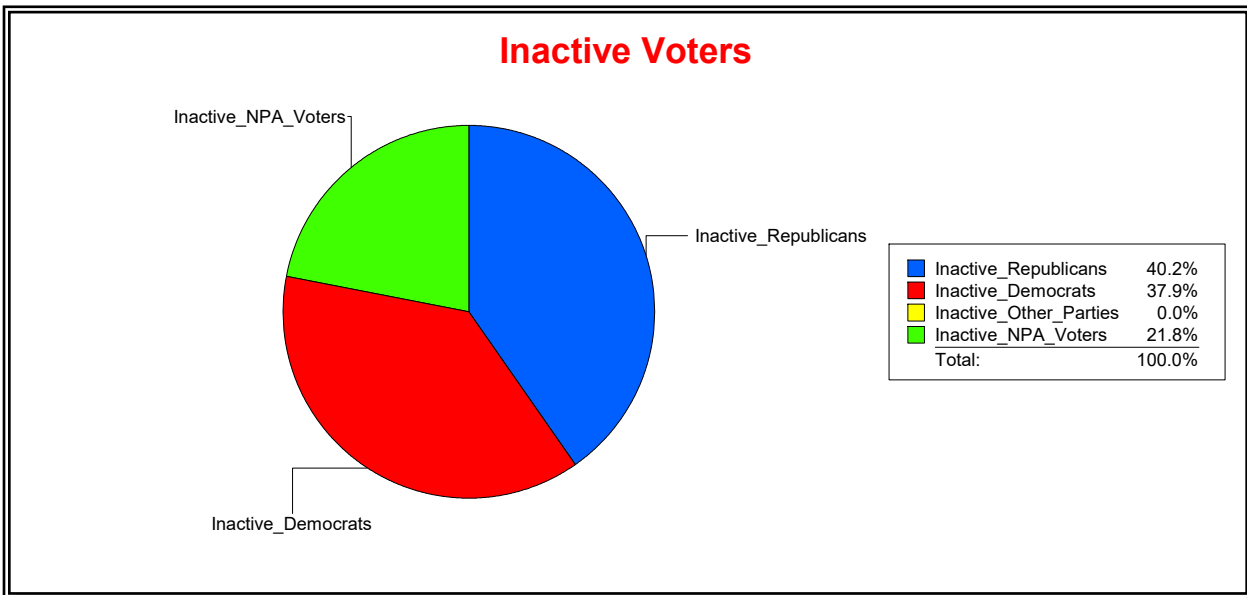
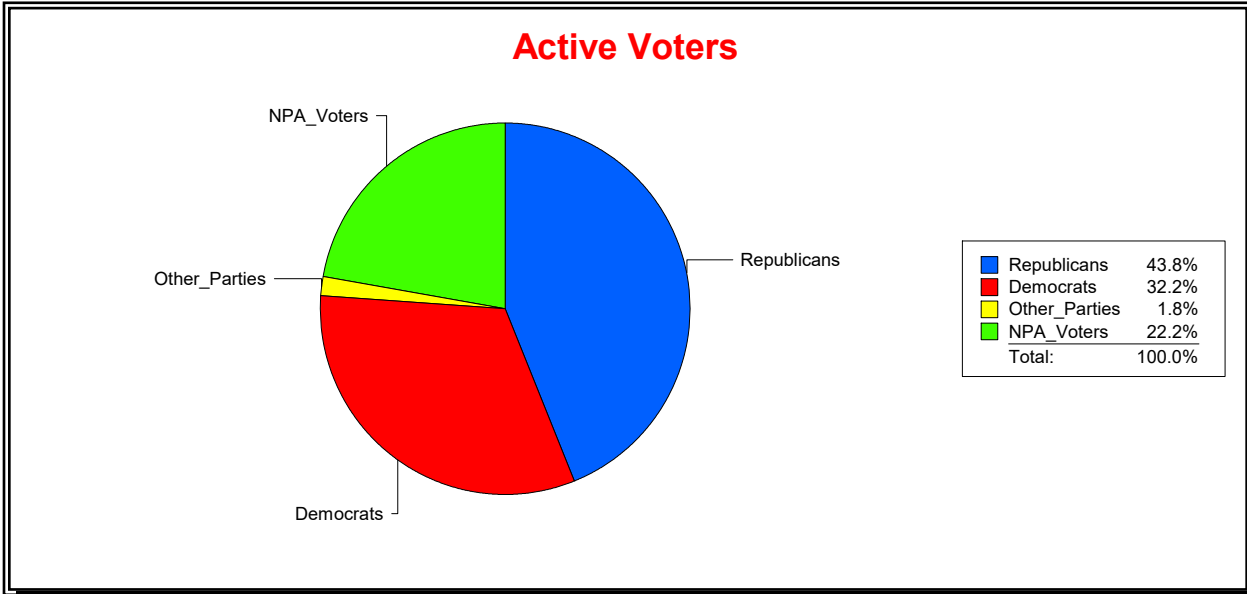
Time 11:55 AM

Graphs of District Registration

Active Registered Voters

Inactive Voters

| District       | Total | Dems | Reps | NonP | Other | Total | Dems | Reps | NonP | Other |
|----------------|-------|------|------|------|-------|-------|------|------|------|-------|
| LONGBOAT KEY 2 | 1,316 | 424  | 576  | 292  | 24    | 87    | 33   | 35   | 19   | 0     |





**Ron Turner**

Supervisor of Elections

Sarasota County, FL

Date 9/1/2023

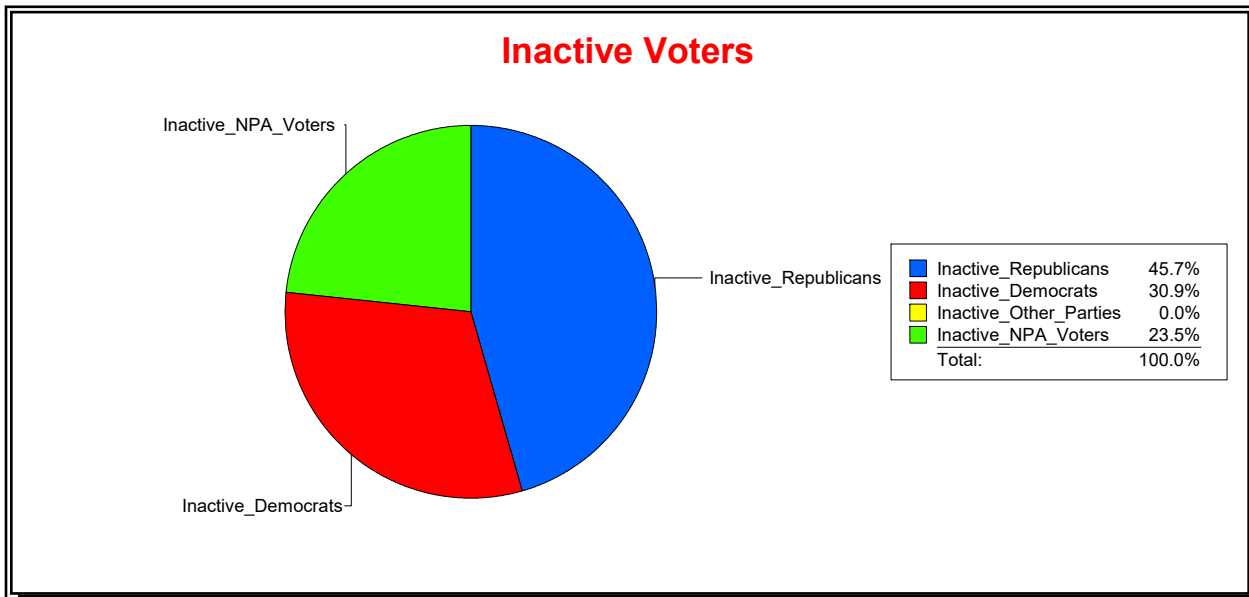
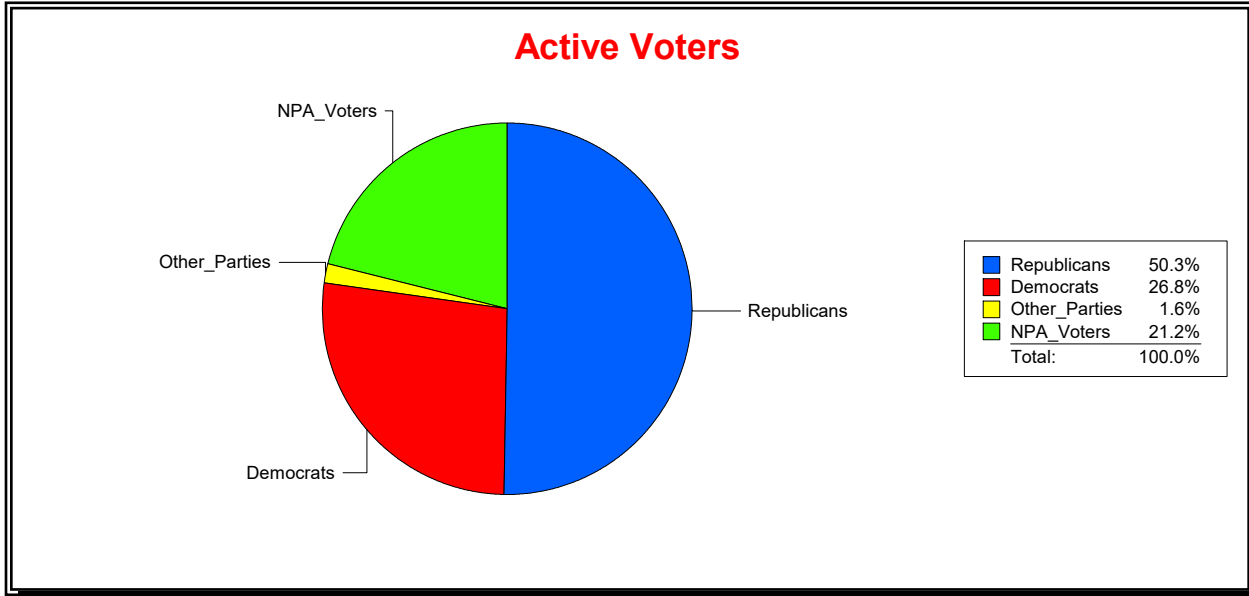
Time 11:55 AM

**Graphs of District Registration**

**Active Registered Voters**

**Inactive Voters**

| <u>District</u>       | <u>Total</u> | <u>Dems</u> | <u>Reps</u> | <u>NonP</u> | <u>Other</u> | <u>Total</u> | <u>Dems</u> | <u>Reps</u> | <u>NonP</u> | <u>Other</u> |
|-----------------------|--------------|-------------|-------------|-------------|--------------|--------------|-------------|-------------|-------------|--------------|
| <b>LONGBOAT KEY 3</b> | 1,483        | 398         | 746         | 315         | 24           | 81           | 25          | 37          | 19          | 0            |



Ron Turner

Supervisor of Elections

Sarasota County, FL

Date 9/1/2023

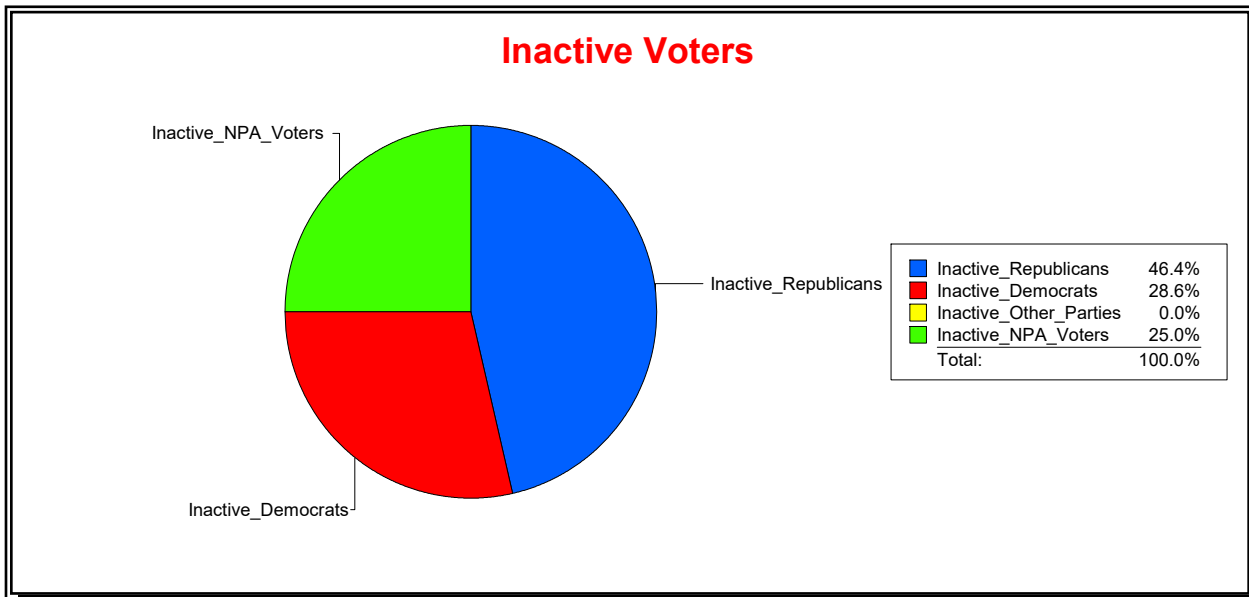
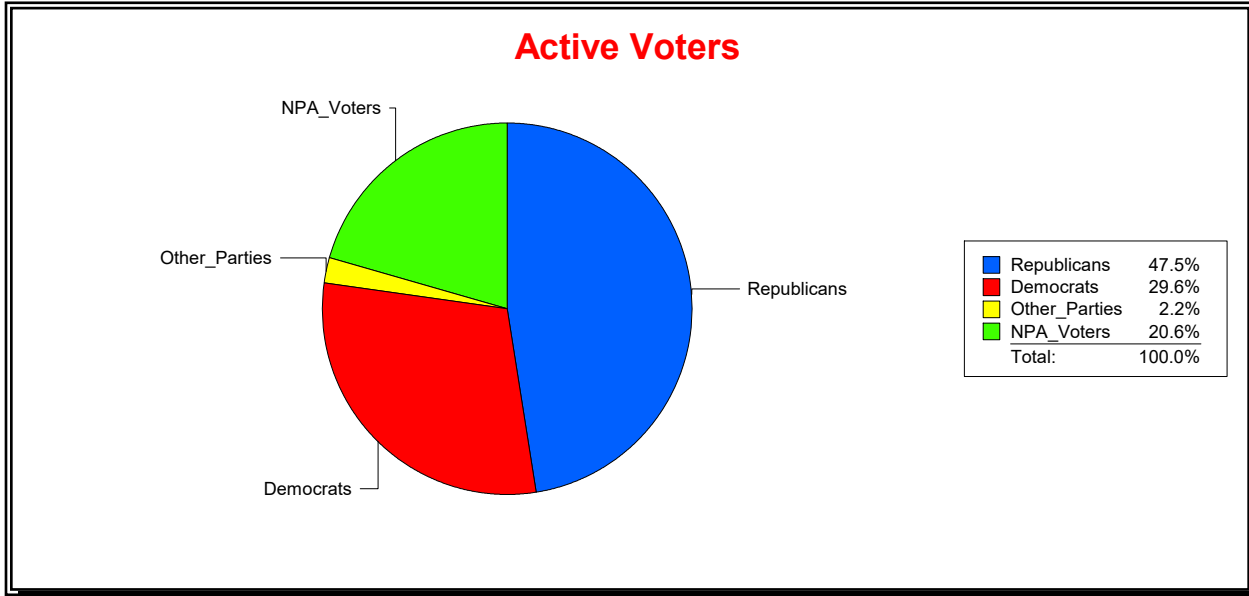
Time 11:55 AM

Graphs of District Registration

Active Registered Voters

Inactive Voters

| District       | Total | Dems | Reps | NonP | Other | Total | Dems | Reps | NonP | Other |
|----------------|-------|------|------|------|-------|-------|------|------|------|-------|
| LONGBOAT KEY 4 | 402   | 119  | 191  | 83   | 9     | 28    | 8    | 13   | 7    | 0     |



**Ron Turner**

Supervisor of Elections

Sarasota County, FL

Date 9/1/2023

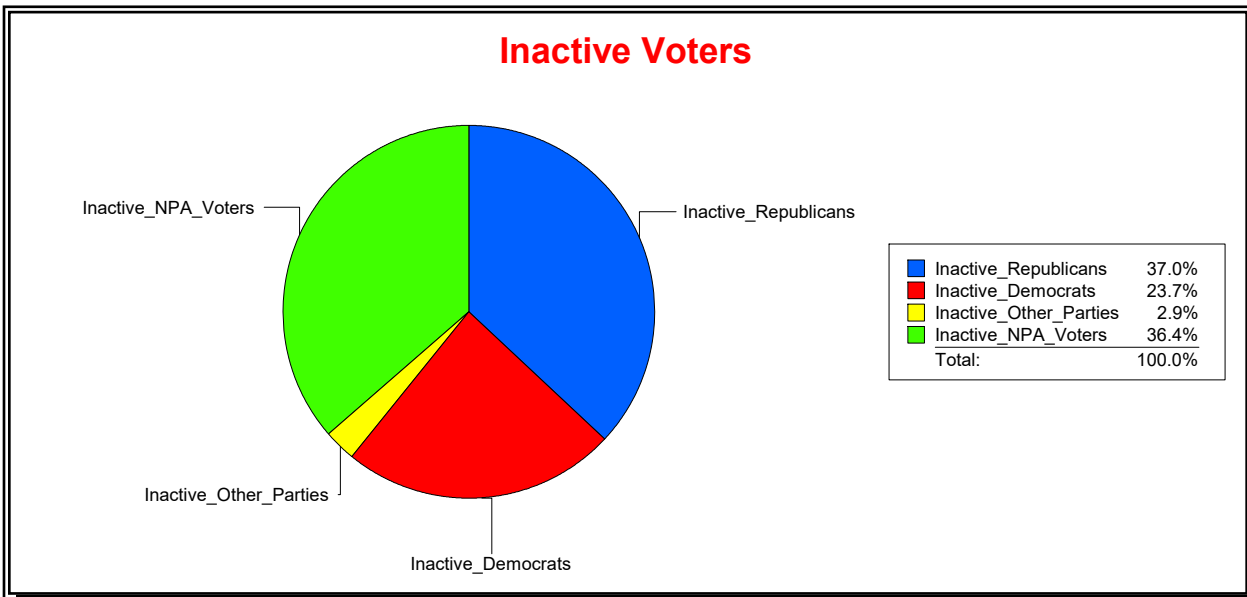
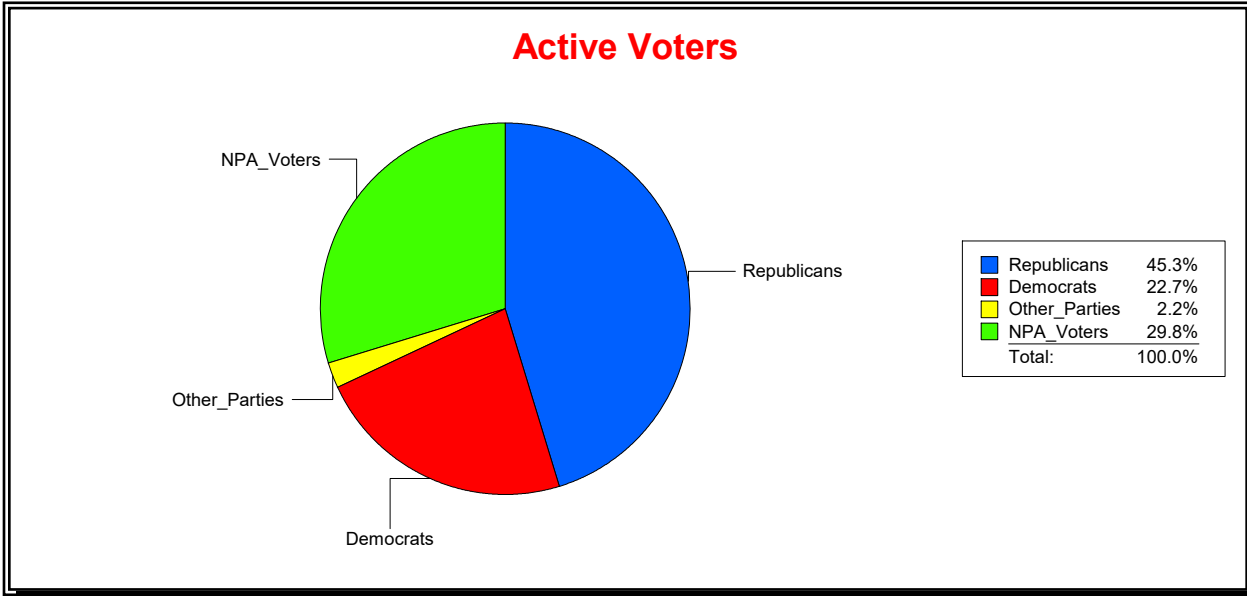
Time 11:55 AM

**Graphs of District Registration**

**Active Registered Voters**

**Inactive Voters**

| <u>District</u>     | <u>Total</u> | <u>Dems</u> | <u>Reps</u> | <u>NonP</u> | <u>Other</u> | <u>Total</u> | <u>Dems</u> | <u>Reps</u> | <u>NonP</u> | <u>Other</u> |
|---------------------|--------------|-------------|-------------|-------------|--------------|--------------|-------------|-------------|-------------|--------------|
| <b>NORTH PORT 1</b> | 10,866       | 2,472       | 4,917       | 3,234       | 243          | 659          | 156         | 244         | 240         | 19           |



Ron Turner

Supervisor of Elections

Sarasota County, FL

Date 9/1/2023

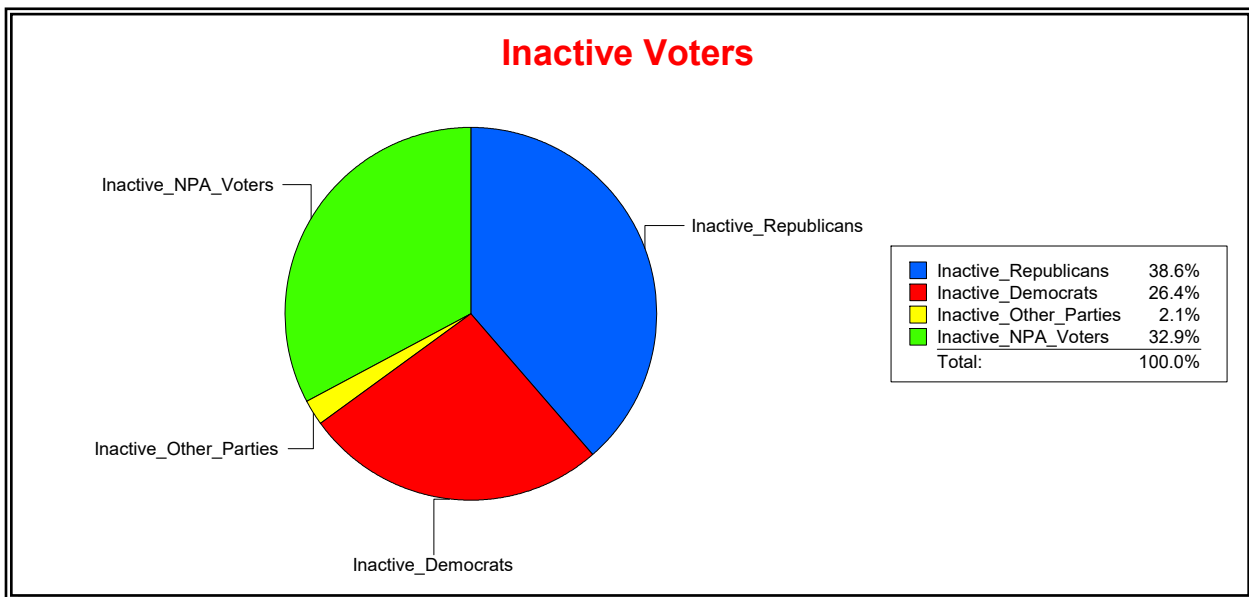
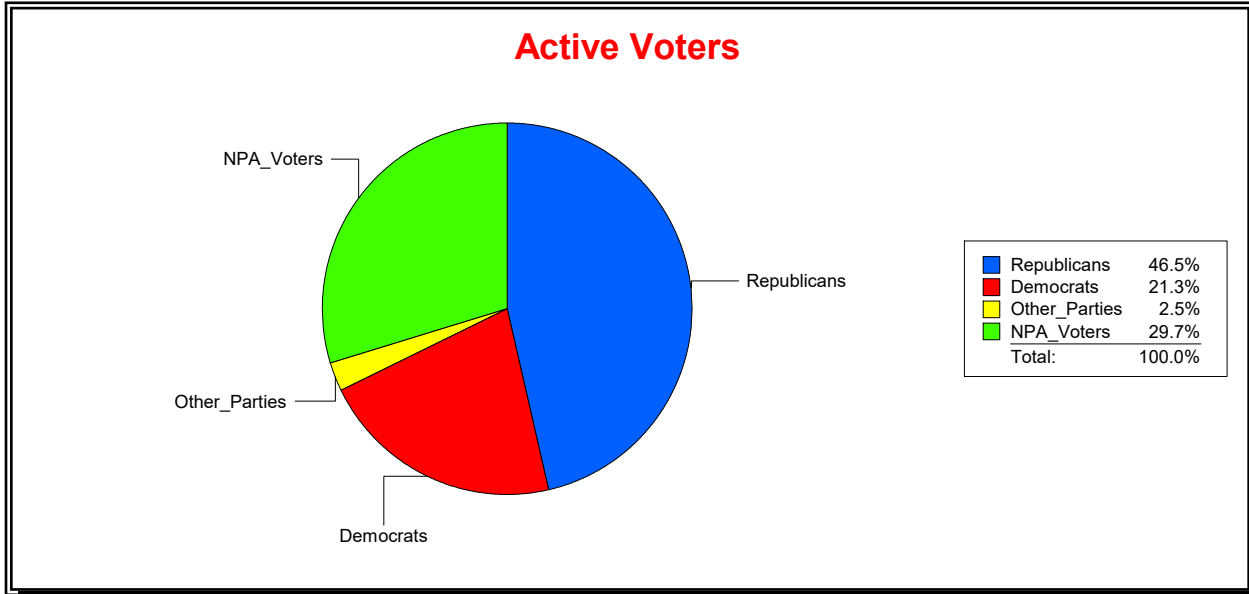
Time 11:55 AM

Graphs of District Registration

Active Registered Voters

Inactive Voters

| District     | Total  | Dems  | Reps  | NonP  | Other | Total | Dems | Reps | NonP | Other |
|--------------|--------|-------|-------|-------|-------|-------|------|------|------|-------|
| NORTH PORT 2 | 12,865 | 2,737 | 5,981 | 3,826 | 321   | 878   | 232  | 339  | 289  | 18    |



**Ron Turner**

Supervisor of Elections

Sarasota County, FL

Date 9/1/2023

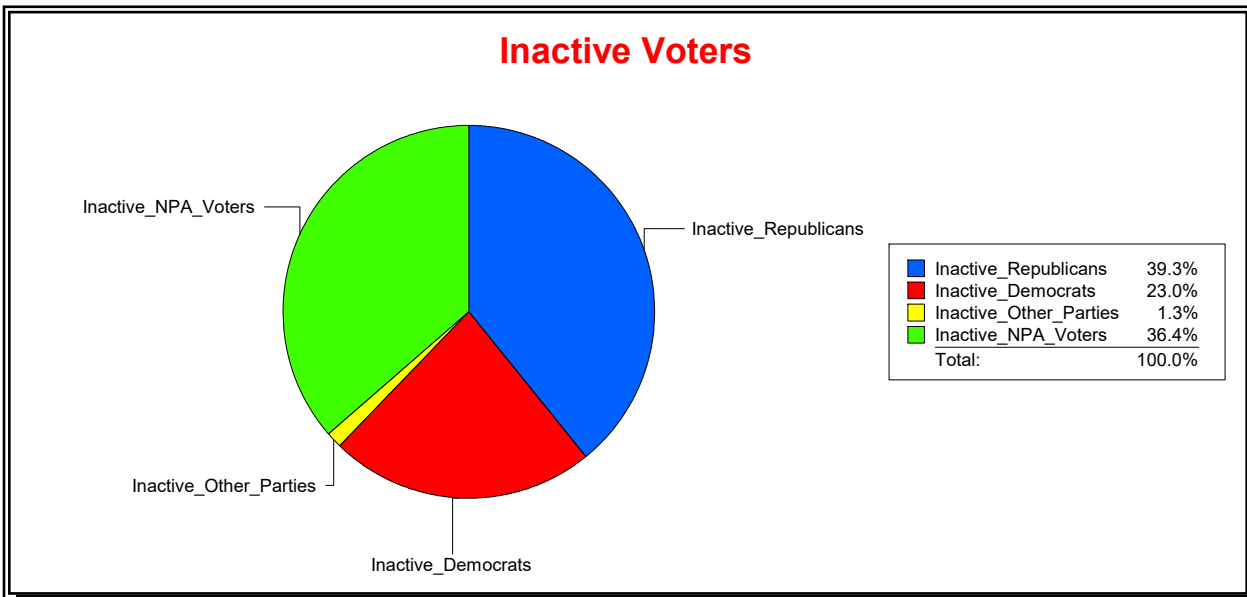
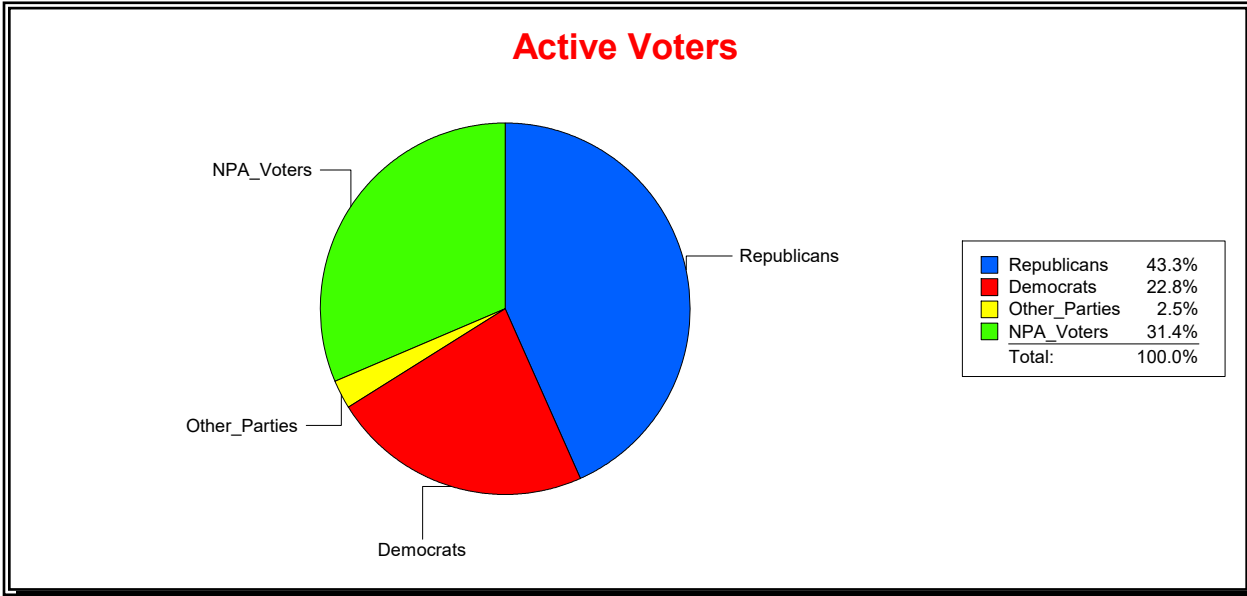
Time 11:55 AM

**Graphs of District Registration**

**Active Registered Voters**

**Inactive Voters**

| <u>District</u>     | <u>Total</u> | <u>Dems</u> | <u>Reps</u> | <u>NonP</u> | <u>Other</u> | <u>Total</u> | <u>Dems</u> | <u>Reps</u> | <u>NonP</u> | <u>Other</u> |
|---------------------|--------------|-------------|-------------|-------------|--------------|--------------|-------------|-------------|-------------|--------------|
| <b>NORTH PORT 3</b> | 10,462       | 2,384       | 4,530       | 3,290       | 258          | 748          | 172         | 294         | 272         | 10           |



**Ron Turner**

Supervisor of Elections

Sarasota County, FL

Date 9/1/2023

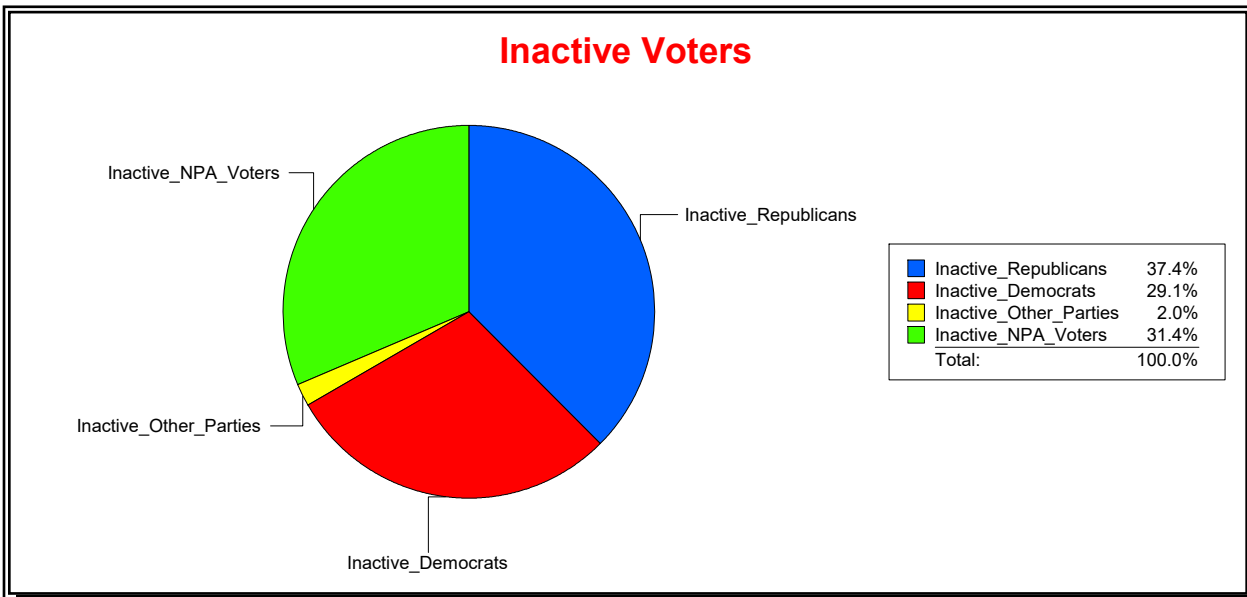
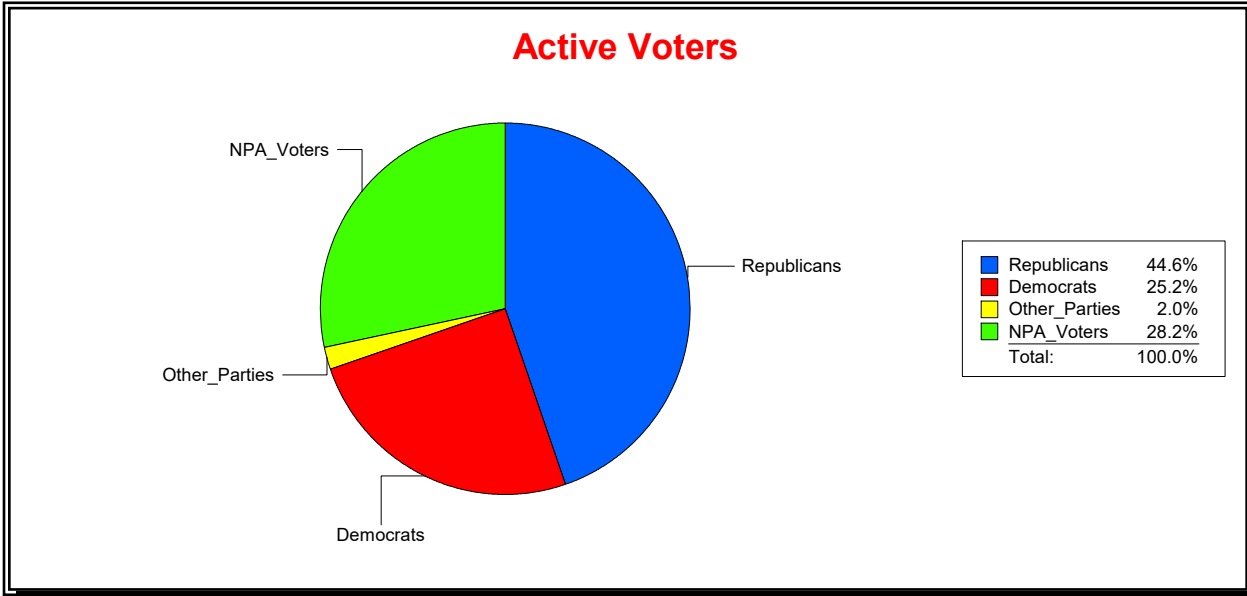
Time 11:55 AM

**Graphs of District Registration**

**Active Registered Voters**

**Inactive Voters**

| <u>District</u>     | <u>Total</u> | <u>Dems</u> | <u>Reps</u> | <u>NonP</u> | <u>Other</u> | <u>Total</u> | <u>Dems</u> | <u>Reps</u> | <u>NonP</u> | <u>Other</u> |
|---------------------|--------------|-------------|-------------|-------------|--------------|--------------|-------------|-------------|-------------|--------------|
| <b>NORTH PORT 4</b> | 8,895        | 2,241       | 3,966       | 2,512       | 176          | 652          | 190         | 244         | 205         | 13           |



Ron Turner

Supervisor of Elections

Sarasota County, FL

Date 9/1/2023

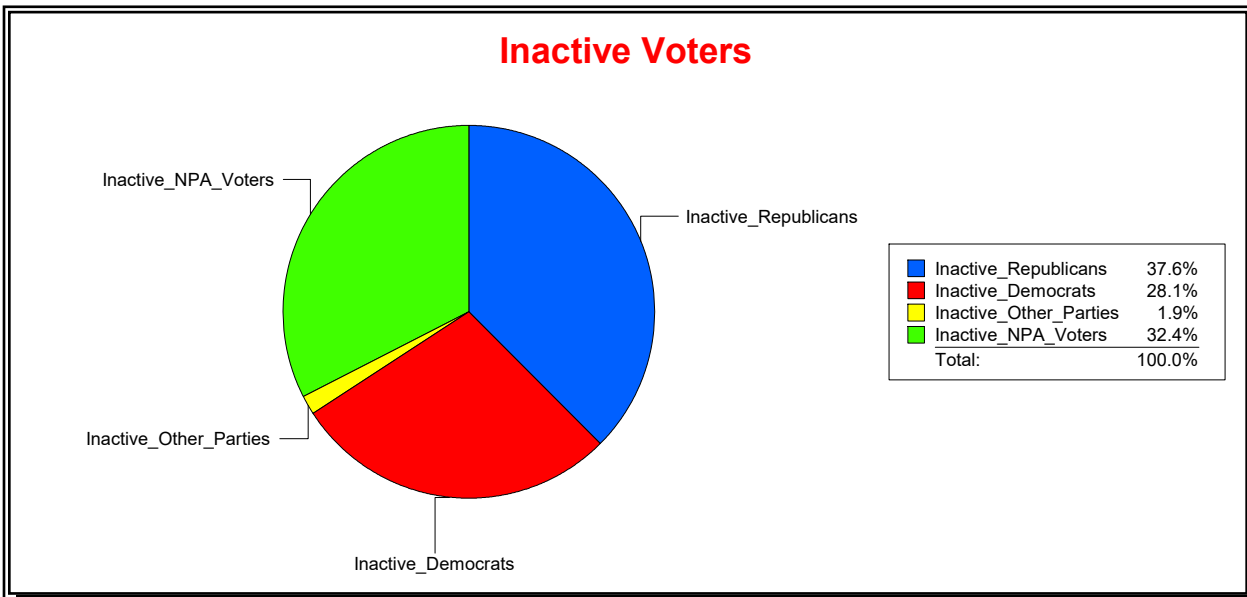
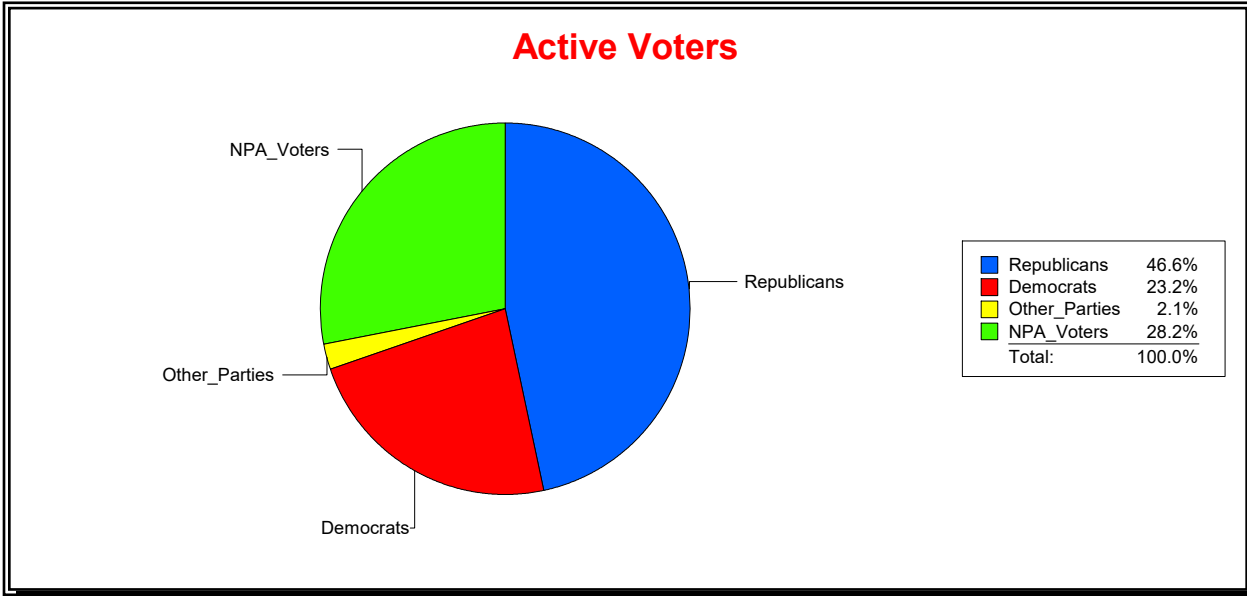
Time 11:55 AM

Graphs of District Registration

Active Registered Voters

Inactive Voters

| District     | Total  | Dems  | Reps  | NonP  | Other | Total | Dems | Reps | NonP | Other |
|--------------|--------|-------|-------|-------|-------|-------|------|------|------|-------|
| NORTH PORT 5 | 17,142 | 3,970 | 7,985 | 4,833 | 354   | 1,079 | 303  | 406  | 350  | 20    |



**Ron Turner**

Supervisor of Elections

Sarasota County, FL

Date 9/1/2023

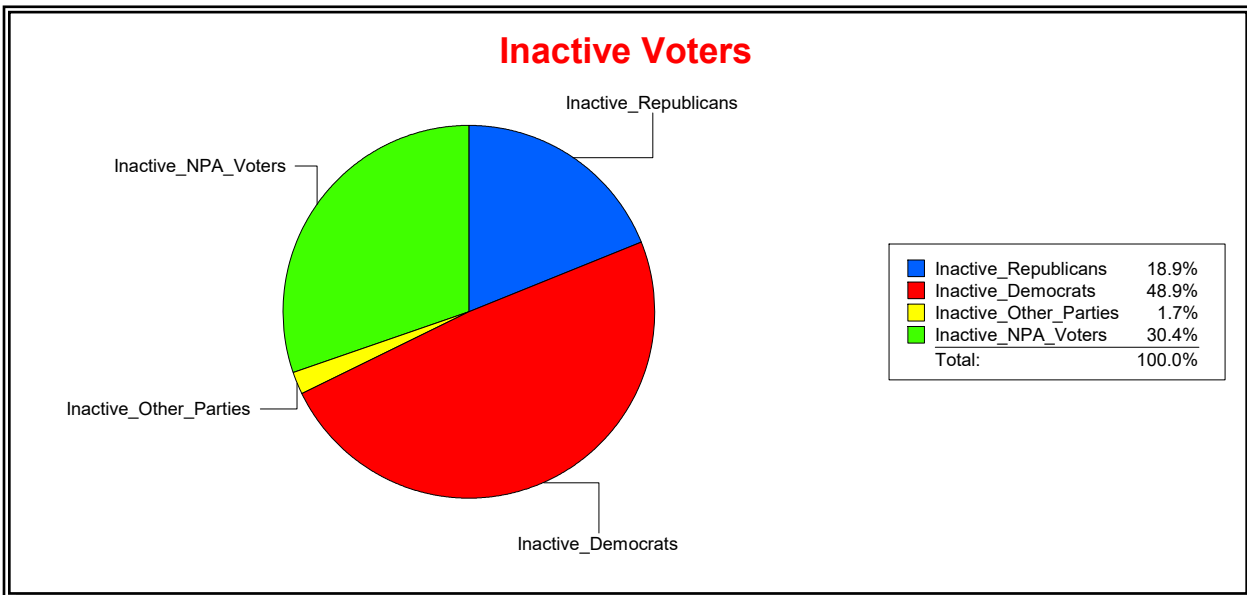
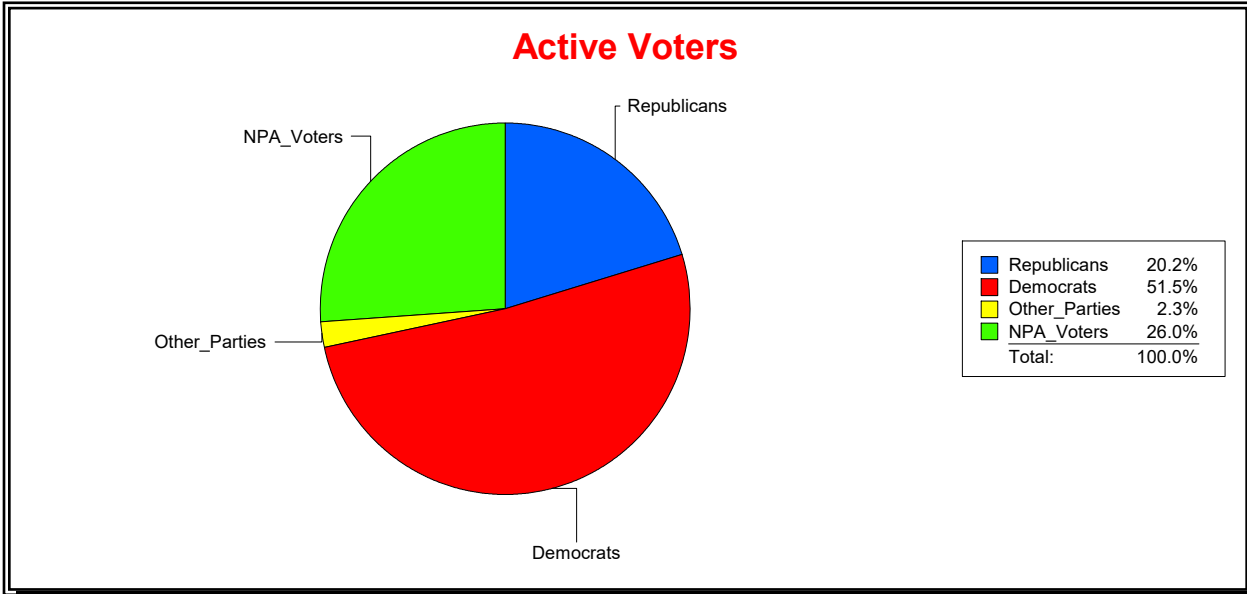
Time 11:55 AM

**Graphs of District Registration**

**Active Registered Voters**

**Inactive Voters**

| <u>District</u>   | <u>Total</u> | <u>Dems</u> | <u>Reps</u> | <u>NonP</u> | <u>Other</u> | <u>Total</u> | <u>Dems</u> | <u>Reps</u> | <u>NonP</u> | <u>Other</u> |
|-------------------|--------------|-------------|-------------|-------------|--------------|--------------|-------------|-------------|-------------|--------------|
| <b>SARASOTA 1</b> | 10,809       | 5,572       | 2,184       | 2,808       | 245          | 1,326        | 649         | 251         | 403         | 23           |





Ron Turner

Supervisor of Elections

Sarasota County, FL

Date 9/1/2023

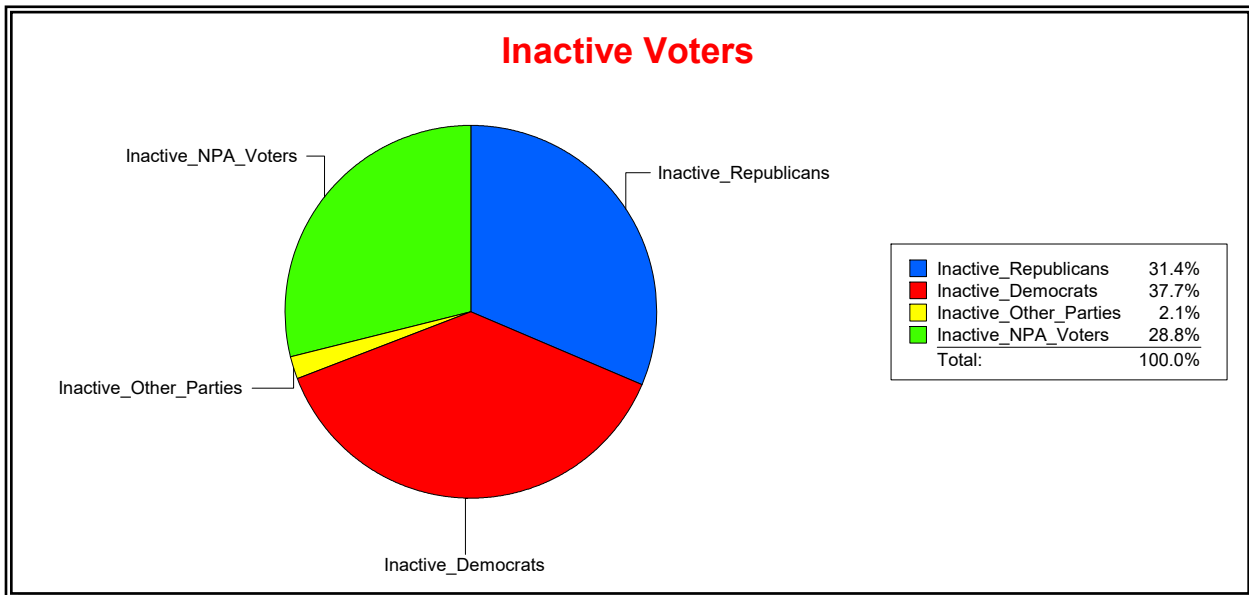
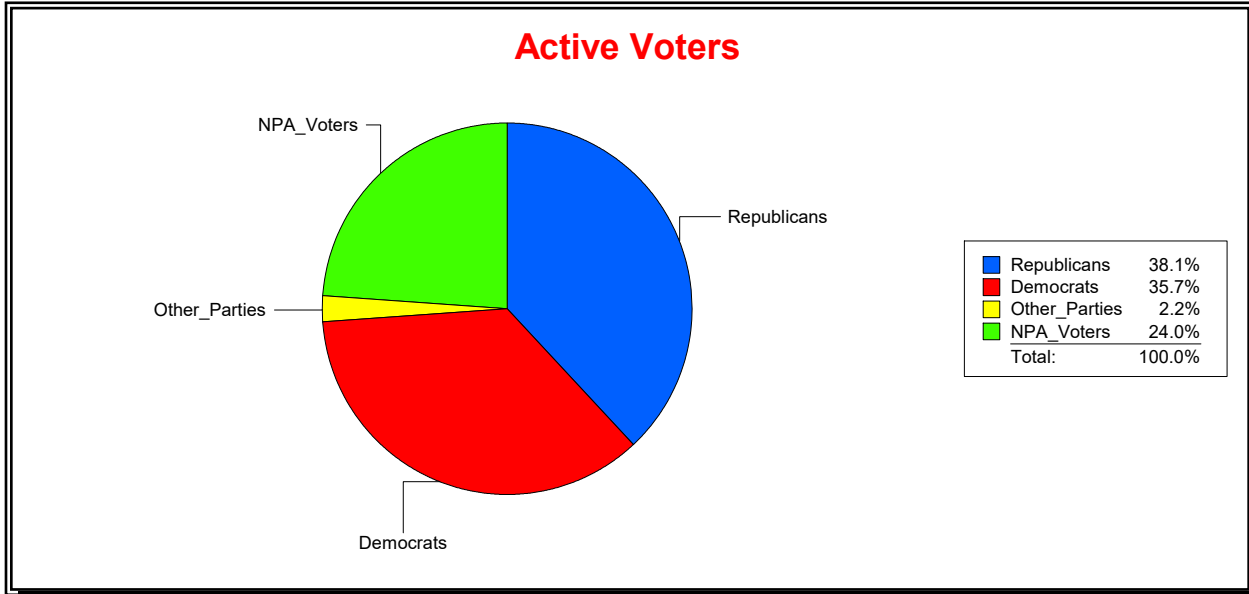
Time 11:55 AM

Graphs of District Registration

Active Registered Voters

Inactive Voters

| District   | Total  | Dems  | Reps  | NonP  | Other | Total | Dems | Reps | NonP | Other |
|------------|--------|-------|-------|-------|-------|-------|------|------|------|-------|
| SARASOTA 2 | 16,518 | 5,904 | 6,290 | 3,962 | 362   | 1,346 | 507  | 423  | 388  | 28    |



Ron Turner

Supervisor of Elections

Sarasota County, FL

Date 9/1/2023

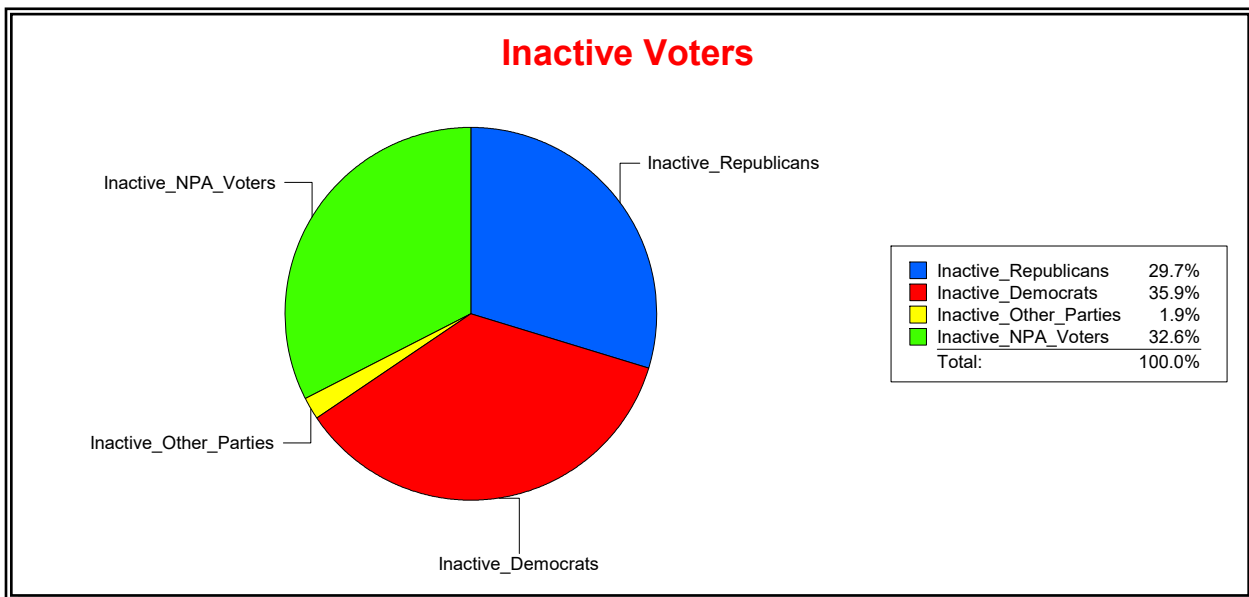
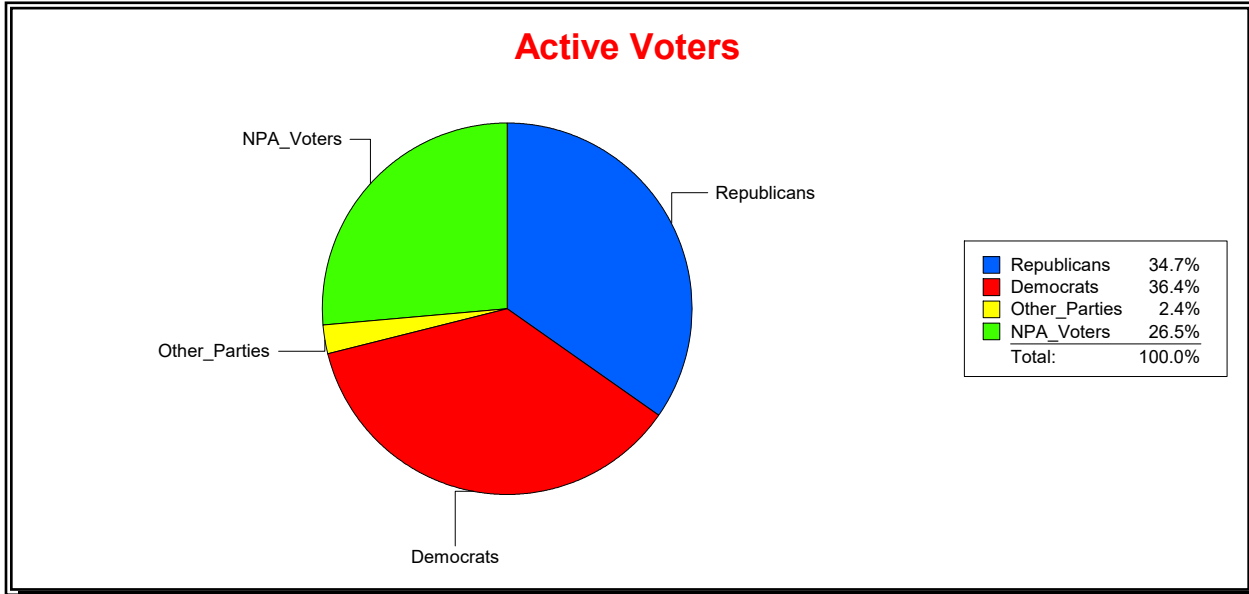
Time 11:55 AM

Graphs of District Registration

Active Registered Voters

Inactive Voters

| District   | Total  | Dems  | Reps  | NonP  | Other | Total | Dems | Reps | NonP | Other |
|------------|--------|-------|-------|-------|-------|-------|------|------|------|-------|
| SARASOTA 3 | 10,700 | 3,890 | 3,718 | 2,835 | 257   | 1,059 | 380  | 314  | 345  | 20    |



Ron Turner

Supervisor of Elections

Sarasota County, FL

Date 9/1/2023

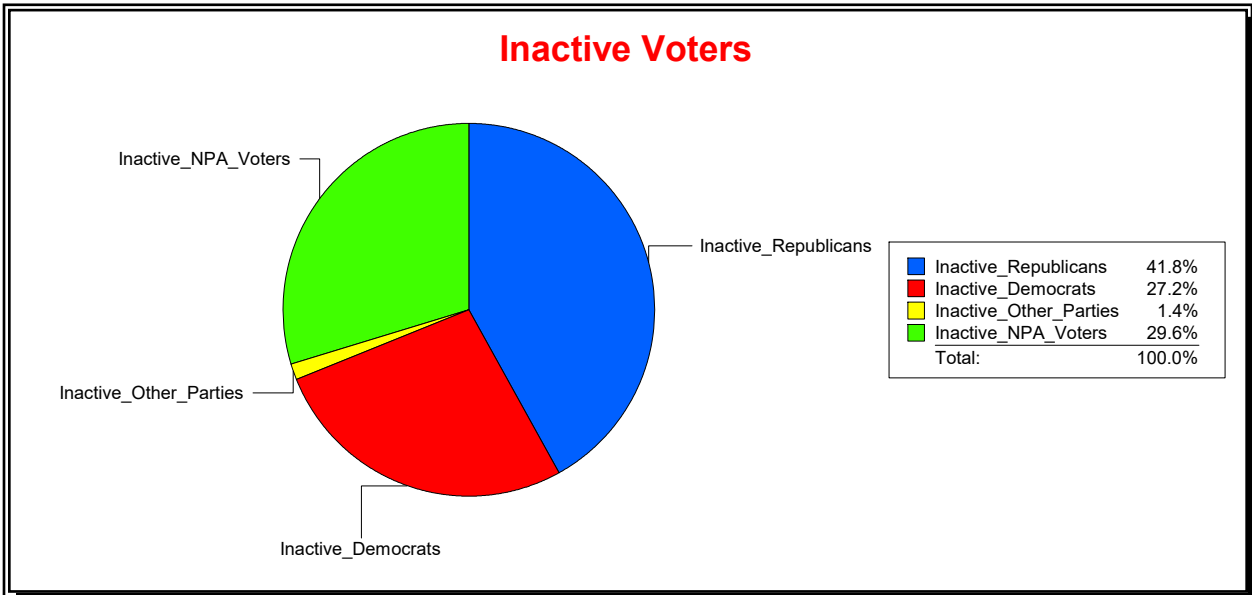
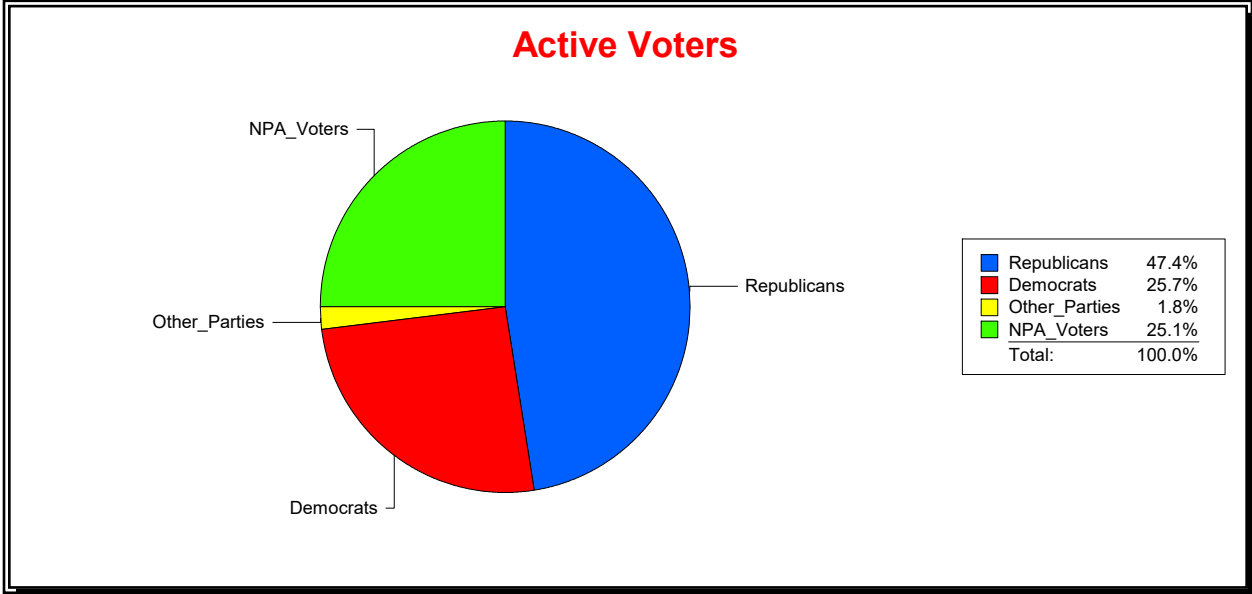
Time 11:55 AM

Graphs of District Registration

Active Registered Voters

Inactive Voters

| District | Total  | Dems  | Reps   | NonP  | Other | Total | Dems | Reps | NonP | Other |
|----------|--------|-------|--------|-------|-------|-------|------|------|------|-------|
| VENICE 1 | 22,710 | 5,842 | 10,764 | 5,700 | 404   | 1,526 | 415  | 638  | 452  | 21    |



**Ron Turner**

**Supervisor of Elections**

Sarasota County, FL

Date 9/1/2023

Time 11:55 AM

**Graphs of District Registration**

**Active Registered Voters**

**Inactive Voters**

---

| <u>District</u> | <u>Total</u> | <u>Dems</u> | <u>Reps</u> | <u>NonP</u> | <u>Other</u> | <u>Total</u> | <u>Dems</u> | <u>Reps</u> | <u>NonP</u> | <u>Other</u> |
|-----------------|--------------|-------------|-------------|-------------|--------------|--------------|-------------|-------------|-------------|--------------|
|-----------------|--------------|-------------|-------------|-------------|--------------|--------------|-------------|-------------|-------------|--------------|