

Ron Turner

Supervisor of Elections

Sarasota County, FL

Date 12/1/2021

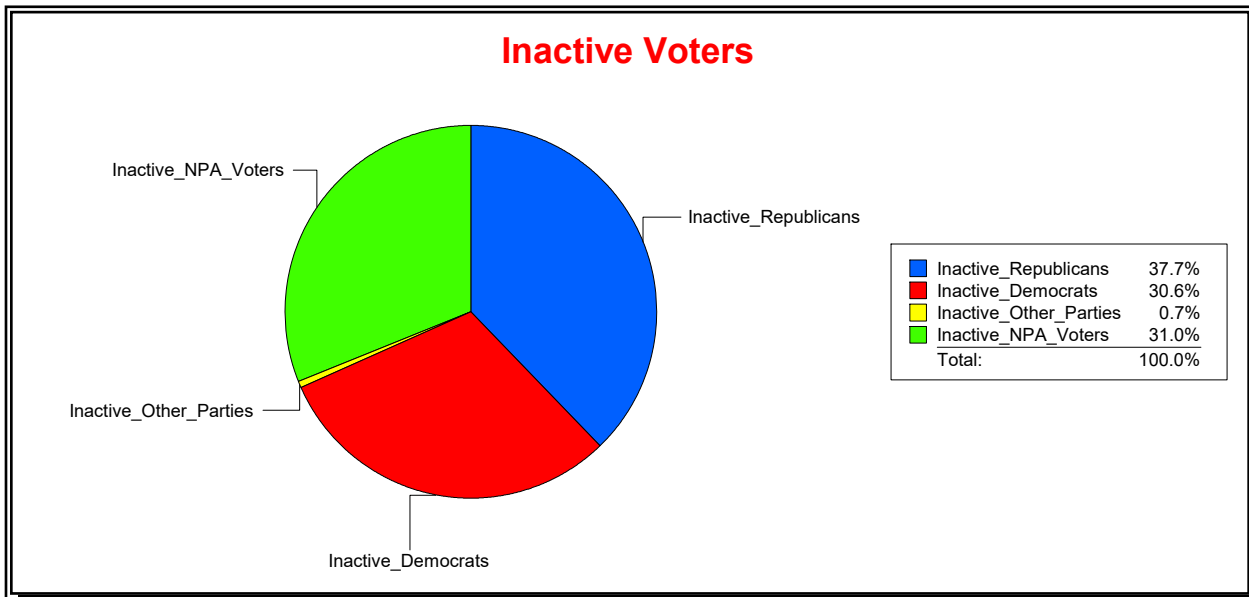
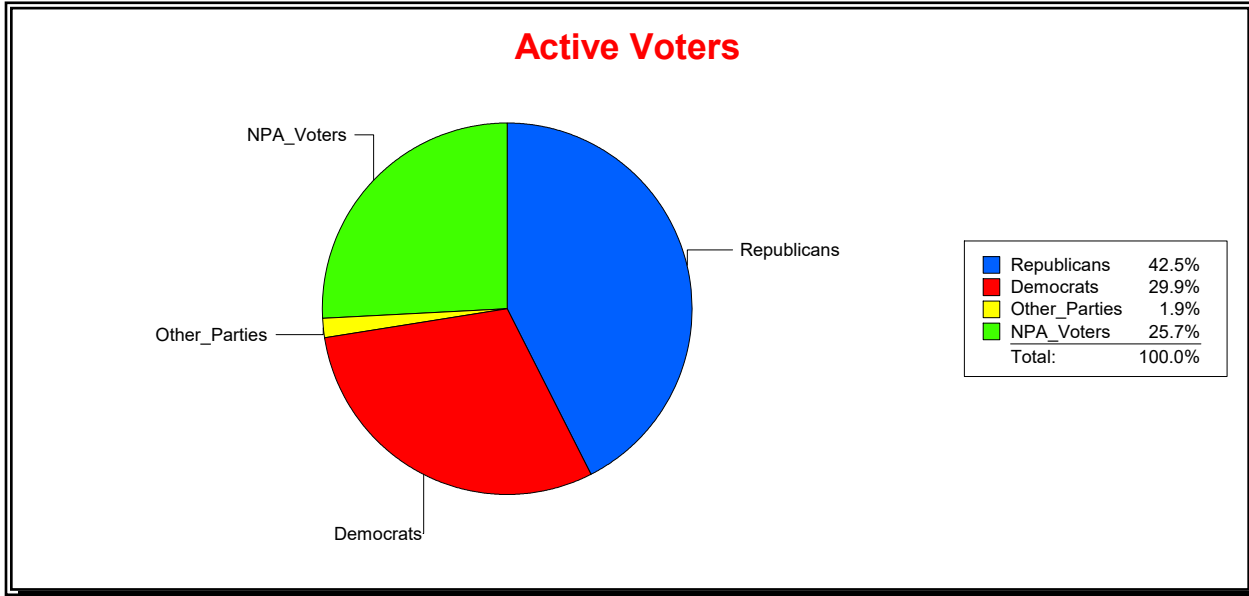
Time 08:16 AM

Graphs of District Registration

Active Registered Voters

Inactive Voters

| District | Total | Dems | Reps | NonP | Other | Total | Dems | Reps | NonP | Other |
|------------|---------|---------|---------|--------|-------|-------|-------|-------|-------|-------|
| COUNTYWIDE | 357,284 | 106,899 | 151,857 | 91,898 | 6,630 | 9,454 | 2,890 | 3,568 | 2,933 | 63 |



Ron Turner

Supervisor of Elections

Sarasota County, FL

Date 12/1/2021

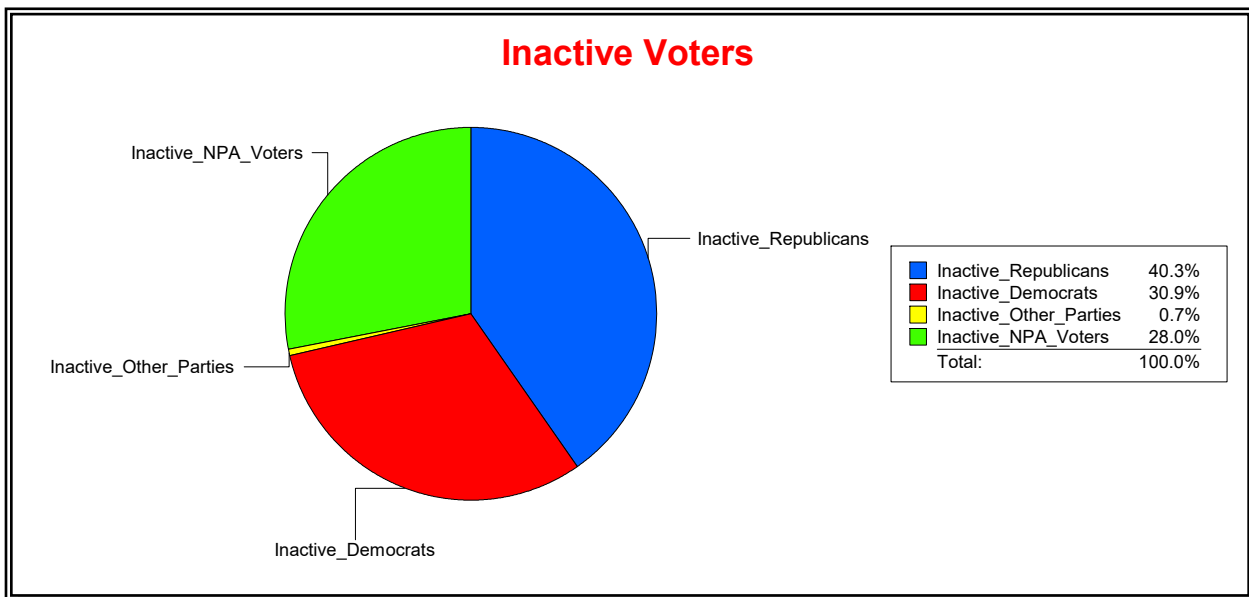
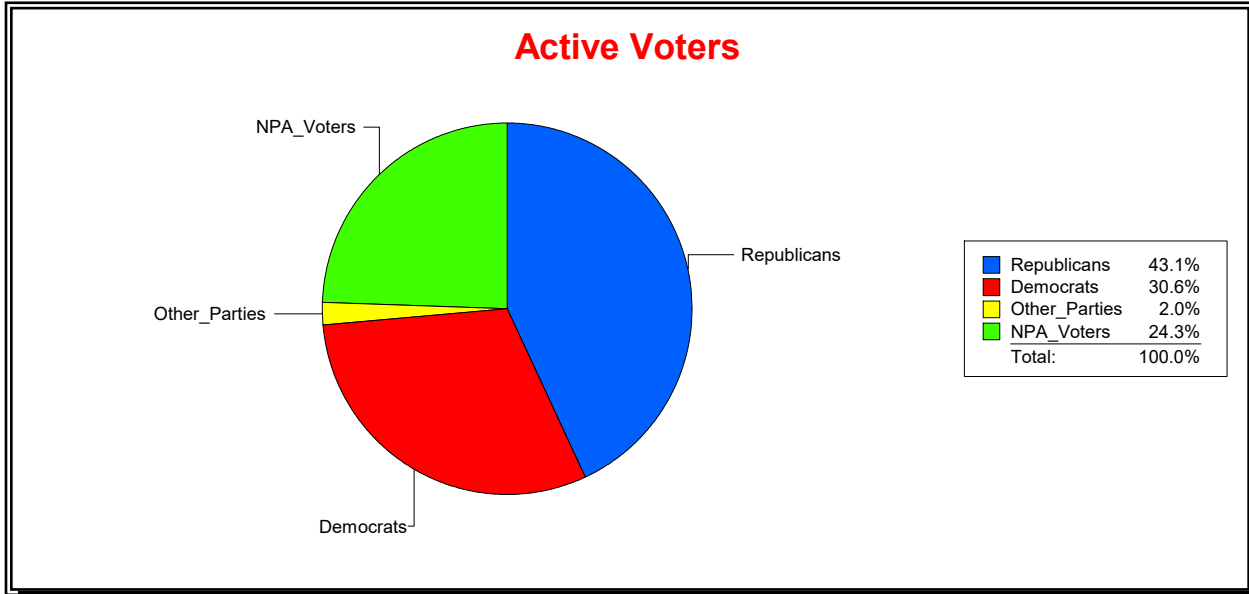
Time 08:16 AM

Graphs of District Registration

Active Registered Voters

Inactive Voters

| <u>District</u> | <u>Total</u> | <u>Dems</u> | <u>Reps</u> | <u>NonP</u> | <u>Other</u> | <u>Total</u> | <u>Dems</u> | <u>Reps</u> | <u>NonP</u> | <u>Other</u> |
|-------------------------|--------------|-------------|-------------|-------------|--------------|--------------|-------------|-------------|-------------|--------------|
| CNTY COMM DIST 1 | 73,475 | 22,447 | 31,694 | 17,891 | 1,443 | 1,755 | 543 | 708 | 491 | 13 |



Ron Turner

Supervisor of Elections

Sarasota County, FL

Date 12/1/2021

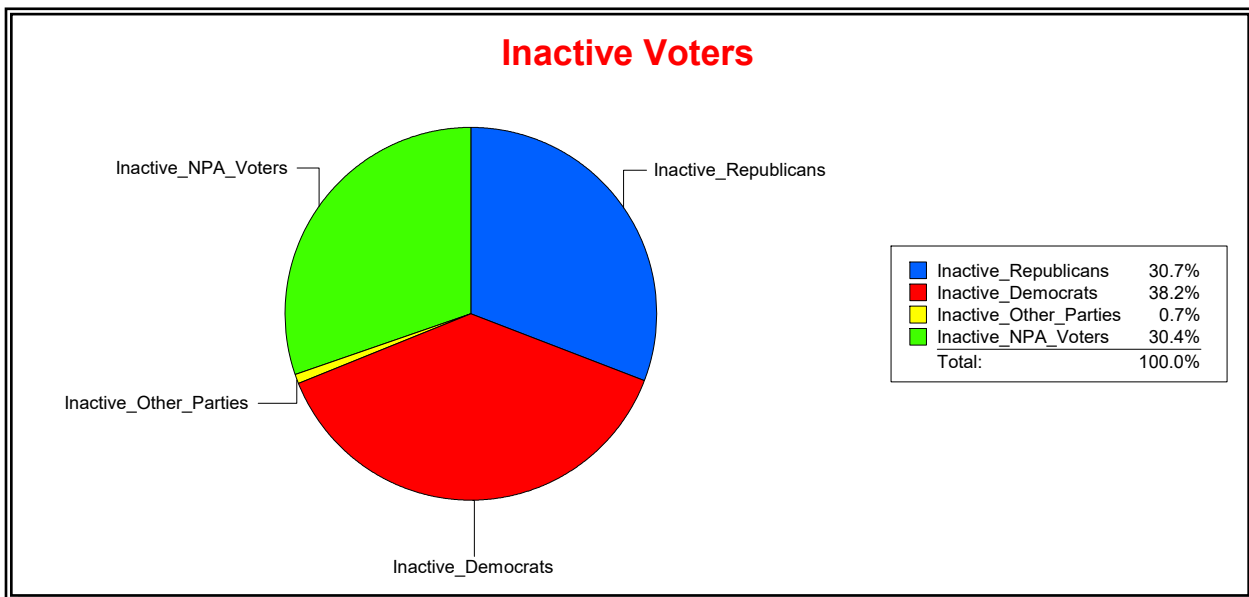
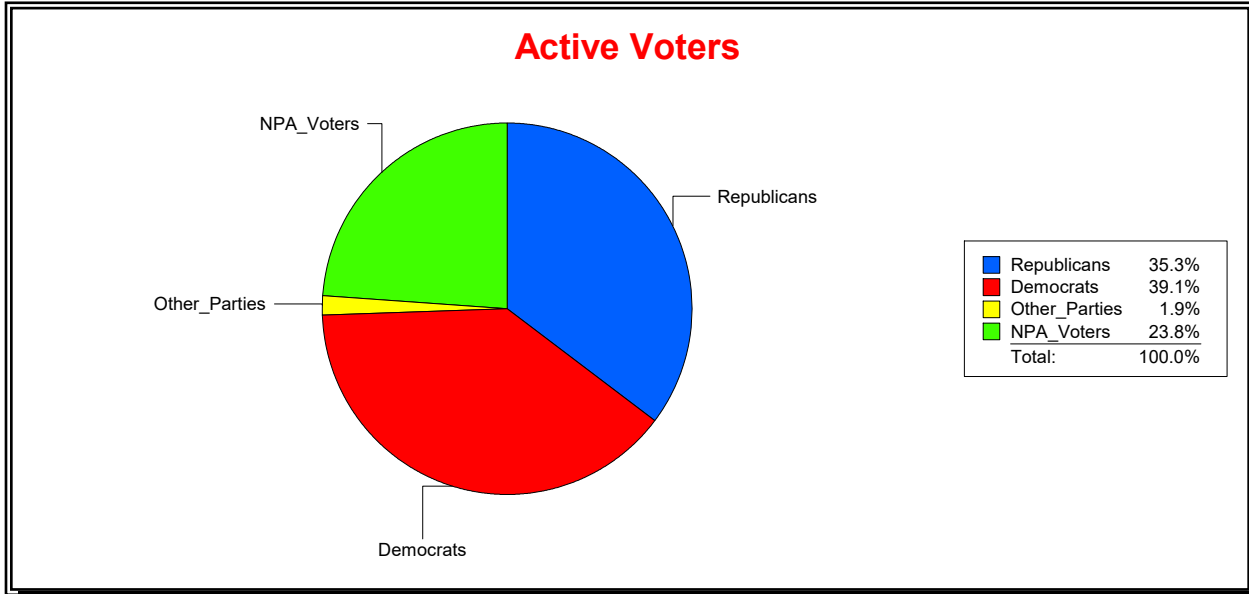
Time 08:16 AM

Graphs of District Registration

Active Registered Voters

Inactive Voters

| District | Total | Dems | Reps | NonP | Other | Total | Dems | Reps | NonP | Other |
|------------------|--------|--------|--------|--------|-------|-------|------|------|------|-------|
| CNTY COMM DIST 2 | 63,638 | 24,873 | 22,439 | 15,117 | 1,209 | 1,737 | 663 | 534 | 528 | 12 |



Ron Turner

Supervisor of Elections

Sarasota County, FL

Date 12/1/2021

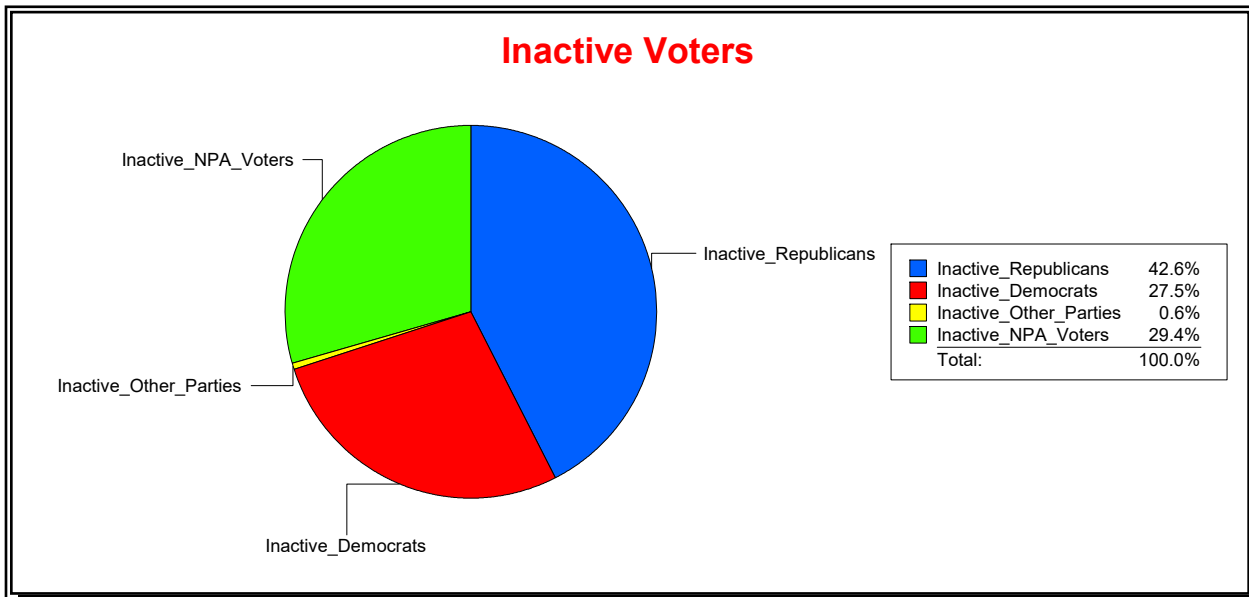
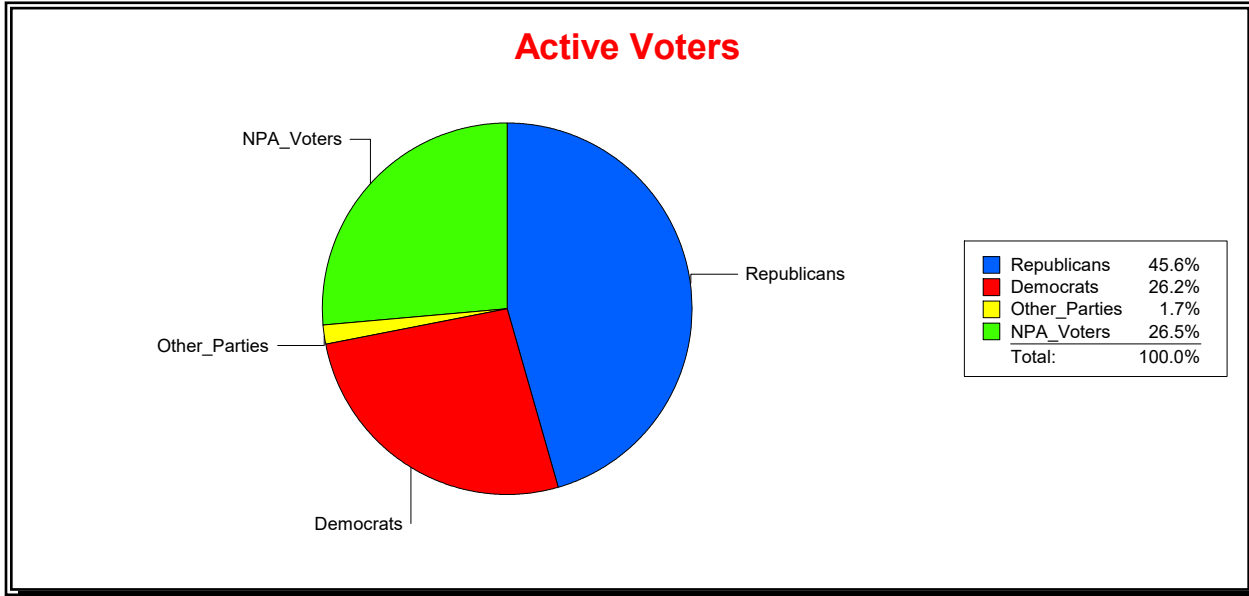
Time 08:16 AM

Graphs of District Registration

Active Registered Voters

Inactive Voters

| District | Total | Dems | Reps | NonP | Other | Total | Dems | Reps | NonP | Other |
|------------------|--------|--------|--------|--------|-------|-------|------|------|------|-------|
| CNTY COMM DIST 3 | 79,666 | 20,879 | 36,341 | 21,107 | 1,339 | 2,141 | 588 | 911 | 630 | 12 |



Ron Turner

Supervisor of Elections

Sarasota County, FL

Date 12/1/2021

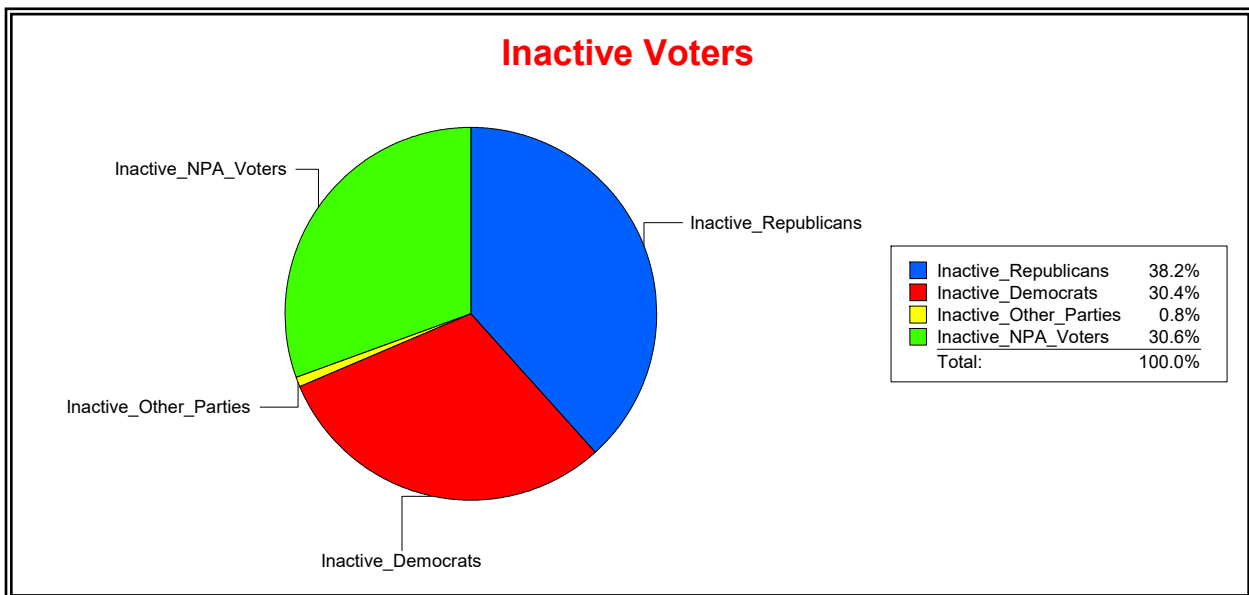
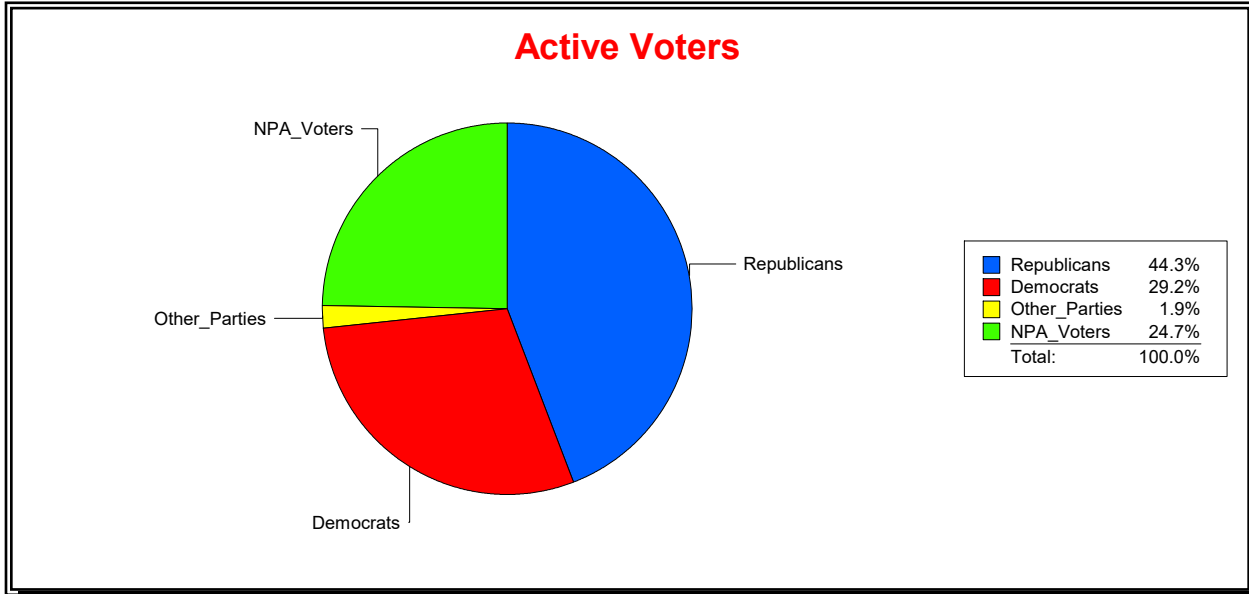
Time 08:16 AM

Graphs of District Registration

Active Registered Voters

Inactive Voters

| District | Total | Dems | Reps | NonP | Other | Total | Dems | Reps | NonP | Other |
|------------------|--------|--------|--------|--------|-------|-------|------|------|------|-------|
| CNTY COMM DIST 4 | 75,104 | 21,893 | 33,269 | 18,535 | 1,407 | 1,726 | 524 | 660 | 528 | 14 |



Ron Turner

Supervisor of Elections

Sarasota County, FL

Date 12/1/2021

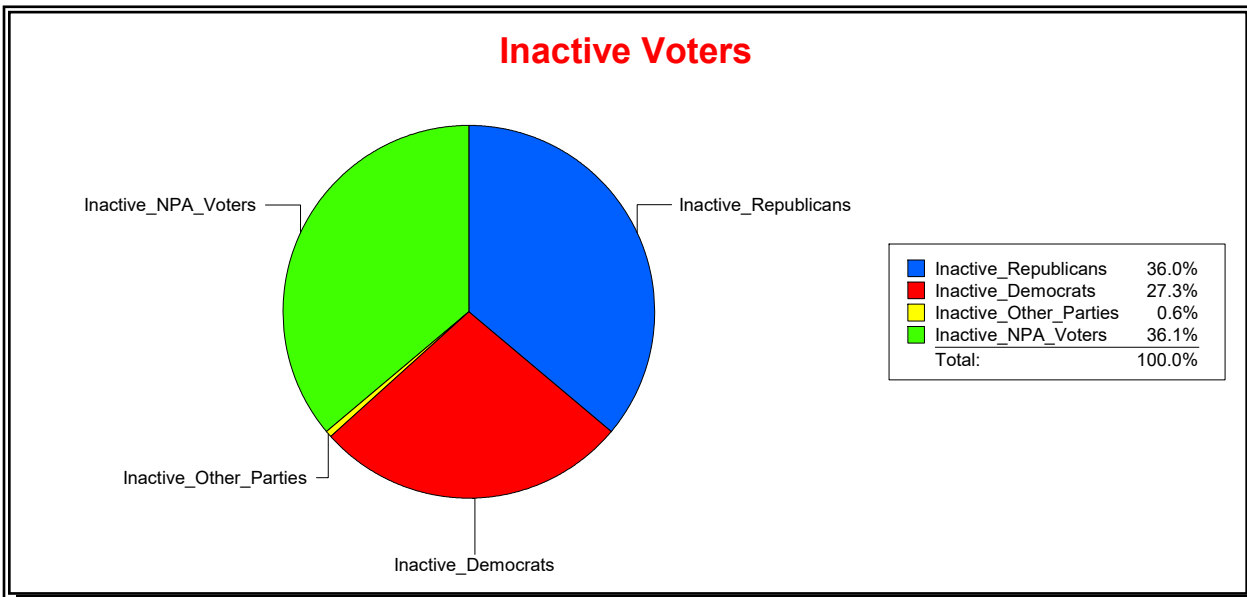
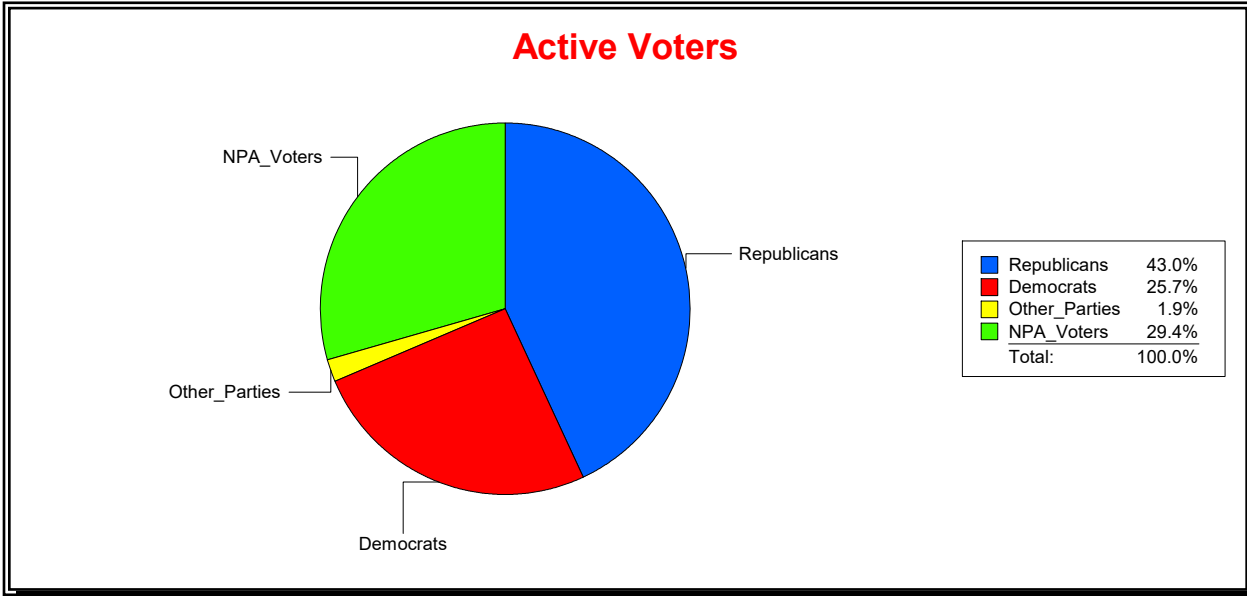
Time 08:16 AM

Graphs of District Registration

Active Registered Voters

Inactive Voters

| District | Total | Dems | Reps | NonP | Other | Total | Dems | Reps | NonP | Other |
|------------------|--------|--------|--------|--------|-------|-------|------|------|------|-------|
| CNTY COMM DIST 5 | 65,401 | 16,807 | 28,114 | 19,248 | 1,232 | 2,095 | 572 | 755 | 756 | 12 |



Ron Turner

Supervisor of Elections

Sarasota County, FL

Date 12/1/2021

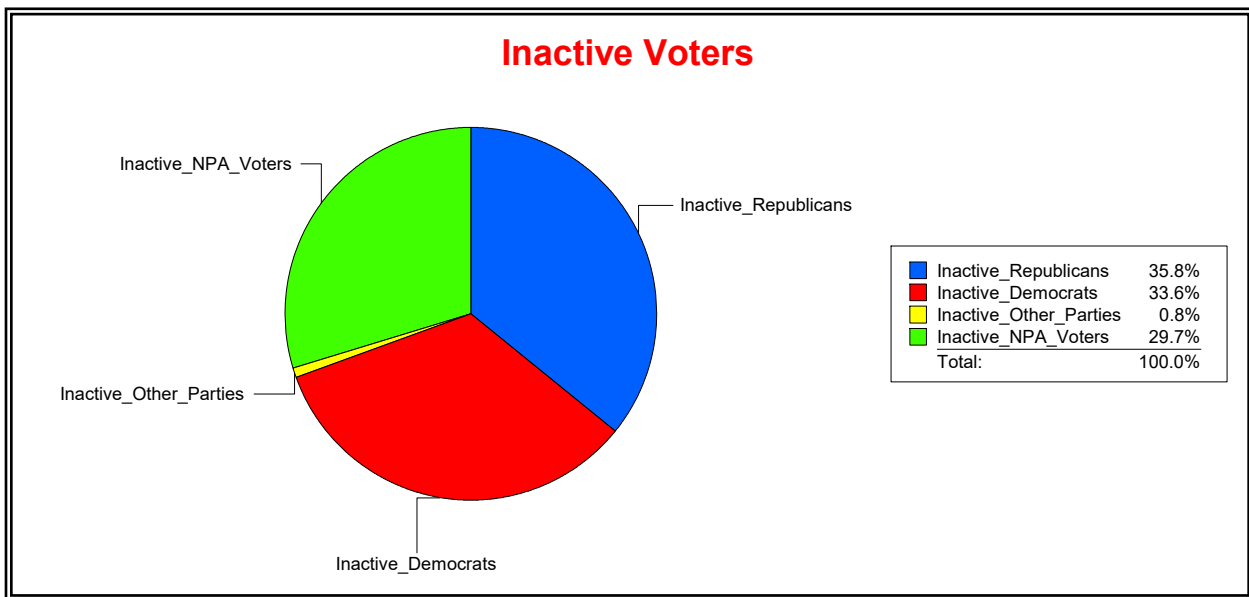
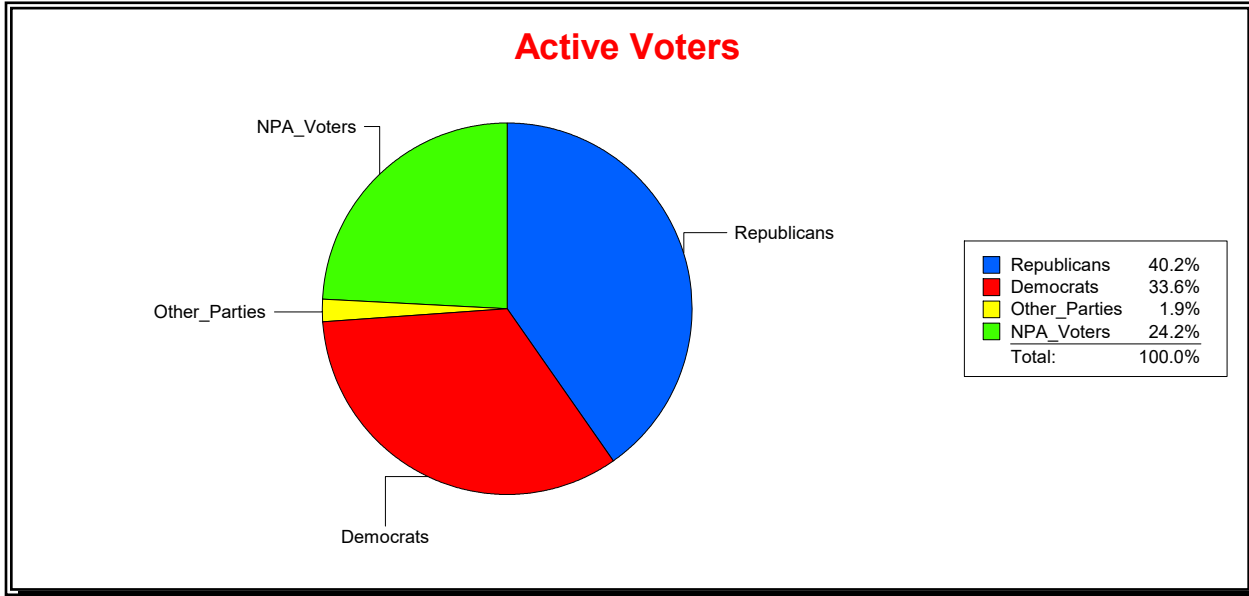
Time 08:16 AM

Graphs of District Registration

Active Registered Voters

Inactive Voters

| District | Total | Dems | Reps | NonP | Other | Total | Dems | Reps | NonP | Other |
|--------------------|---------|--------|--------|--------|-------|-------|-------|-------|-------|-------|
| 16TH CONGRESS DIST | 189,718 | 63,695 | 76,355 | 45,994 | 3,674 | 4,670 | 1,571 | 1,674 | 1,389 | 36 |



Ron Turner

Supervisor of Elections

Sarasota County, FL

Date 12/1/2021

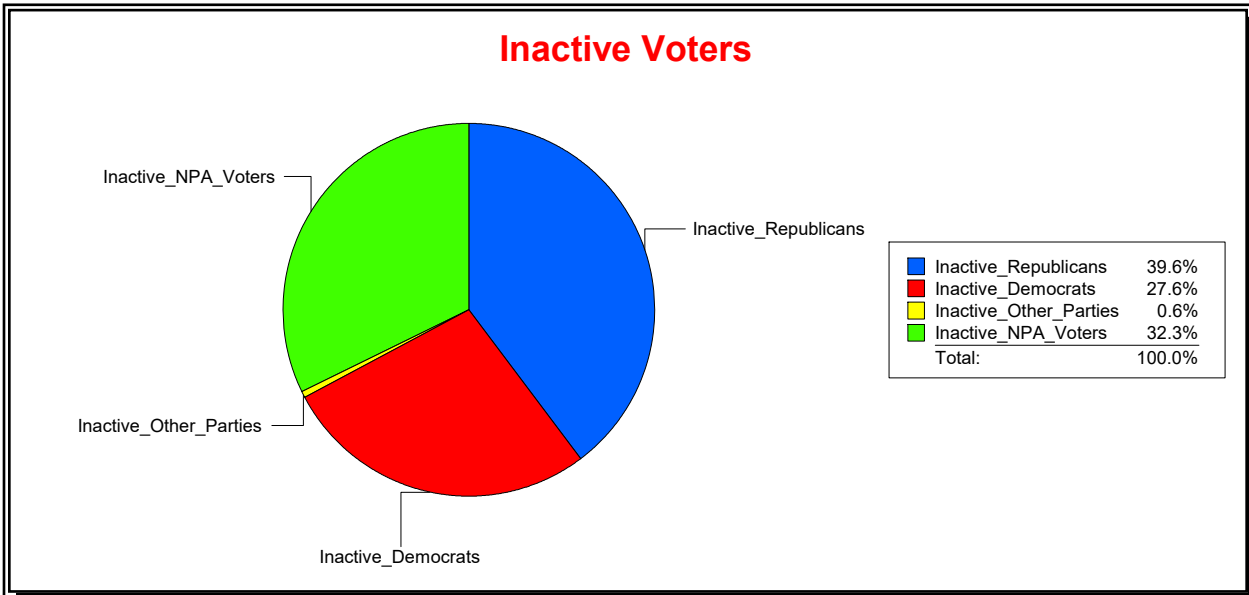
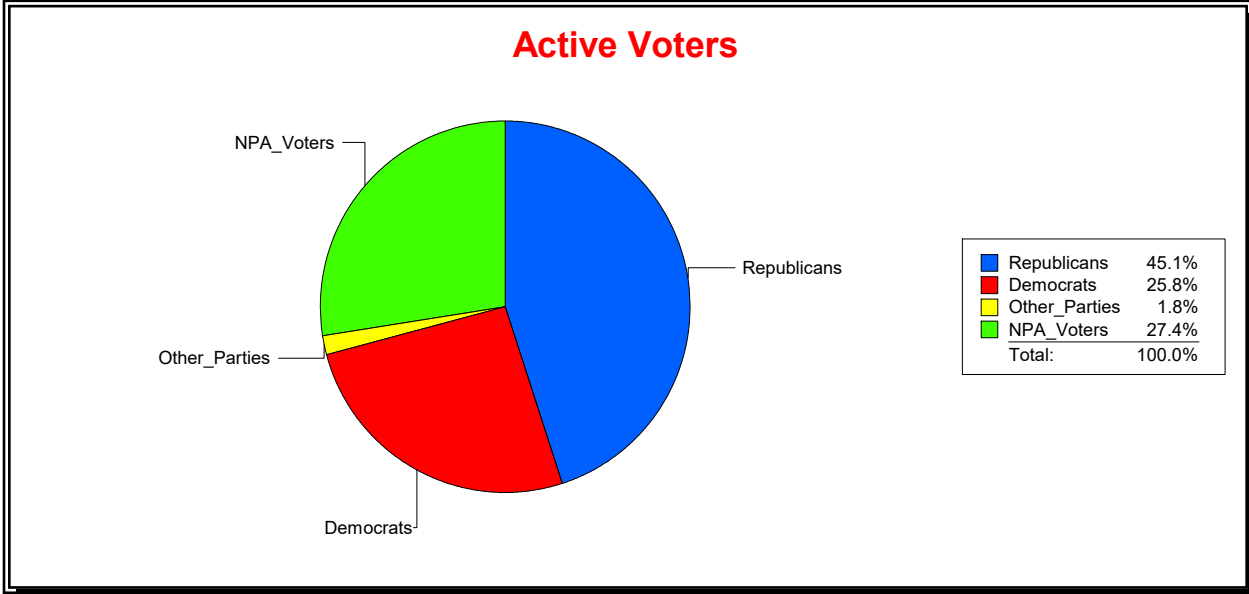
Time 08:16 AM

Graphs of District Registration

Active Registered Voters

Inactive Voters

| District | Total | Dems | Reps | NonP | Other | Total | Dems | Reps | NonP | Other |
|--------------------|---------|--------|--------|--------|-------|-------|-------|-------|-------|-------|
| 17TH CONGRESS DIST | 167,566 | 43,204 | 75,502 | 45,904 | 2,956 | 4,784 | 1,319 | 1,894 | 1,544 | 27 |



Ron Turner

Supervisor of Elections

Sarasota County, FL

Date 12/1/2021

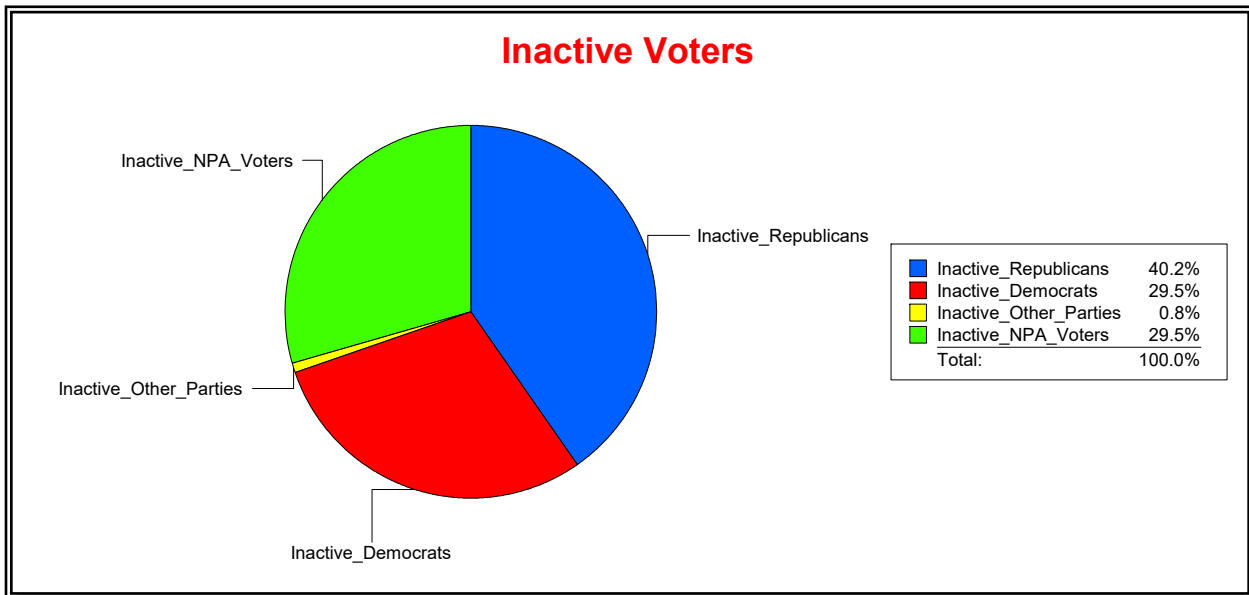
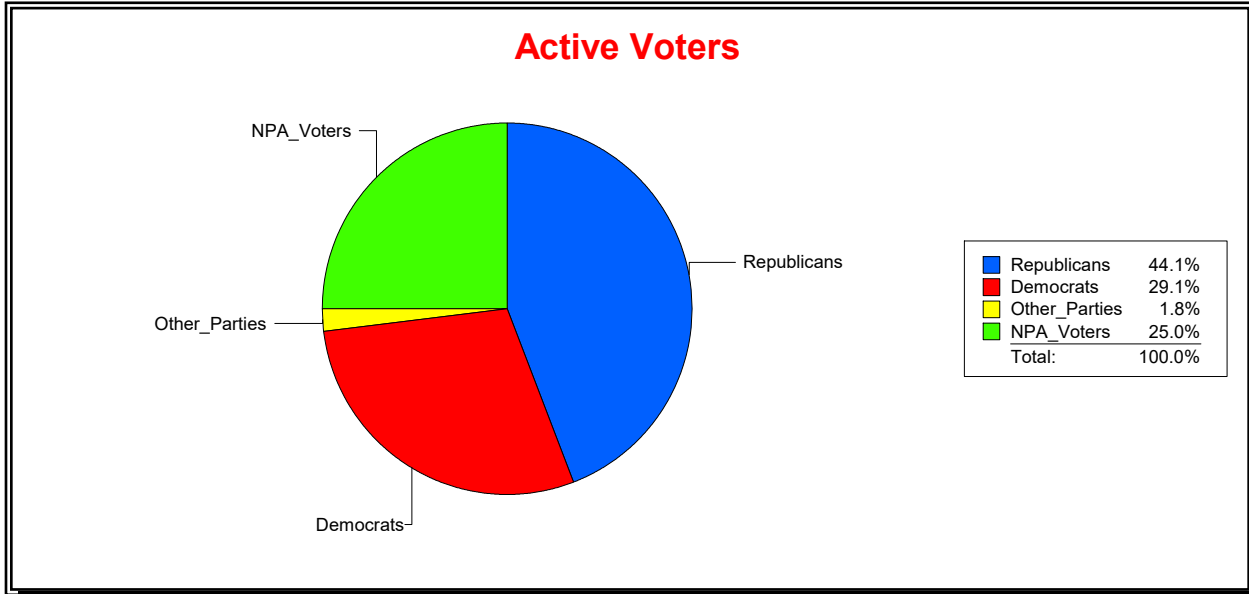
Time 08:16 AM

Graphs of District Registration

Active Registered Voters

Inactive Voters

| <u>District</u> | <u>Total</u> | <u>Dems</u> | <u>Reps</u> | <u>NonP</u> | <u>Other</u> | <u>Total</u> | <u>Dems</u> | <u>Reps</u> | <u>NonP</u> | <u>Other</u> |
|-----------------|--------------|-------------|-------------|-------------|--------------|--------------|-------------|-------------|-------------|--------------|
| COUNTY | 229,972 | 66,828 | 101,425 | 57,531 | 4,188 | 5,535 | 1,634 | 2,225 | 1,633 | 43 |



Ron Turner

Supervisor of Elections

Sarasota County, FL

Date 12/1/2021

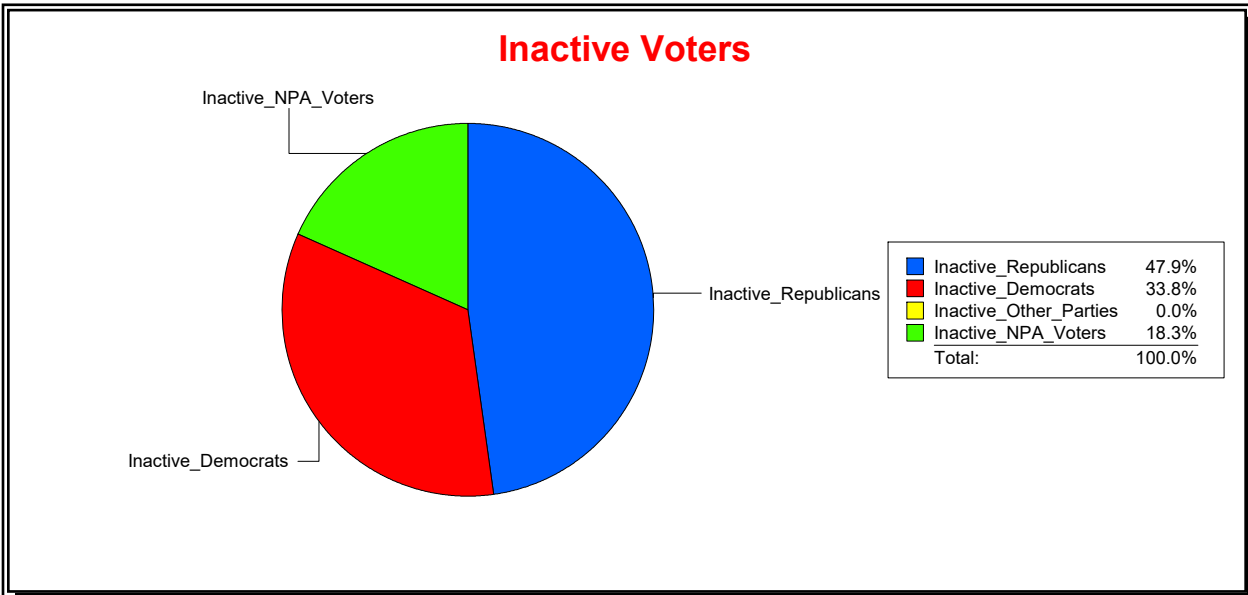
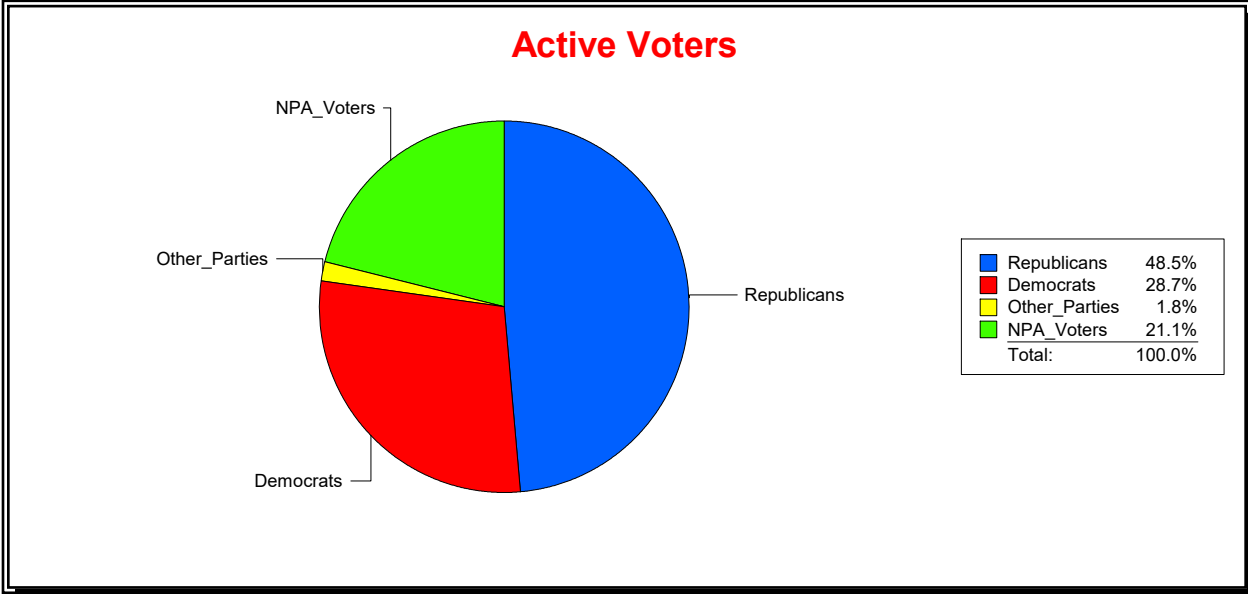
Time 08:16 AM

Graphs of District Registration

Active Registered Voters

Inactive Voters

| <u>District</u> | <u>Total</u> | <u>Dems</u> | <u>Reps</u> | <u>NonP</u> | <u>Other</u> | <u>Total</u> | <u>Dems</u> | <u>Reps</u> | <u>NonP</u> | <u>Other</u> |
|--------------------------|--------------|-------------|-------------|-------------|--------------|--------------|-------------|-------------|-------------|--------------|
| LONGBOAT KEY DIST | 4,842 | 1,388 | 2,348 | 1,020 | 86 | 71 | 24 | 34 | 13 | 0 |



Ron Turner

Supervisor of Elections

Sarasota County, FL

Date 12/1/2021

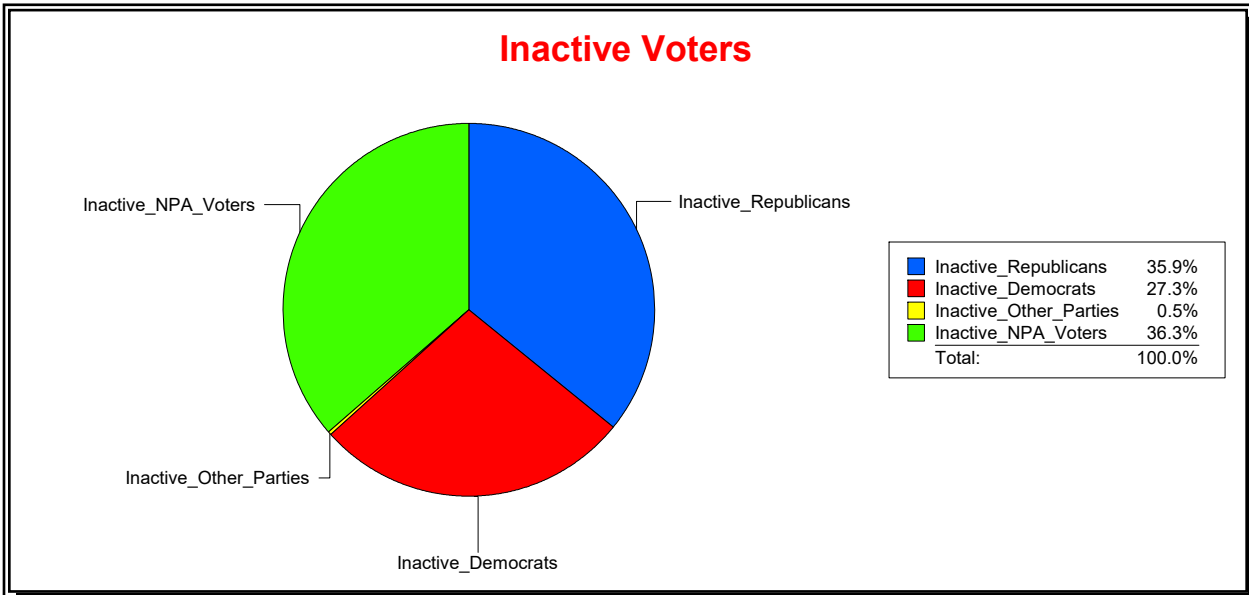
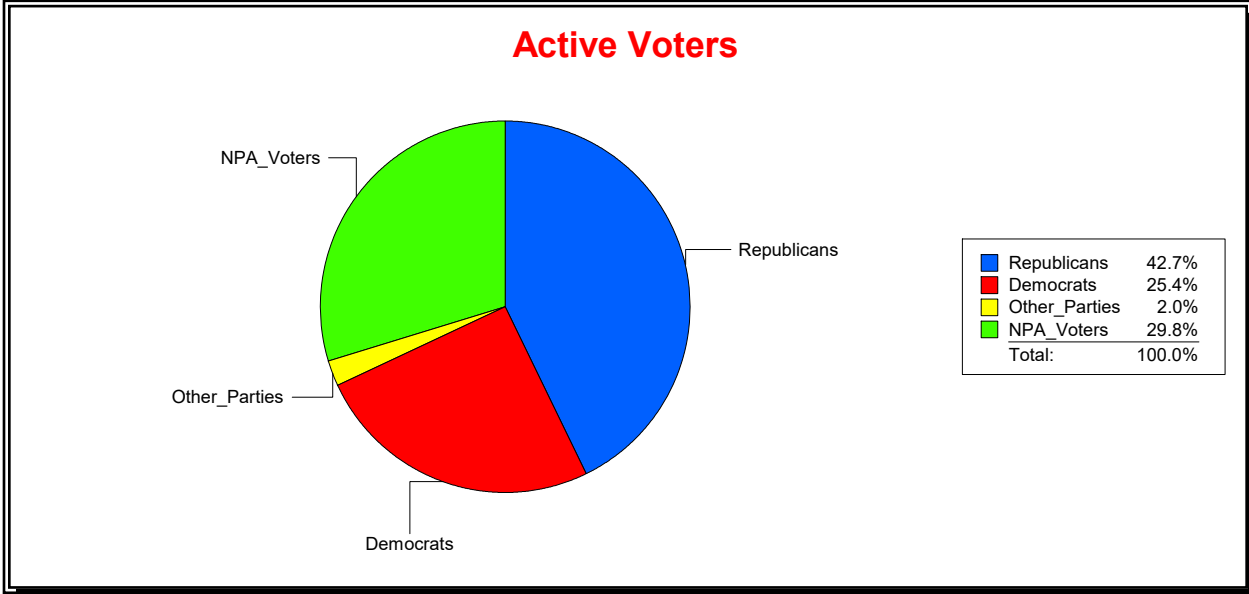
Time 08:16 AM

Graphs of District Registration

Active Registered Voters

Inactive Voters

| District | Total | Dems | Reps | NonP | Other | Total | Dems | Reps | NonP | Other |
|-------------------------|--------|--------|--------|--------|-------|-------|------|------|------|-------|
| NORTH PORT DIST5 | 59,104 | 15,034 | 25,249 | 17,642 | 1,179 | 1,829 | 500 | 656 | 664 | 9 |



Ron Turner

Supervisor of Elections

Sarasota County, FL

Date 12/1/2021

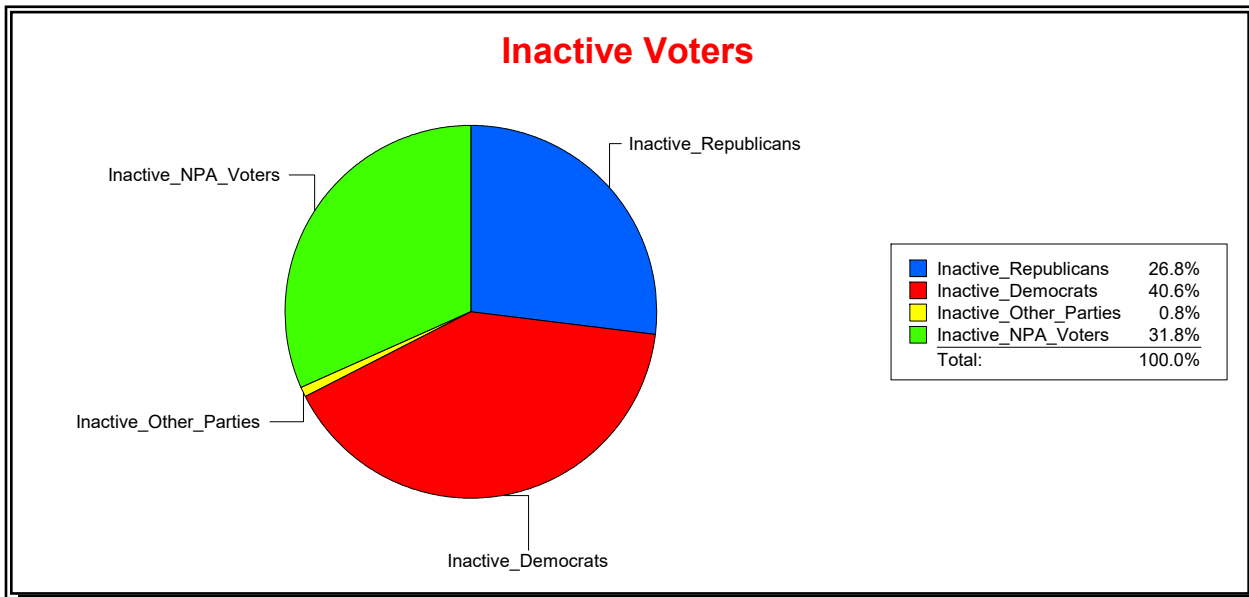
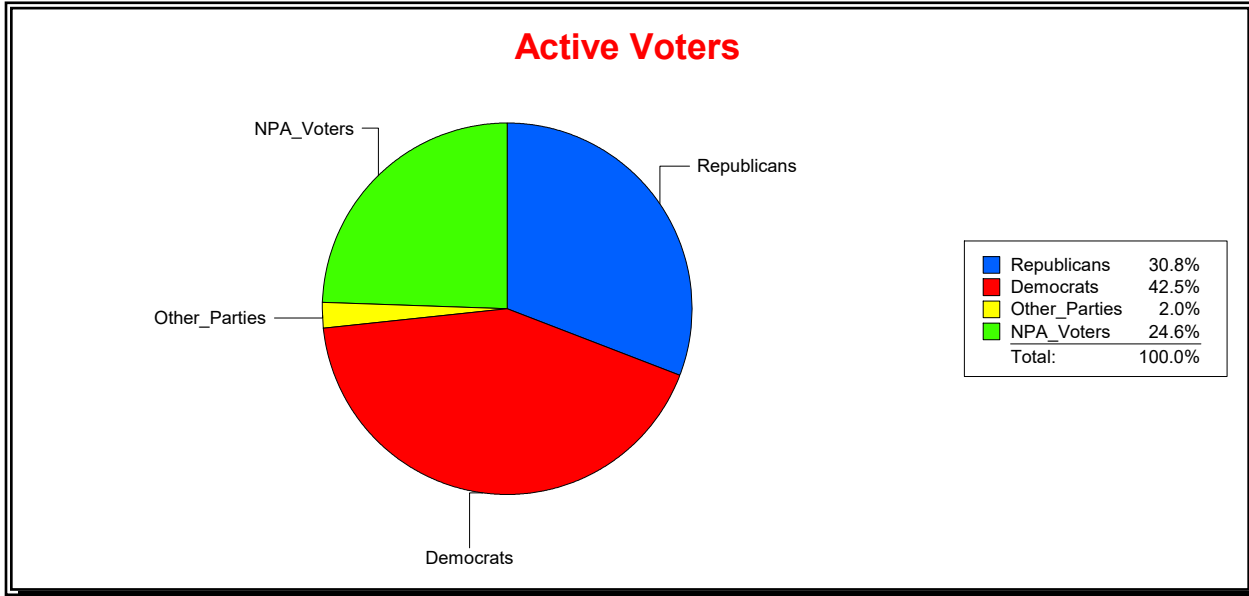
Time 08:16 AM

Graphs of District Registration

Active Registered Voters

Inactive Voters

| District | Total | Dems | Reps | NonP | Other | Total | Dems | Reps | NonP | Other |
|----------------|--------|--------|--------|--------|-------|-------|------|------|------|-------|
| SARASOTA DIST5 | 40,985 | 17,436 | 12,642 | 10,071 | 836 | 1,272 | 517 | 341 | 404 | 10 |



Ron Turner

Supervisor of Elections

Sarasota County, FL

Date 12/1/2021

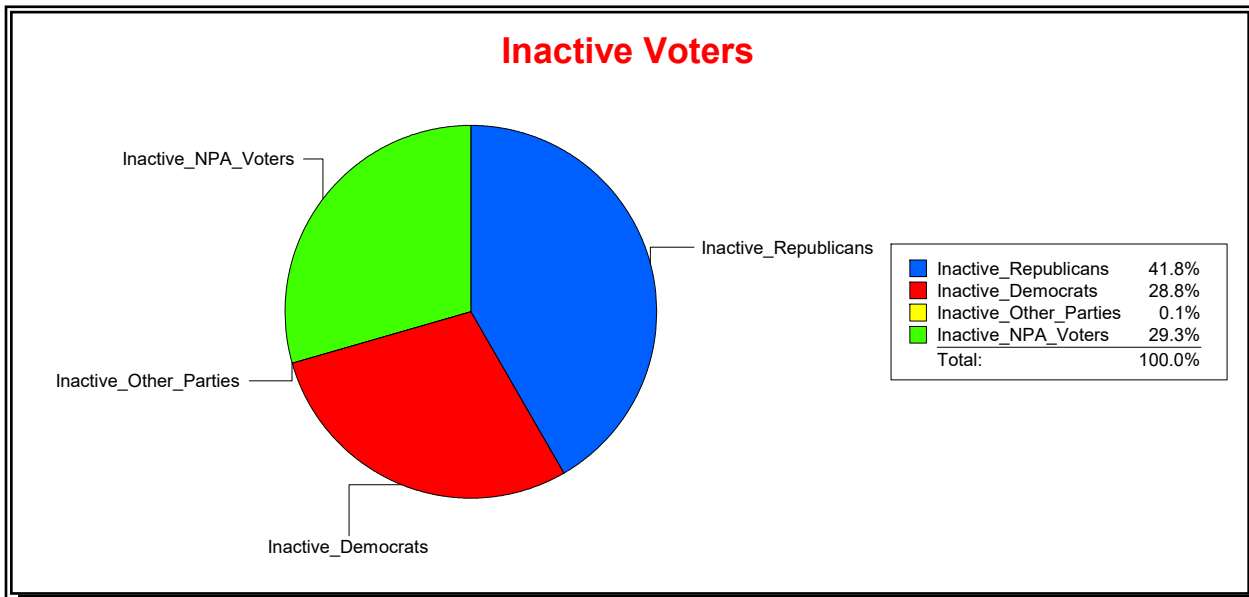
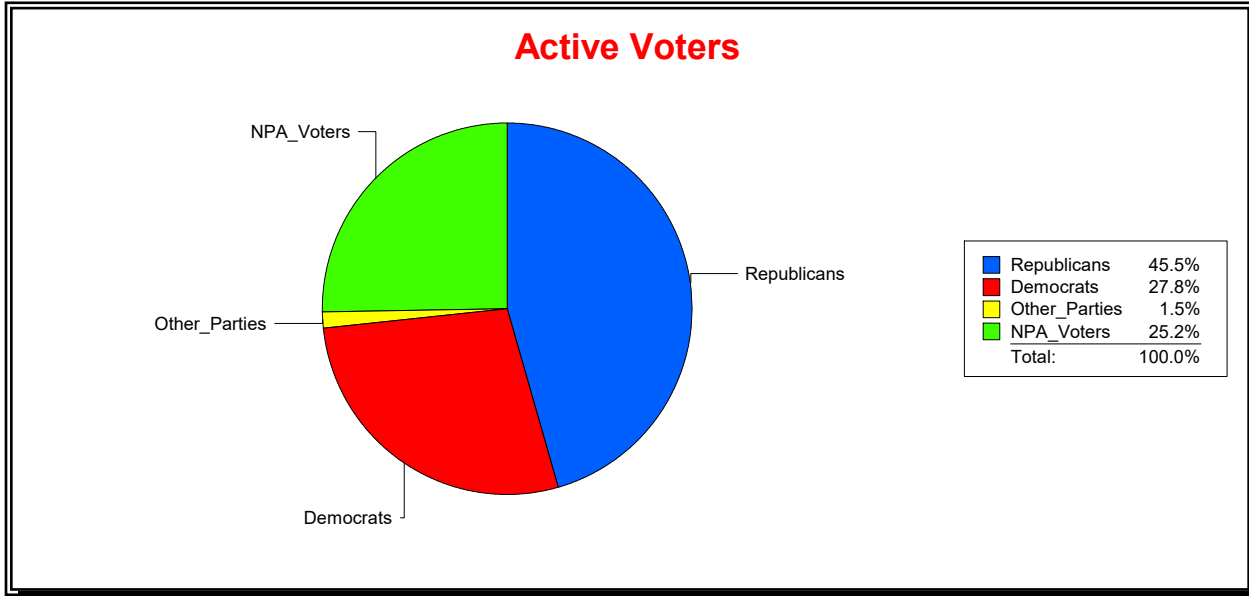
Time 08:16 AM

Graphs of District Registration

Active Registered Voters

Inactive Voters

| <u>District</u> | <u>Total</u> | <u>Dems</u> | <u>Reps</u> | <u>NonP</u> | <u>Other</u> | <u>Total</u> | <u>Dems</u> | <u>Reps</u> | <u>NonP</u> | <u>Other</u> |
|---------------------|--------------|-------------|-------------|-------------|--------------|--------------|-------------|-------------|-------------|--------------|
| VENICE DIST5 | 22,381 | 6,213 | 10,193 | 5,634 | 341 | 747 | 215 | 312 | 219 | 1 |



Ron Turner

Supervisor of Elections

Sarasota County, FL

Date 12/1/2021

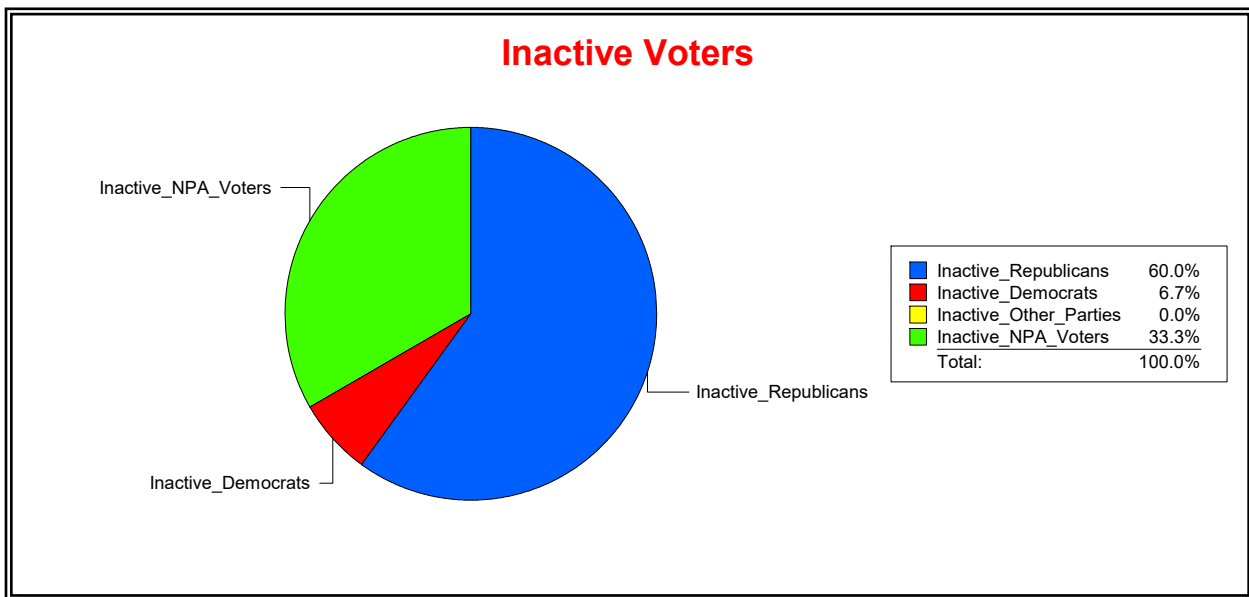
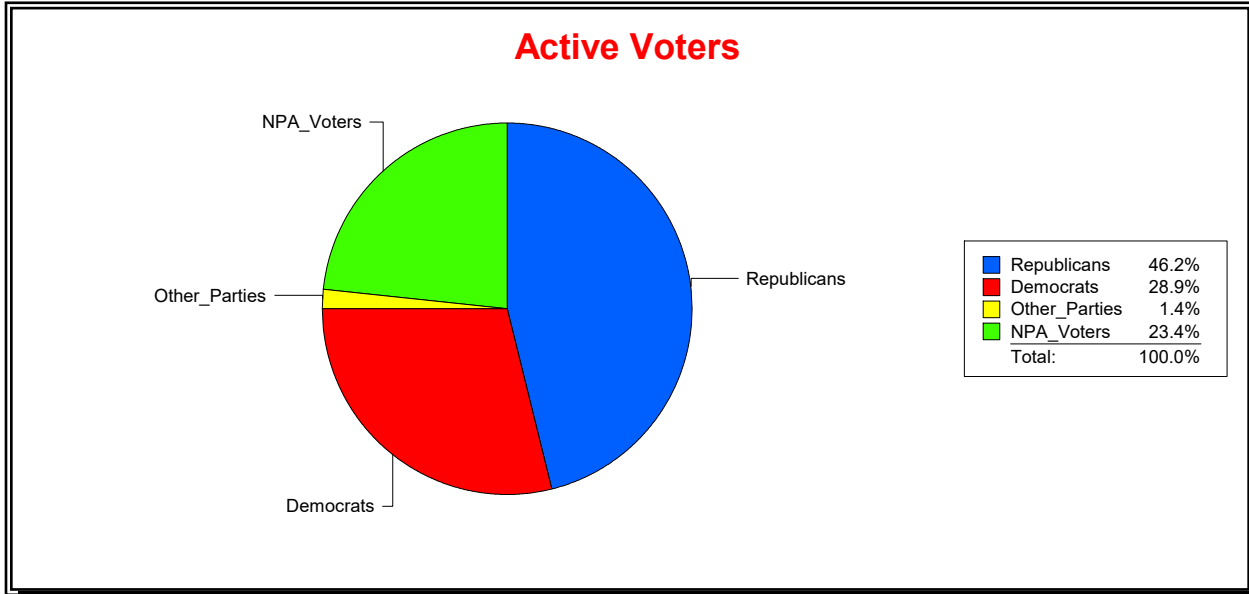
Time 08:16 AM

Graphs of District Registration

Active Registered Voters

Inactive Voters

| <u>District</u> | <u>Total</u> | <u>Dems</u> | <u>Reps</u> | <u>NonP</u> | <u>Other</u> | <u>Total</u> | <u>Dems</u> | <u>Reps</u> | <u>NonP</u> | <u>Other</u> |
|--------------------------|--------------|-------------|-------------|-------------|--------------|--------------|-------------|-------------|-------------|--------------|
| GOLDEN GATE POINT | 418 | 121 | 193 | 98 | 6 | 15 | 1 | 9 | 5 | 0 |



Ron Turner

Supervisor of Elections

Sarasota County, FL

Date 12/1/2021

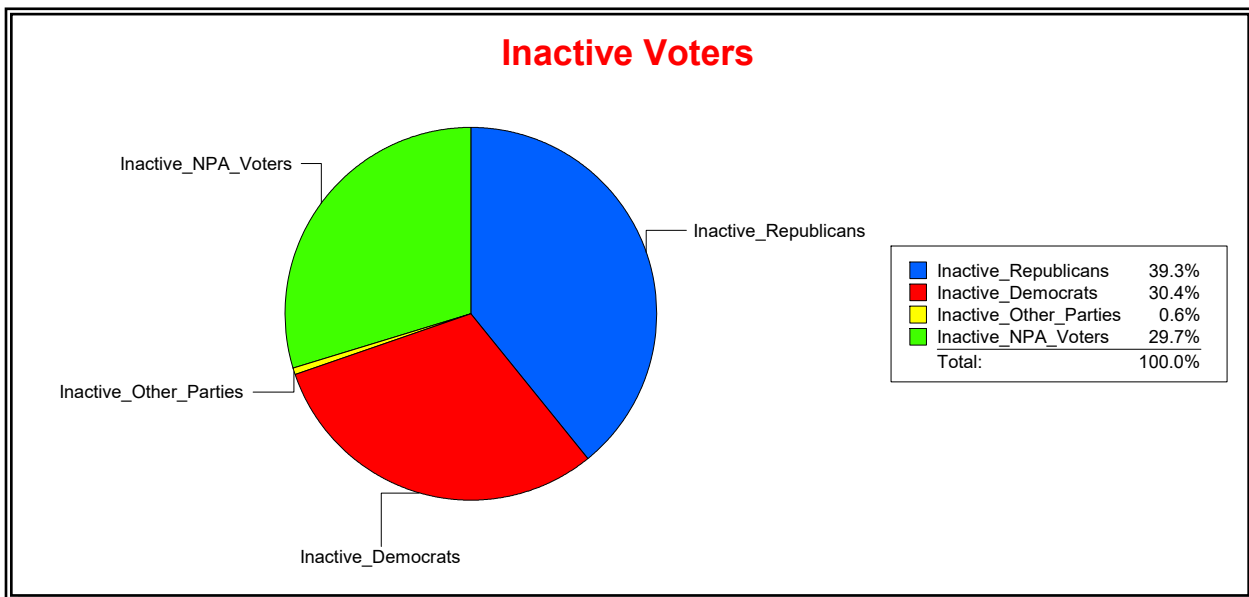
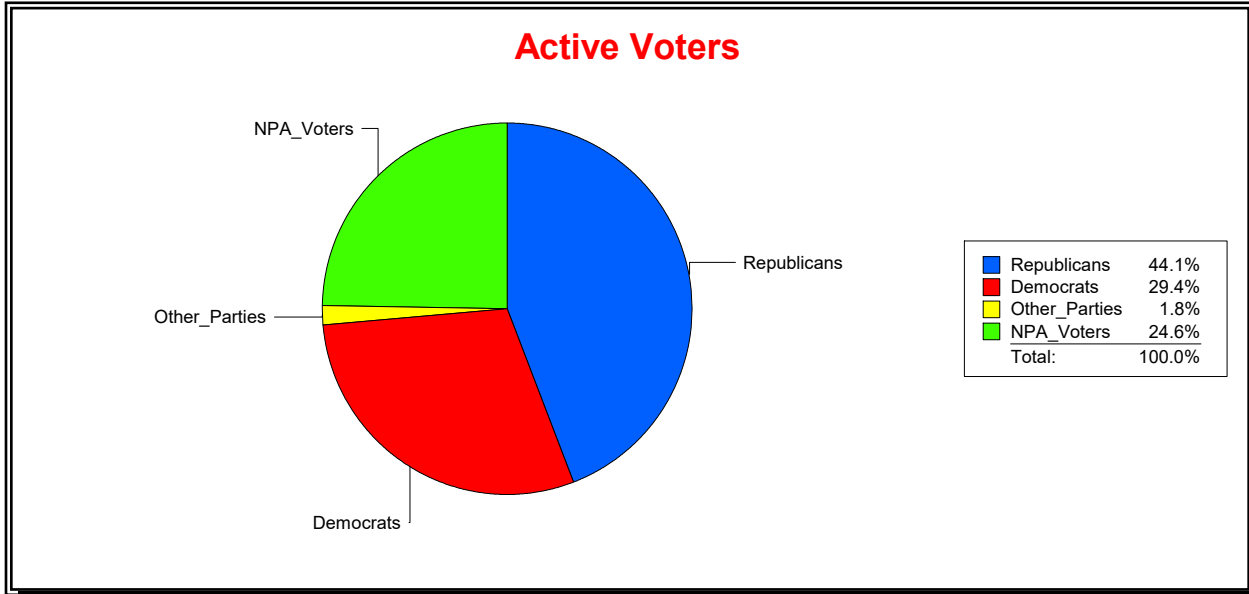
Time 08:16 AM

Graphs of District Registration

Active Registered Voters

Inactive Voters

| District | Total | Dems | Reps | NonP | Other | Total | Dems | Reps | NonP | Other |
|------------------------|---------|--------|--------|--------|-------|-------|------|-------|------|-------|
| HOSPITAL BOARD CENTRAL | 121,904 | 35,883 | 53,790 | 30,021 | 2,210 | 3,026 | 921 | 1,188 | 899 | 18 |



Ron Turner

Supervisor of Elections

Sarasota County, FL

Date 12/1/2021

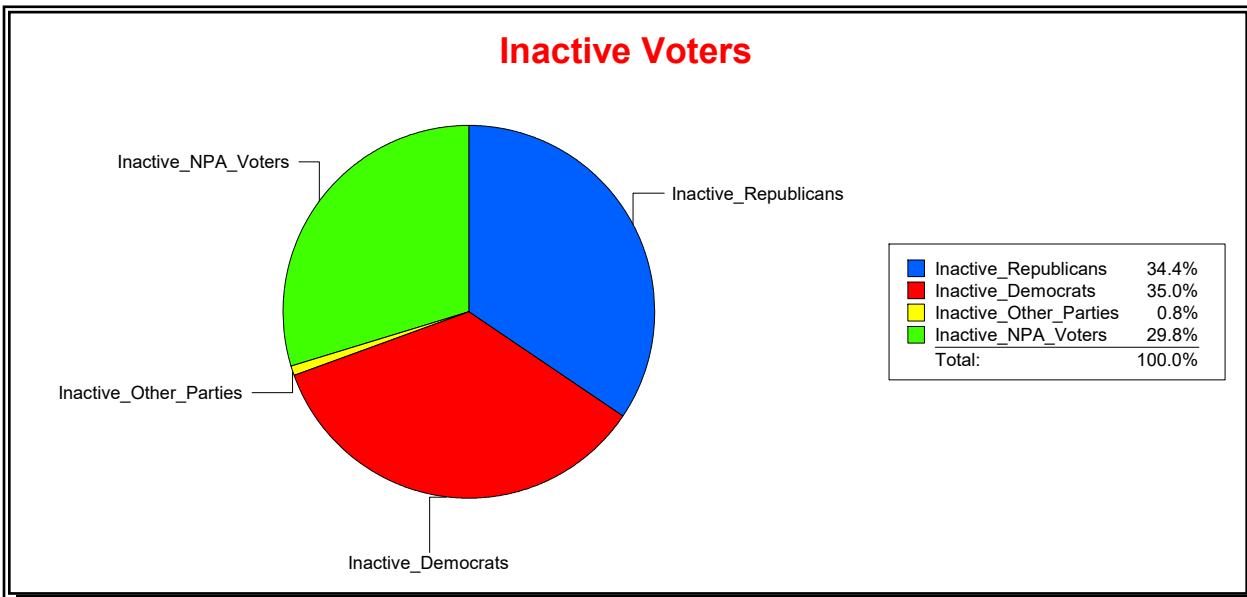
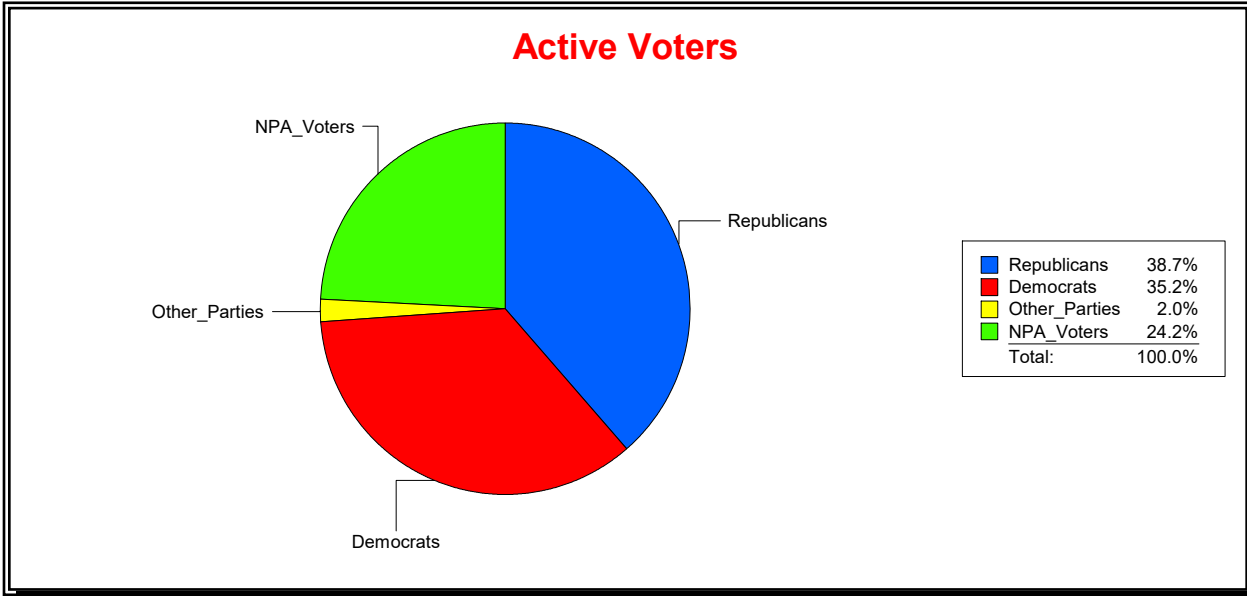
Time 08:16 AM

Graphs of District Registration

Active Registered Voters

Inactive Voters

| District | Total | Dems | Reps | NonP | Other | Total | Dems | Reps | NonP | Other |
|-----------------------------|---------|--------|--------|--------|-------|-------|------|------|------|-------|
| HOSPITAL BOARD NORTH | 108,774 | 38,261 | 42,058 | 26,326 | 2,129 | 2,735 | 957 | 942 | 814 | 22 |



Ron Turner

Supervisor of Elections

Sarasota County, FL

Date 12/1/2021

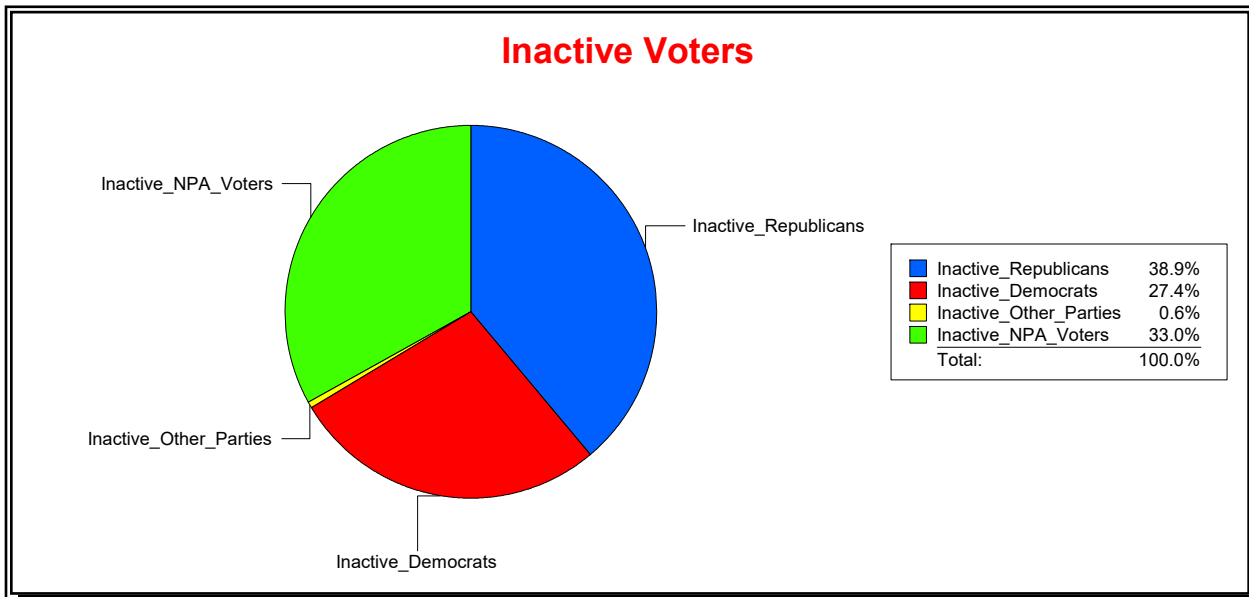
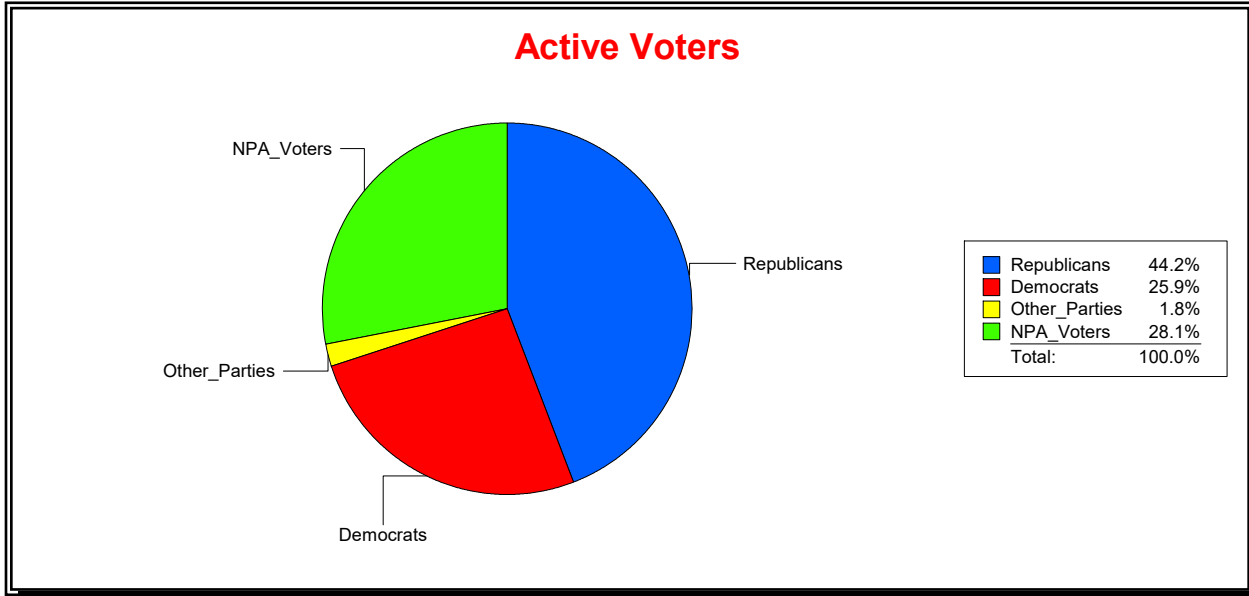
Time 08:16 AM

Graphs of District Registration

Active Registered Voters

Inactive Voters

| District | Total | Dems | Reps | NonP | Other | Total | Dems | Reps | NonP | Other |
|----------------------|---------|--------|--------|--------|-------|-------|-------|-------|-------|-------|
| HOSPITAL BOARD SOUTH | 126,606 | 32,755 | 56,009 | 35,551 | 2,291 | 3,693 | 1,012 | 1,438 | 1,220 | 23 |



Ron Turner

Supervisor of Elections

Sarasota County, FL

Date 12/1/2021

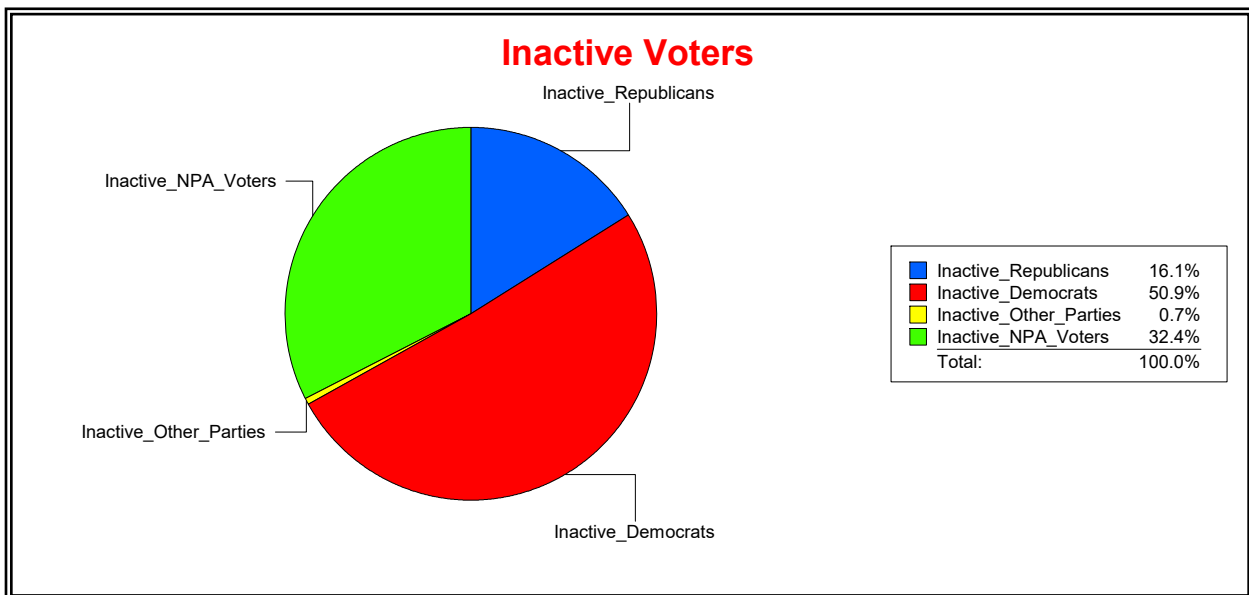
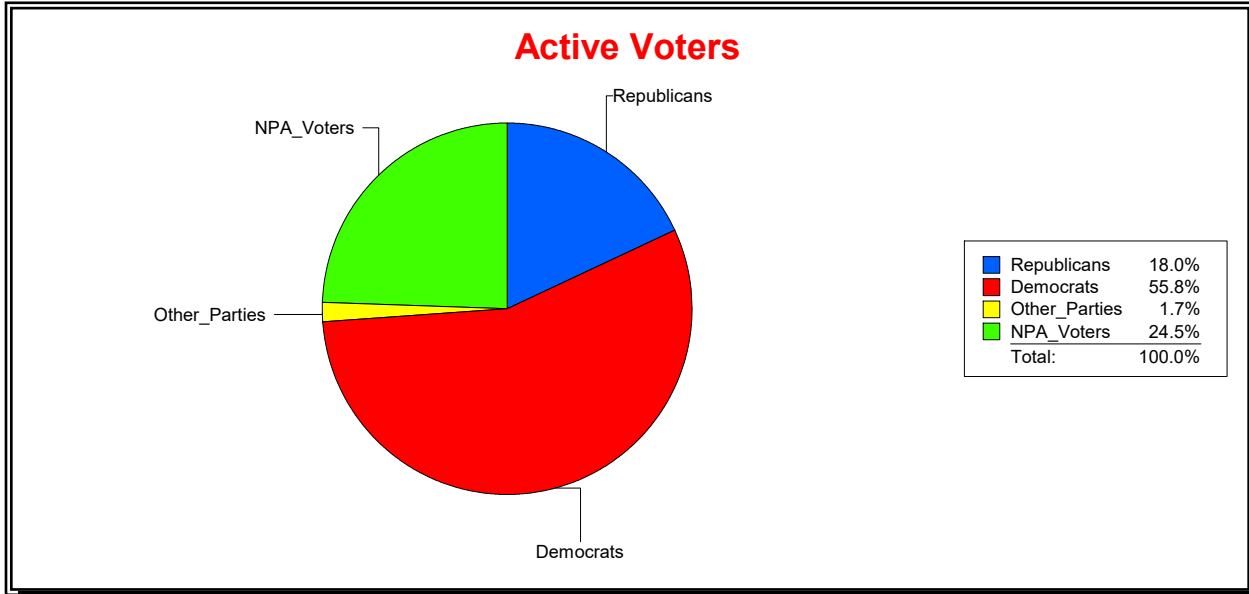
Time 08:16 AM

Graphs of District Registration

Active Registered Voters

Inactive Voters

| <u>District</u> | <u>Total</u> | <u>Dems</u> | <u>Reps</u> | <u>NonP</u> | <u>Other</u> | <u>Total</u> | <u>Dems</u> | <u>Reps</u> | <u>NonP</u> | <u>Other</u> |
|----------------------------|--------------|-------------|-------------|-------------|--------------|--------------|-------------|-------------|-------------|--------------|
| STATE HOUSE DIST 70 | 12,986 | 7,248 | 2,333 | 3,182 | 223 | 411 | 209 | 66 | 133 | 3 |



Ron Turner

Supervisor of Elections

Sarasota County, FL

Date 12/1/2021

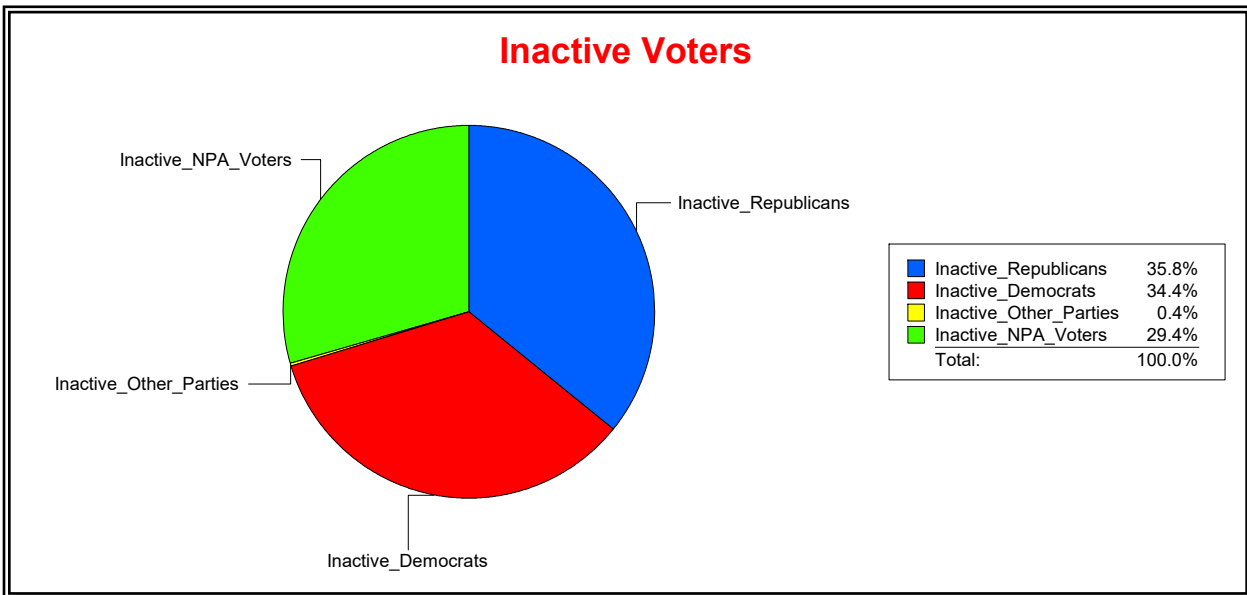
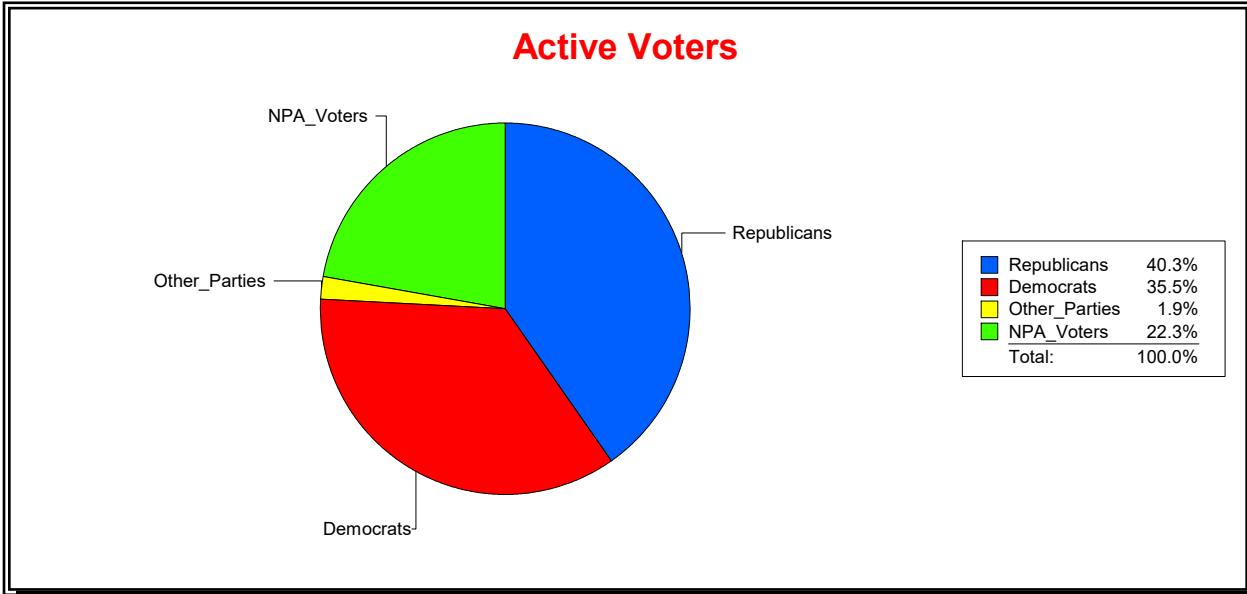
Time 08:16 AM

Graphs of District Registration

Active Registered Voters

Inactive Voters

| <u>District</u> | <u>Total</u> | <u>Dems</u> | <u>Reps</u> | <u>NonP</u> | <u>Other</u> | <u>Total</u> | <u>Dems</u> | <u>Reps</u> | <u>NonP</u> | <u>Other</u> |
|----------------------------|--------------|-------------|-------------|-------------|--------------|--------------|-------------|-------------|-------------|--------------|
| STATE HOUSE DIST 71 | 21,294 | 7,562 | 8,578 | 4,741 | 413 | 517 | 178 | 185 | 152 | 2 |



Ron Turner

Supervisor of Elections

Sarasota County, FL

Date 12/1/2021

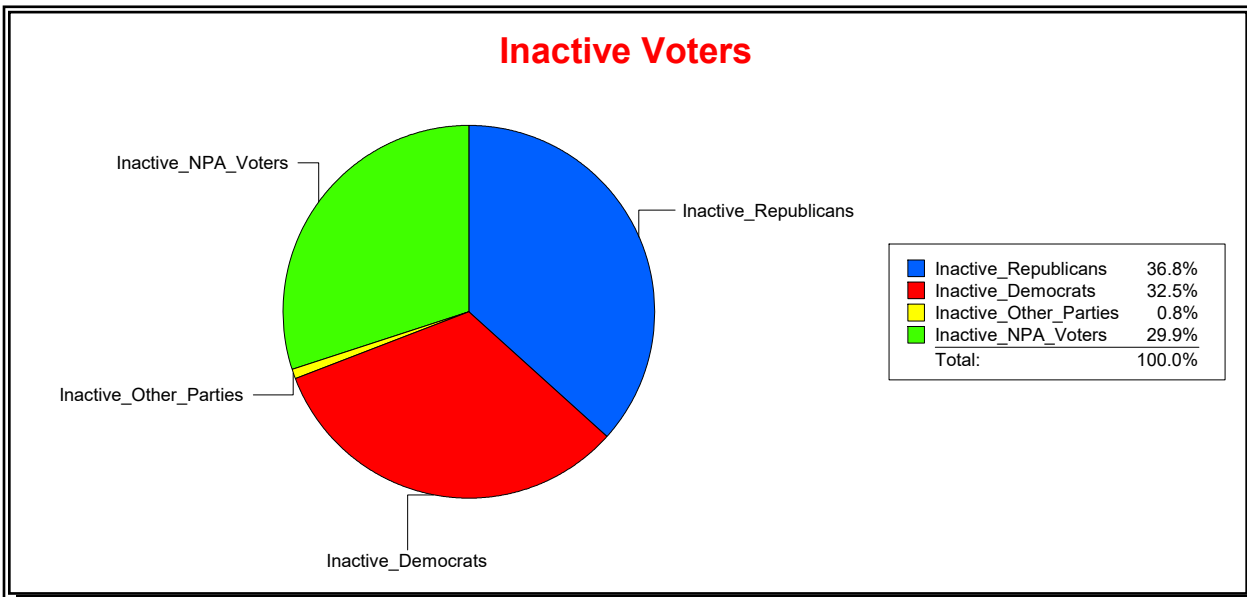
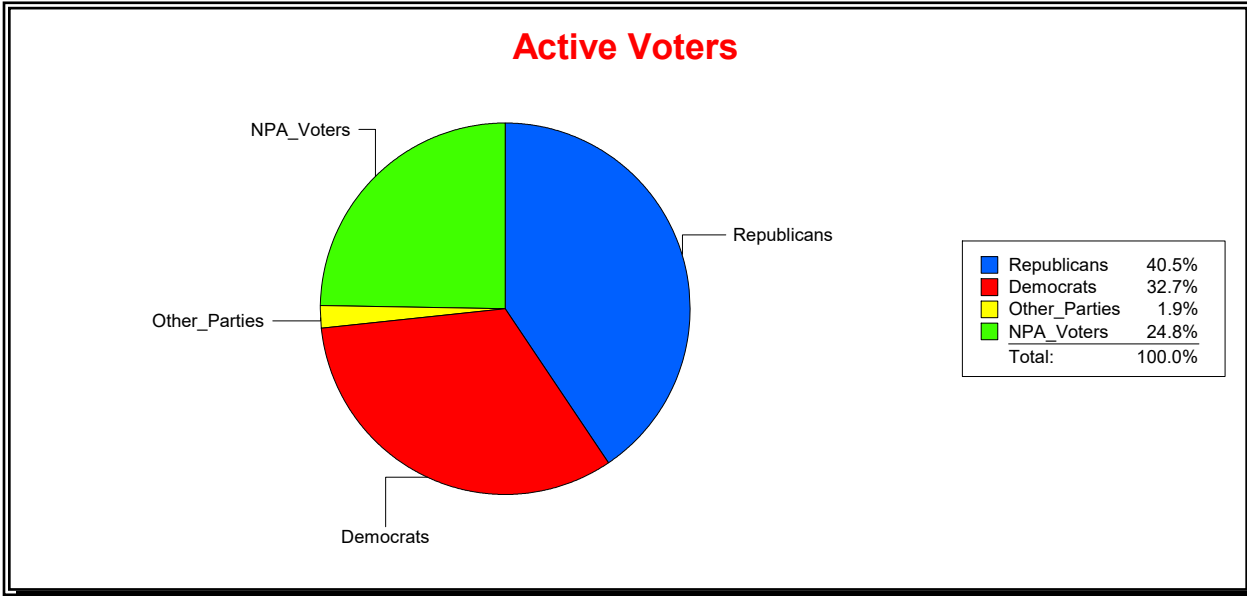
Time 08:16 AM

Graphs of District Registration

Active Registered Voters

Inactive Voters

| District | Total | Dems | Reps | NonP | Other | Total | Dems | Reps | NonP | Other |
|---------------------|---------|--------|--------|--------|-------|-------|-------|-------|-------|-------|
| STATE HOUSE DIST 72 | 136,505 | 44,680 | 55,323 | 33,844 | 2,658 | 3,476 | 1,129 | 1,279 | 1,040 | 28 |



Ron Turner

Supervisor of Elections

Sarasota County, FL

Date 12/1/2021

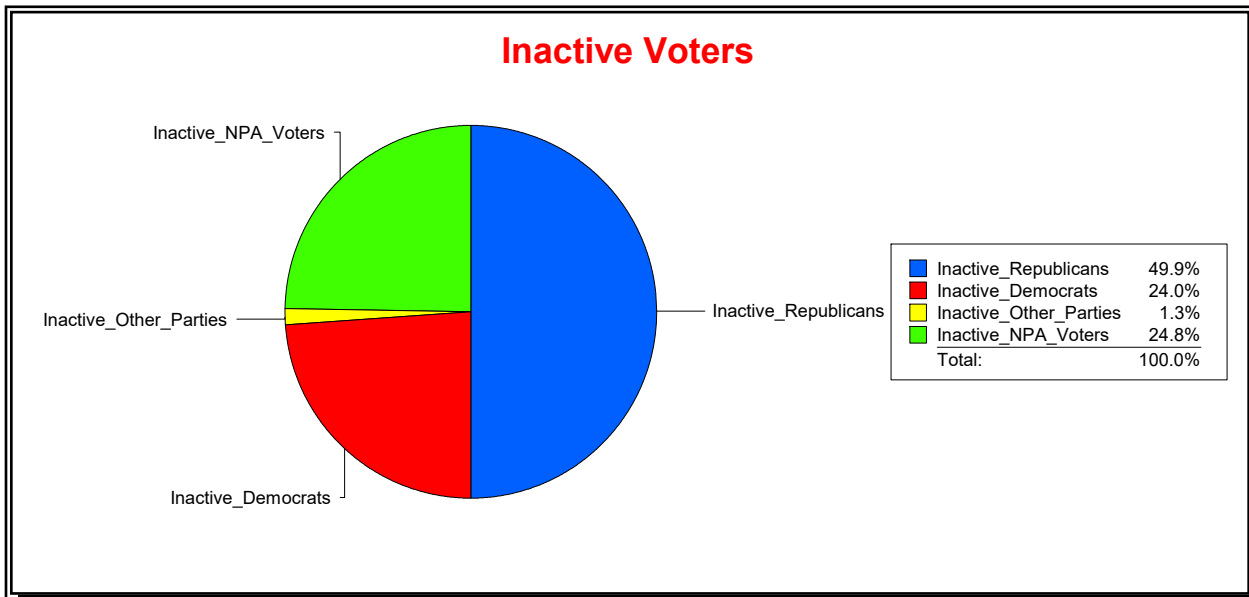
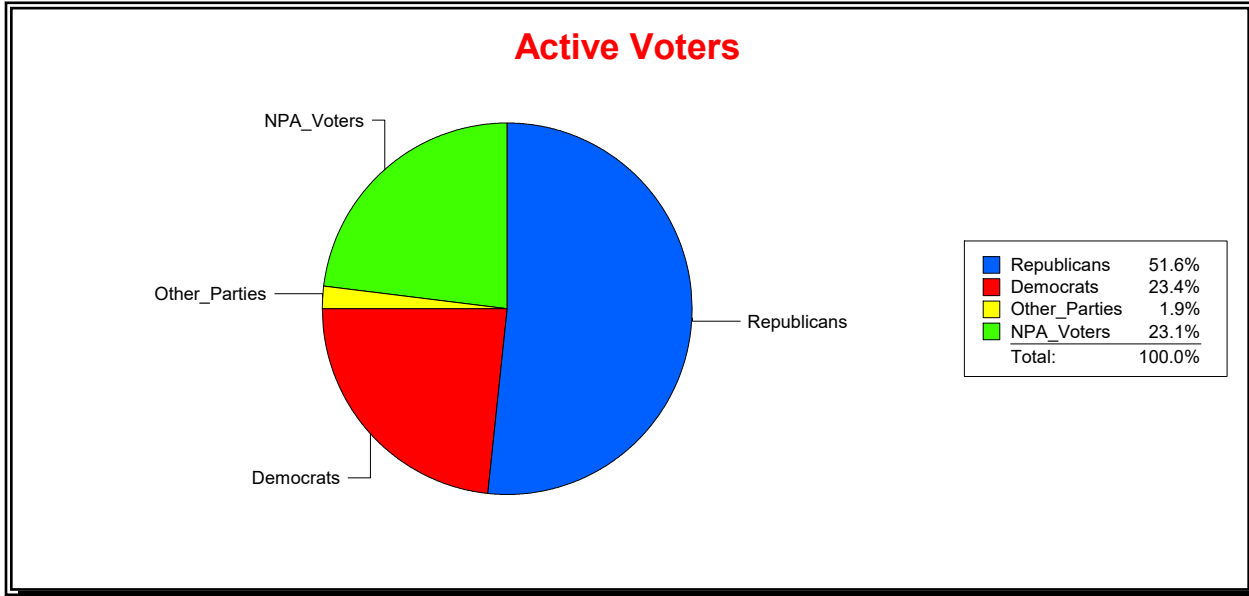
Time 08:16 AM

Graphs of District Registration

Active Registered Voters

Inactive Voters

| District | Total | Dems | Reps | NonP | Other | Total | Dems | Reps | NonP | Other |
|---------------------|--------|-------|--------|-------|-------|-------|------|------|------|-------|
| STATE HOUSE DIST 73 | 24,871 | 5,817 | 12,829 | 5,742 | 483 | 387 | 93 | 193 | 96 | 5 |



Ron Turner

Supervisor of Elections

Sarasota County, FL

Date 12/1/2021

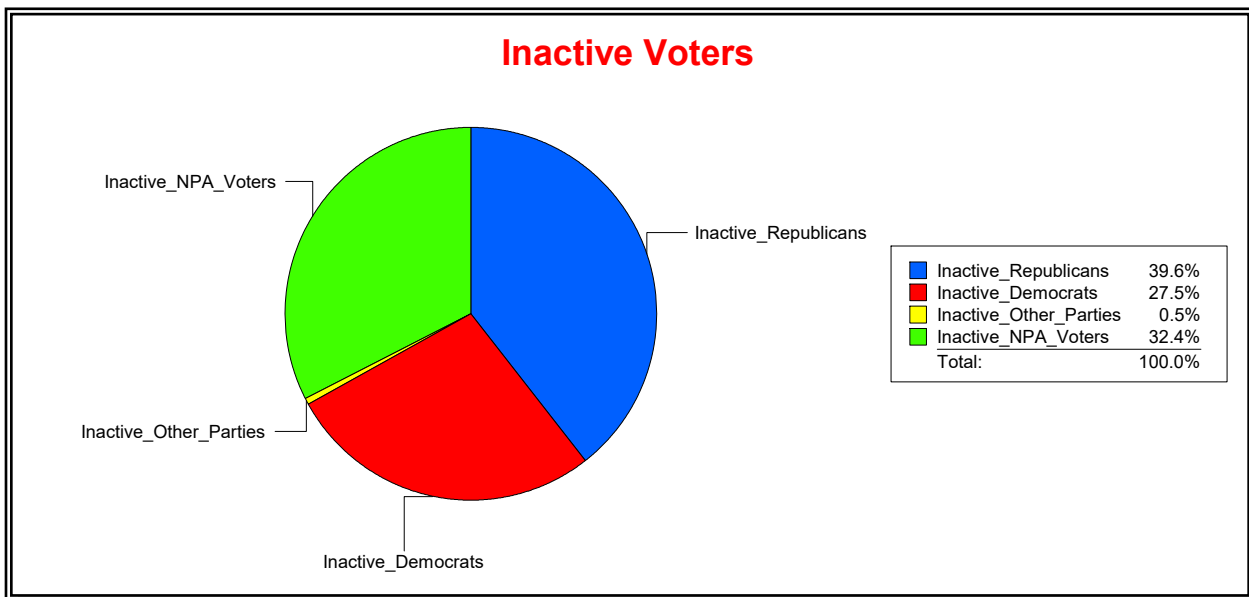
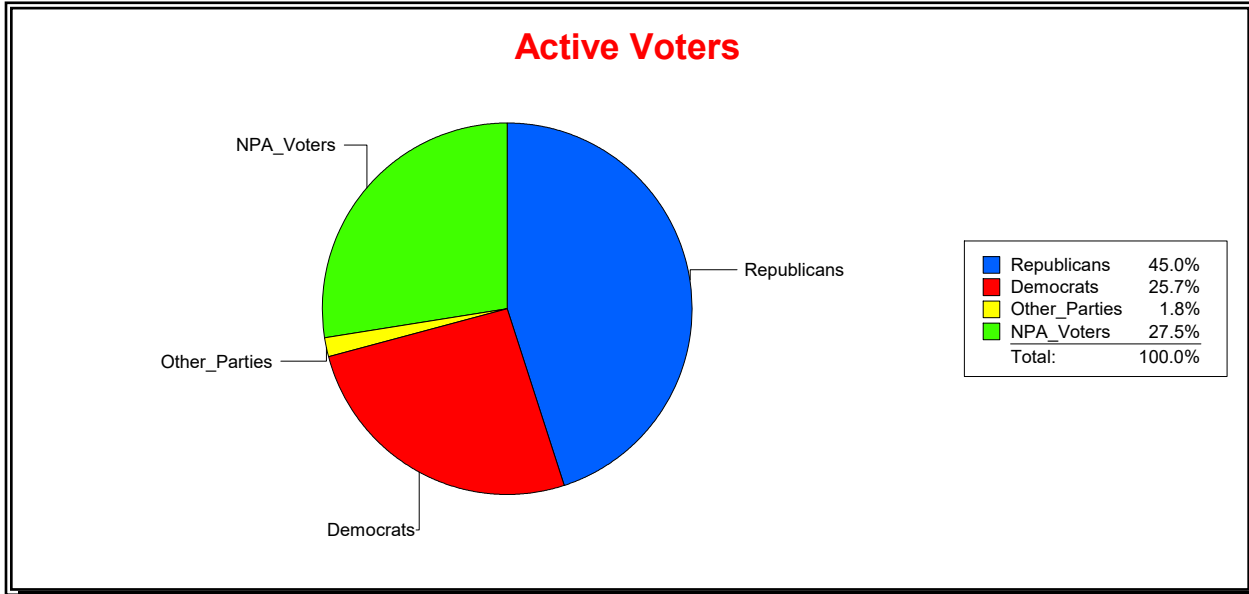
Time 08:16 AM

Graphs of District Registration

Active Registered Voters

Inactive Voters

| District | Total | Dems | Reps | NonP | Other | Total | Dems | Reps | NonP | Other |
|---------------------|---------|--------|--------|--------|-------|-------|-------|-------|-------|-------|
| STATE HOUSE DIST 74 | 161,628 | 41,592 | 72,794 | 44,389 | 2,853 | 4,663 | 1,281 | 1,845 | 1,512 | 25 |



Ron Turner

Supervisor of Elections

Sarasota County, FL

Date 12/1/2021

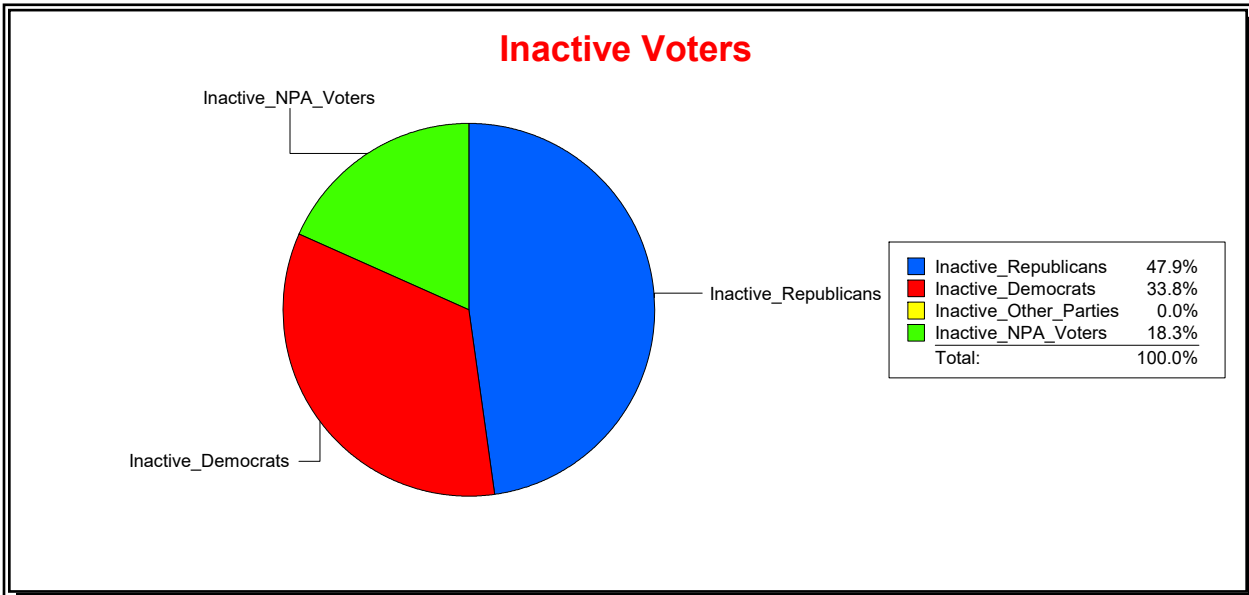
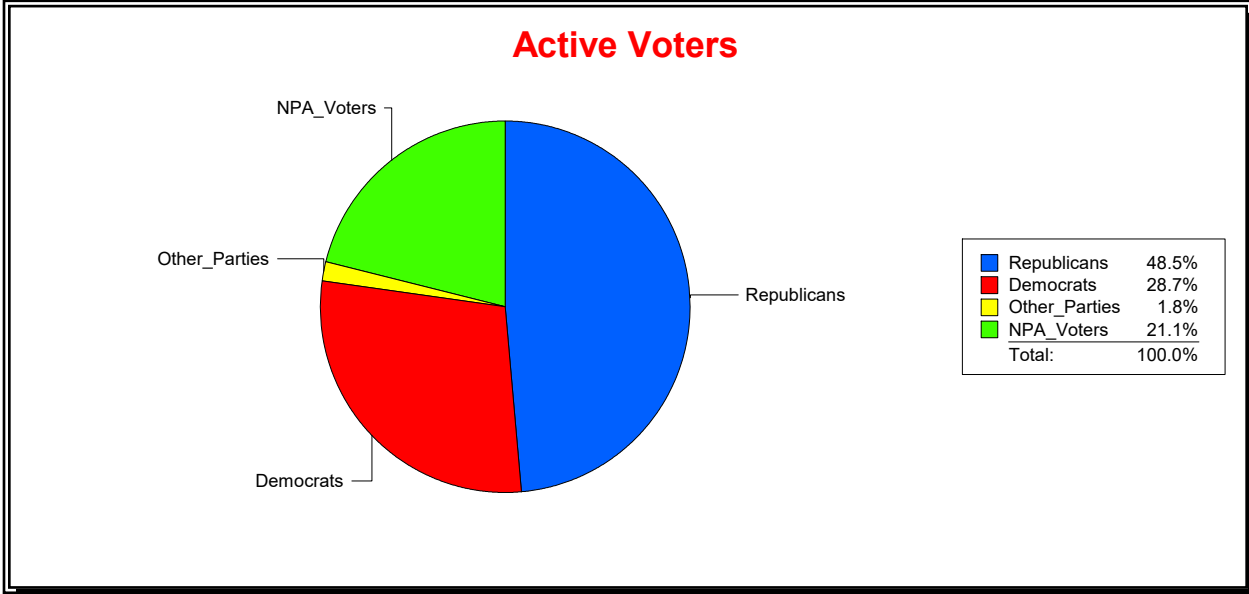
Time 08:16 AM

Graphs of District Registration

Active Registered Voters

Inactive Voters

| District | Total | Dems | Reps | NonP | Other | Total | Dems | Reps | NonP | Other |
|--------------|-------|-------|-------|-------|-------|-------|------|------|------|-------|
| LONGBOAT KEY | 4,842 | 1,388 | 2,348 | 1,020 | 86 | 71 | 24 | 34 | 13 | 0 |



Ron Turner

Supervisor of Elections

Sarasota County, FL

Date 12/1/2021

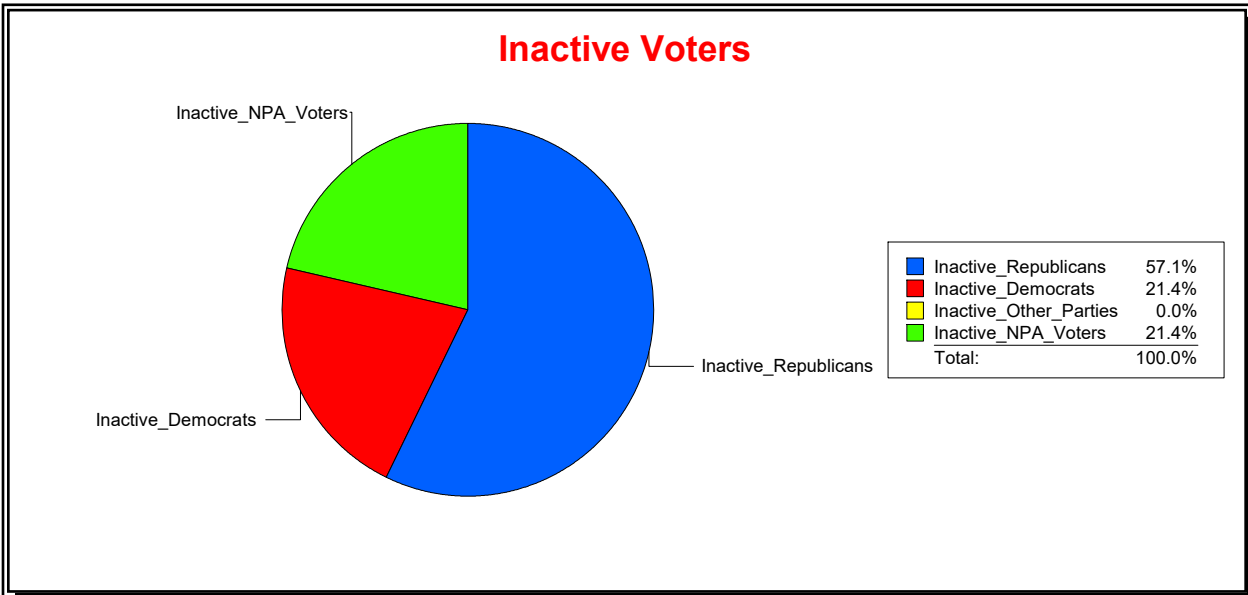
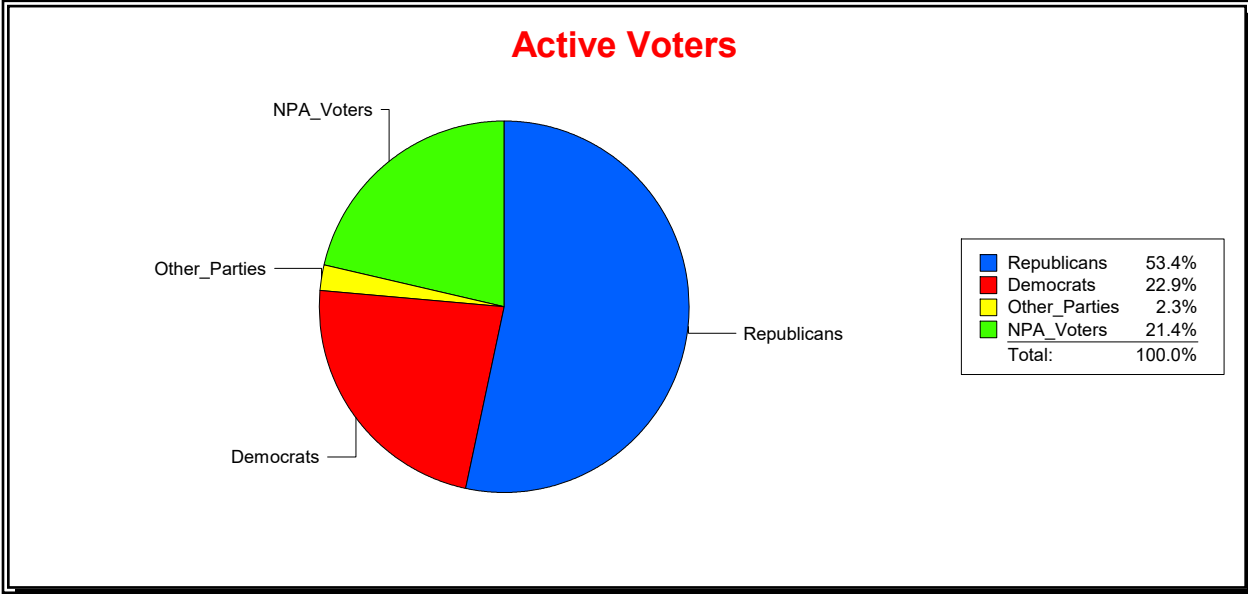
Time 08:16 AM

Graphs of District Registration

Active Registered Voters

Inactive Voters

| District | Total | Dems | Reps | NonP | Other | Total | Dems | Reps | NonP | Other |
|----------------|-------|------|------|------|-------|-------|------|------|------|-------|
| LBK DISTRICT 1 | 1,491 | 341 | 796 | 319 | 35 | 14 | 3 | 8 | 3 | 0 |



Ron Turner

Supervisor of Elections

Sarasota County, FL

Date 12/1/2021

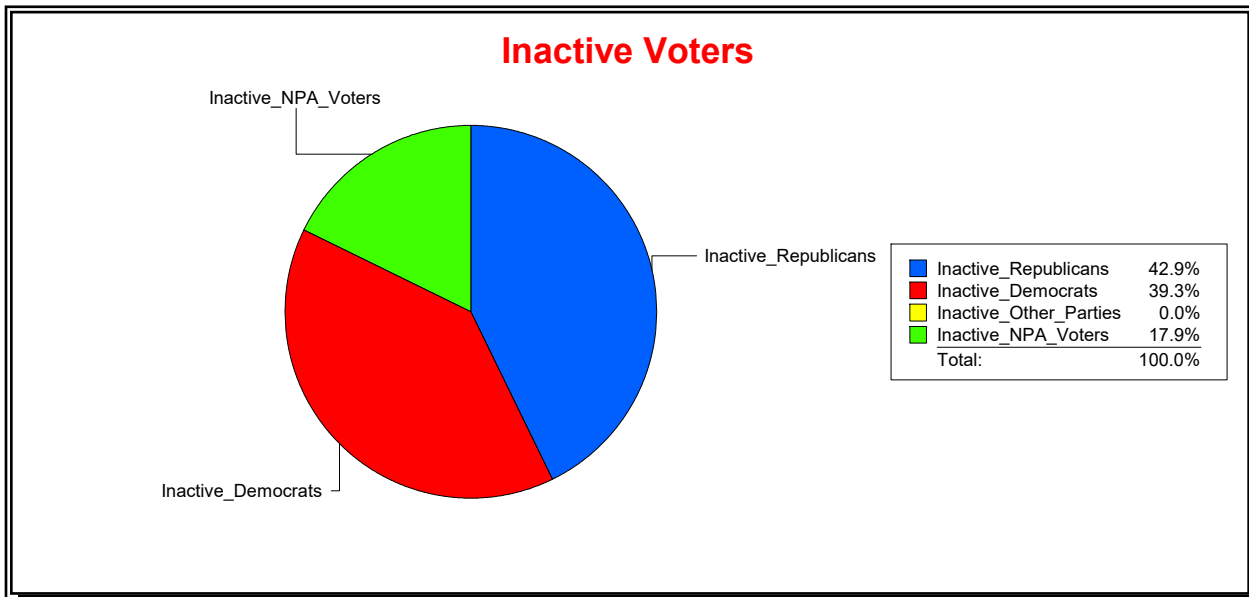
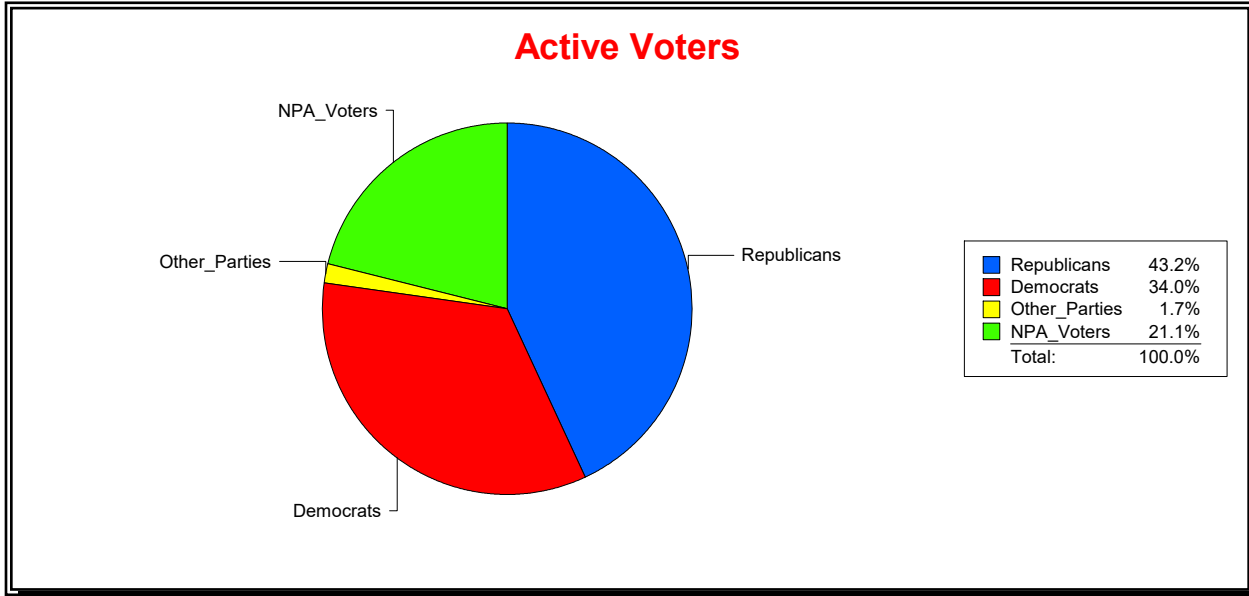
Time 08:16 AM

Graphs of District Registration

Active Registered Voters

Inactive Voters

| District | Total | Dems | Reps | NonP | Other | Total | Dems | Reps | NonP | Other |
|----------------|-------|------|------|------|-------|-------|------|------|------|-------|
| LBK DISTRICT 2 | 1,387 | 471 | 599 | 293 | 24 | 28 | 11 | 12 | 5 | 0 |



Ron Turner

Supervisor of Elections

Sarasota County, FL

Date 12/1/2021

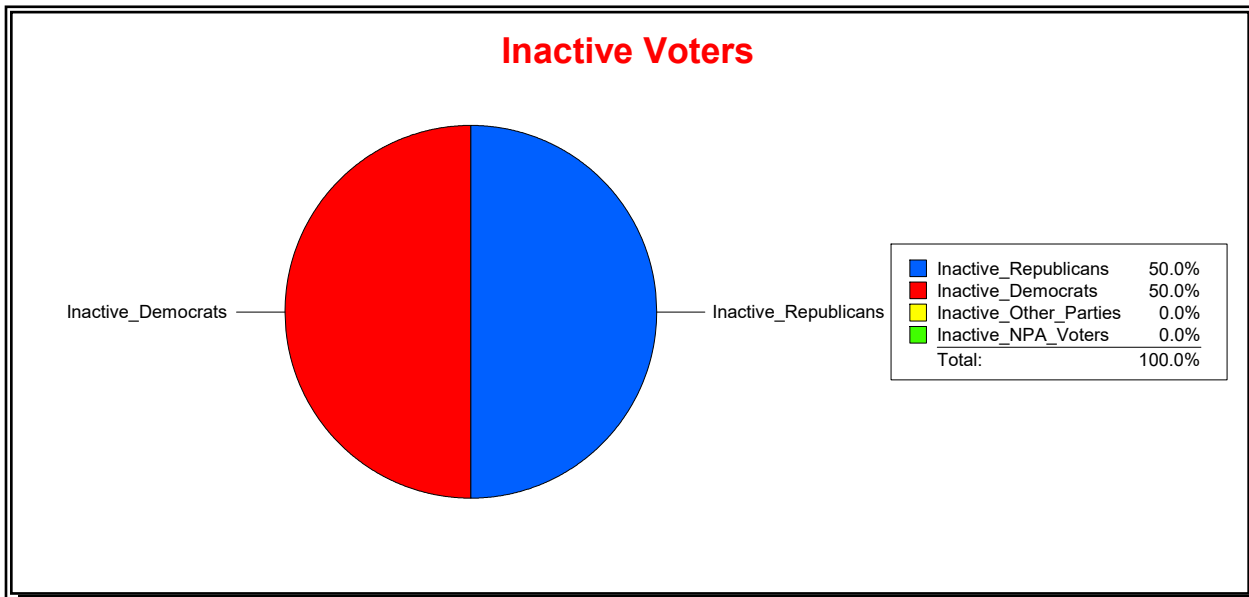
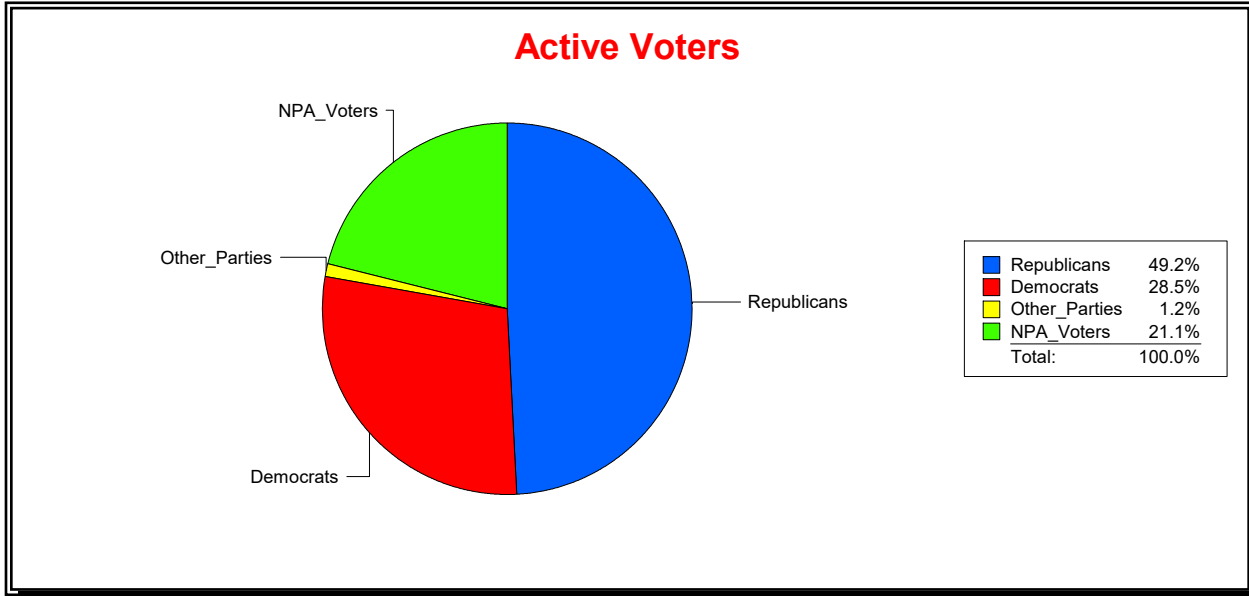
Time 08:16 AM

Graphs of District Registration

Active Registered Voters

Inactive Voters

| District | Total | Dems | Reps | NonP | Other | Total | Dems | Reps | NonP | Other |
|----------------|-------|------|------|------|-------|-------|------|------|------|-------|
| LBK DISTRICT 3 | 1,530 | 436 | 752 | 323 | 19 | 18 | 9 | 9 | 0 | 0 |



Ron Turner

Supervisor of Elections

Sarasota County, FL

Date 12/1/2021

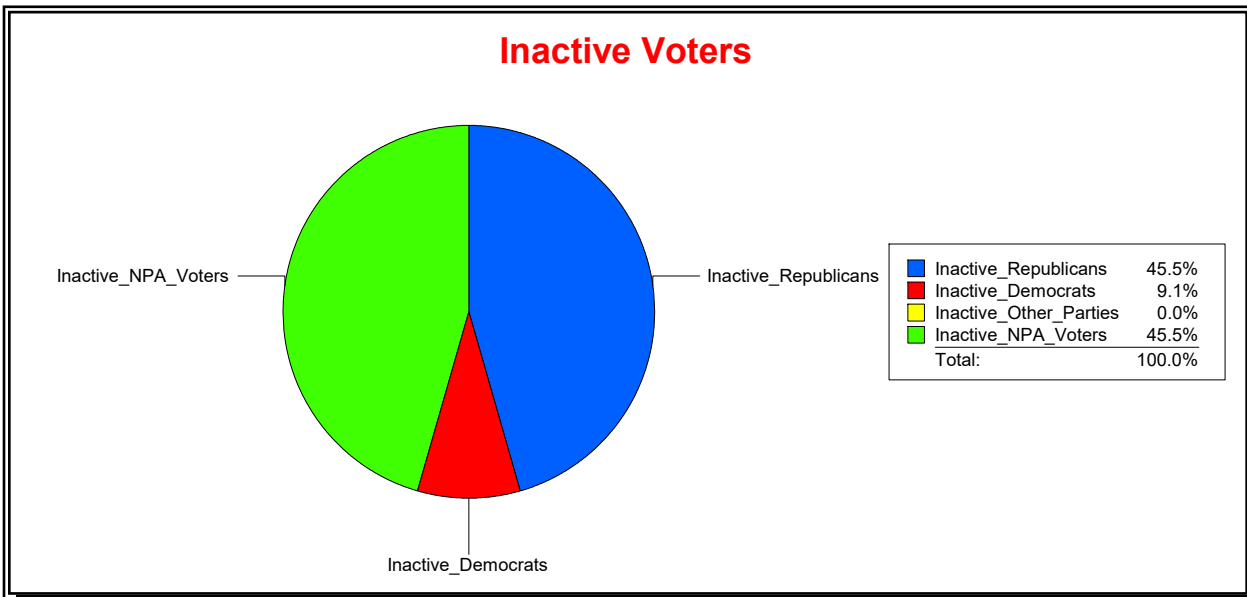
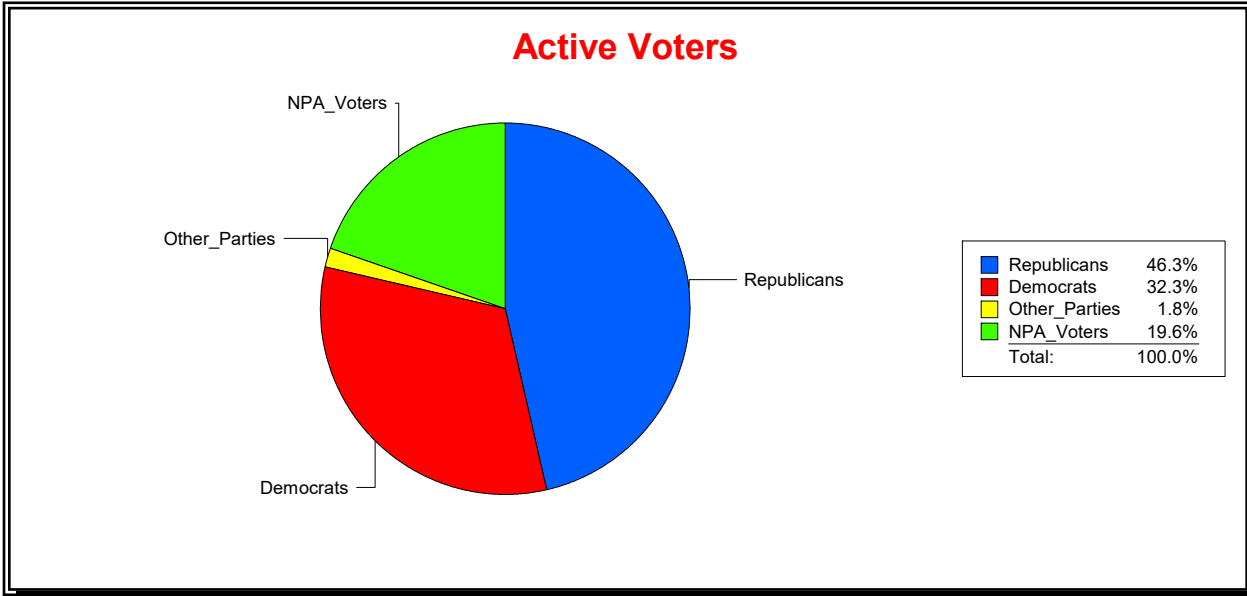
Time 08:16 AM

Graphs of District Registration

Active Registered Voters

Inactive Voters

| District | Total | Dems | Reps | NonP | Other | Total | Dems | Reps | NonP | Other |
|----------------|-------|------|------|------|-------|-------|------|------|------|-------|
| LBK DISTRICT 4 | 434 | 140 | 201 | 85 | 8 | 11 | 1 | 5 | 5 | 0 |



Ron Turner

Supervisor of Elections

Sarasota County, FL

Date 12/1/2021

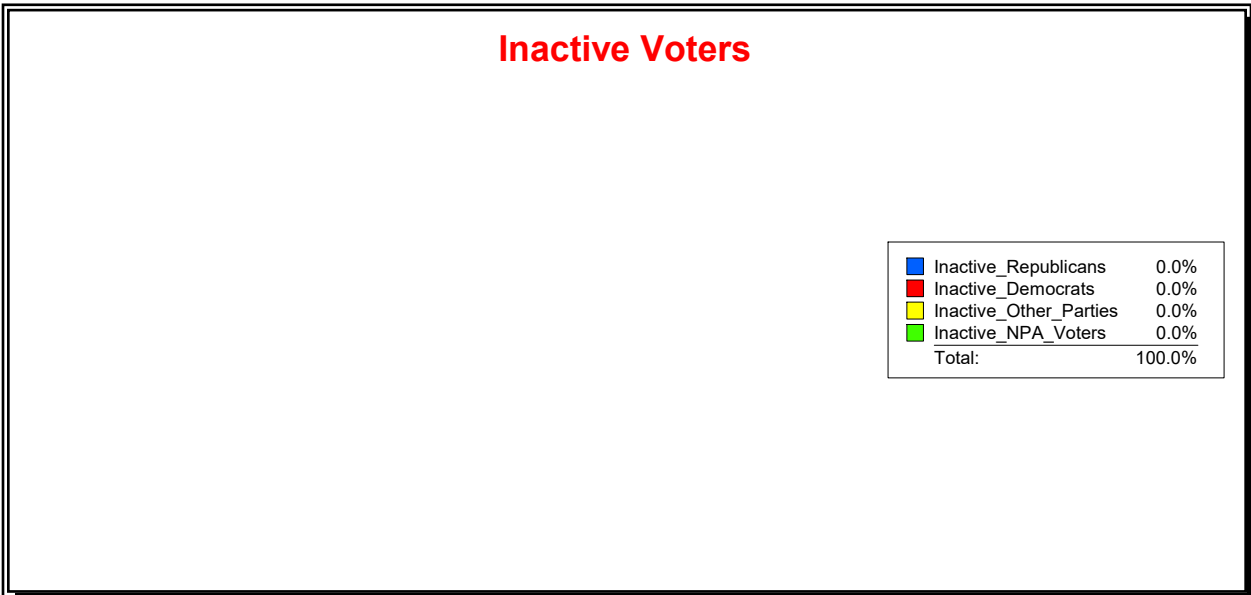

Time 08:16 AM

Graphs of District Registration

Active Registered Voters

Inactive Voters

| <u>District</u> | <u>Total</u> | <u>Dems</u> | <u>Reps</u> | <u>NonP</u> | <u>Other</u> | <u>Total</u> | <u>Dems</u> | <u>Reps</u> | <u>NonP</u> | <u>Other</u> |
|-----------------------|--------------|-------------|-------------|-------------|--------------|--------------|-------------|-------------|-------------|--------------|
| LBK DISTRICT 5 | 0 | 0 | 0 | 0 | 0 | 0 | 0 | 0 | 0 | 0 |



Ron Turner

Supervisor of Elections

Sarasota County, FL

Date 12/1/2021

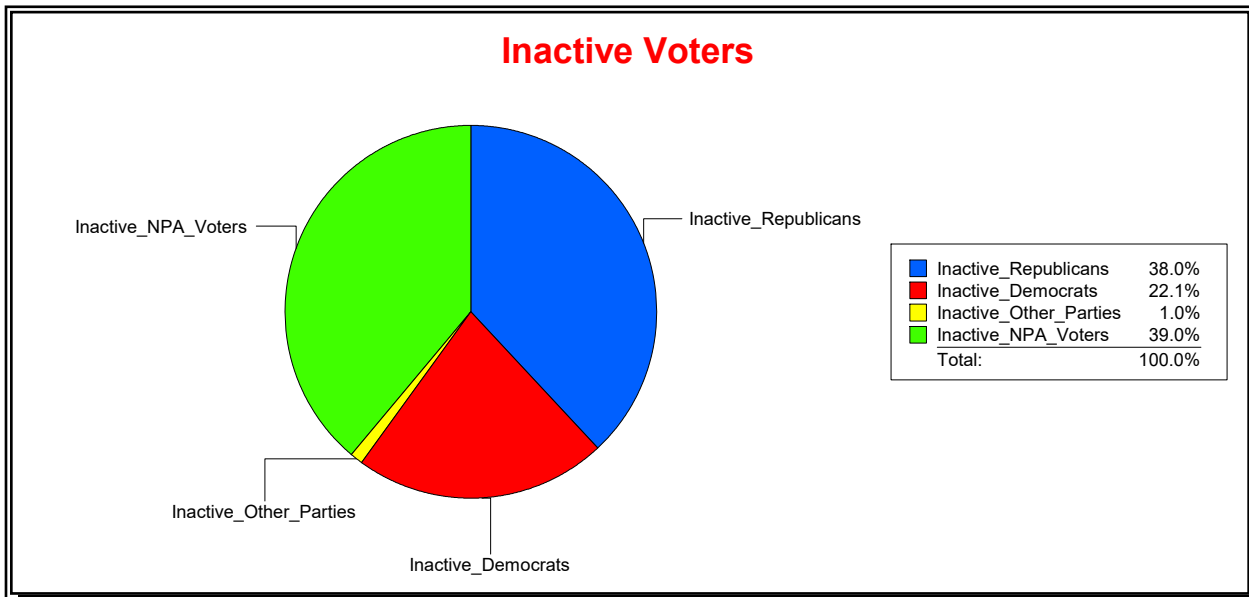
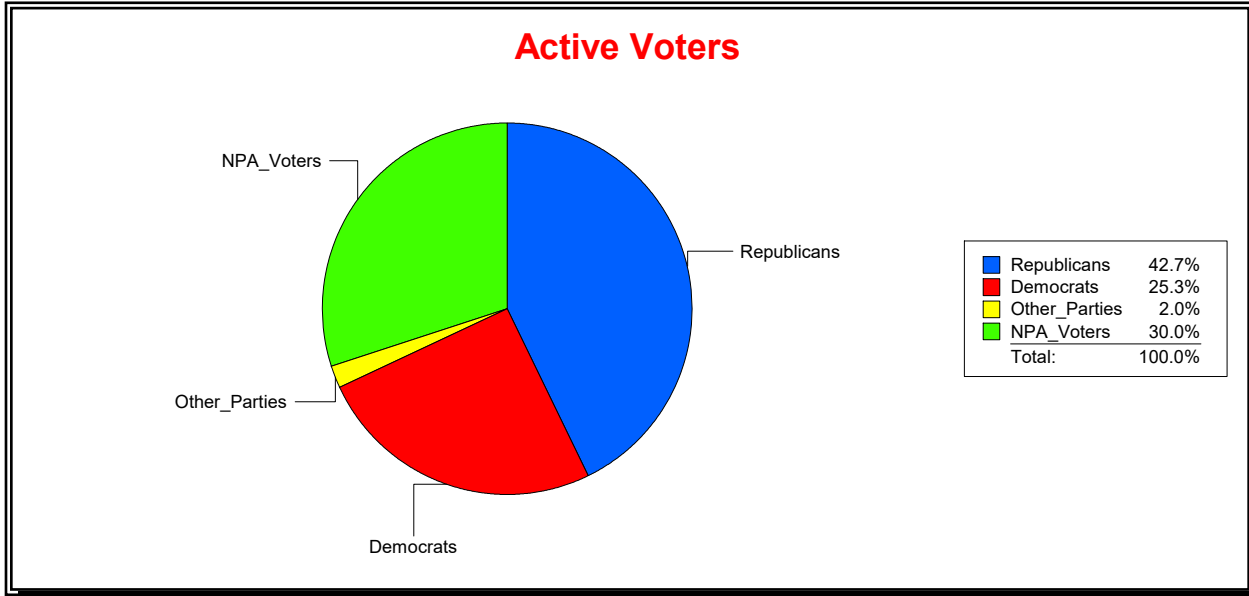
Time 08:16 AM

Graphs of District Registration

Active Registered Voters

Inactive Voters

| District | Total | Dems | Reps | NonP | Other | Total | Dems | Reps | NonP | Other |
|-------------------|--------|-------|-------|-------|-------|-------|------|------|------|-------|
| NORTH PORT DIST 1 | 10,573 | 2,677 | 4,512 | 3,175 | 209 | 308 | 68 | 117 | 120 | 3 |



Ron Turner

Supervisor of Elections

Sarasota County, FL

Date 12/1/2021

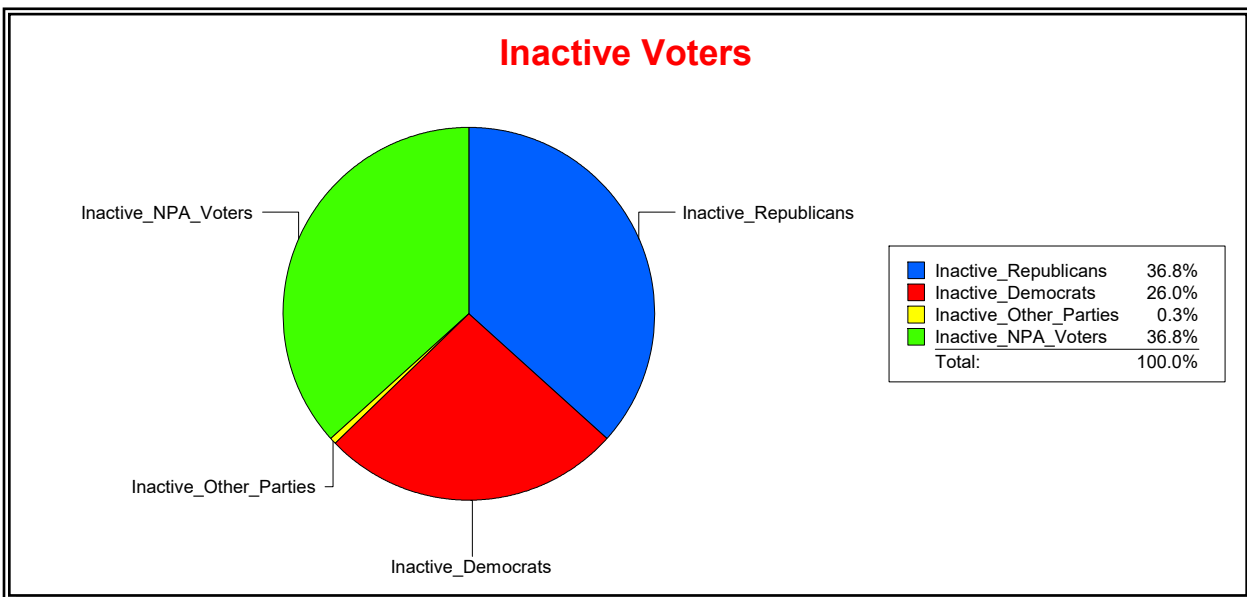
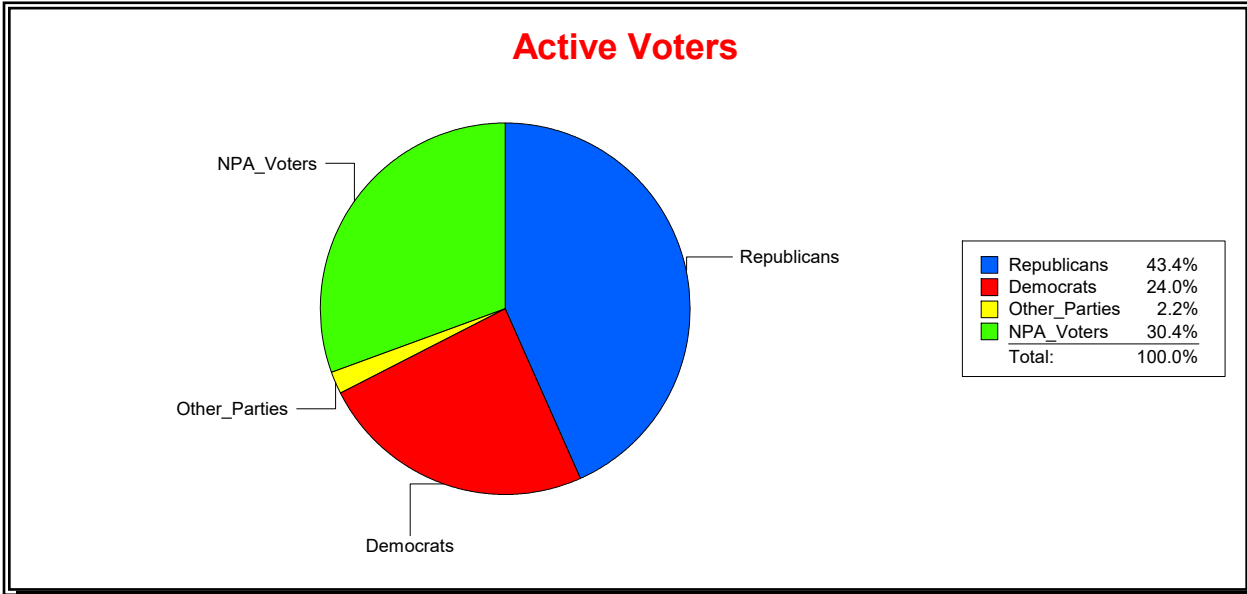
Time 08:16 AM

Graphs of District Registration

Active Registered Voters

Inactive Voters

| <u>District</u> | <u>Total</u> | <u>Dems</u> | <u>Reps</u> | <u>NonP</u> | <u>Other</u> | <u>Total</u> | <u>Dems</u> | <u>Reps</u> | <u>NonP</u> | <u>Other</u> |
|--------------------------|--------------|-------------|-------------|-------------|--------------|--------------|-------------|-------------|-------------|--------------|
| NORTH PORT DIST 2 | 12,227 | 2,935 | 5,308 | 3,720 | 264 | 288 | 75 | 106 | 106 | 1 |



Ron Turner

Supervisor of Elections

Sarasota County, FL

Date 12/1/2021

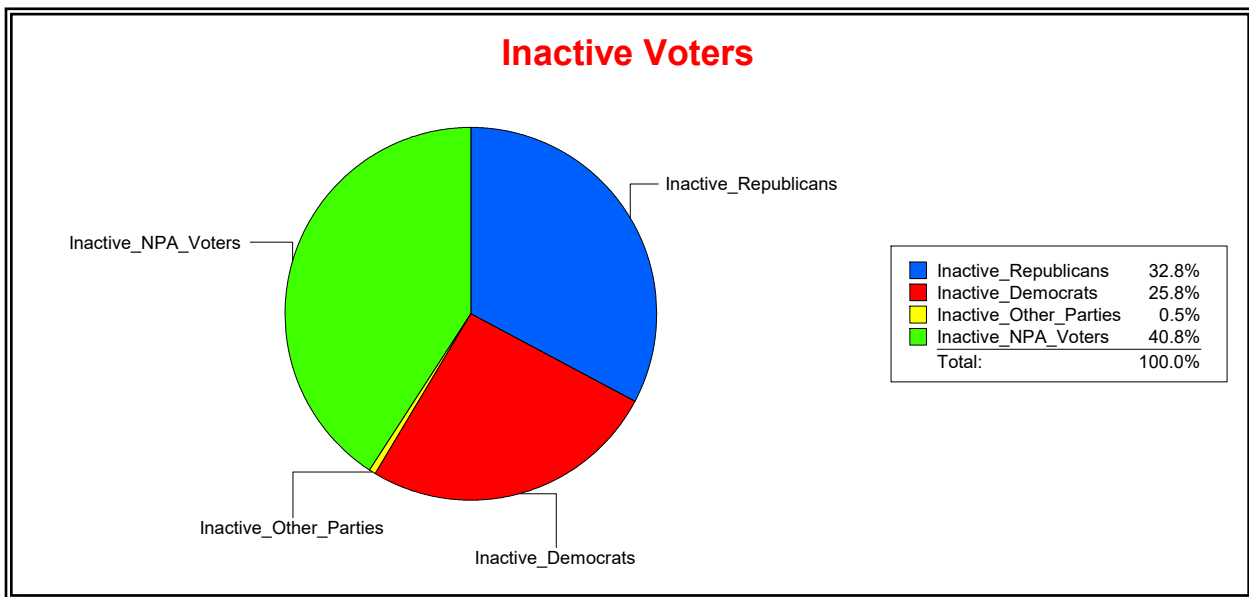
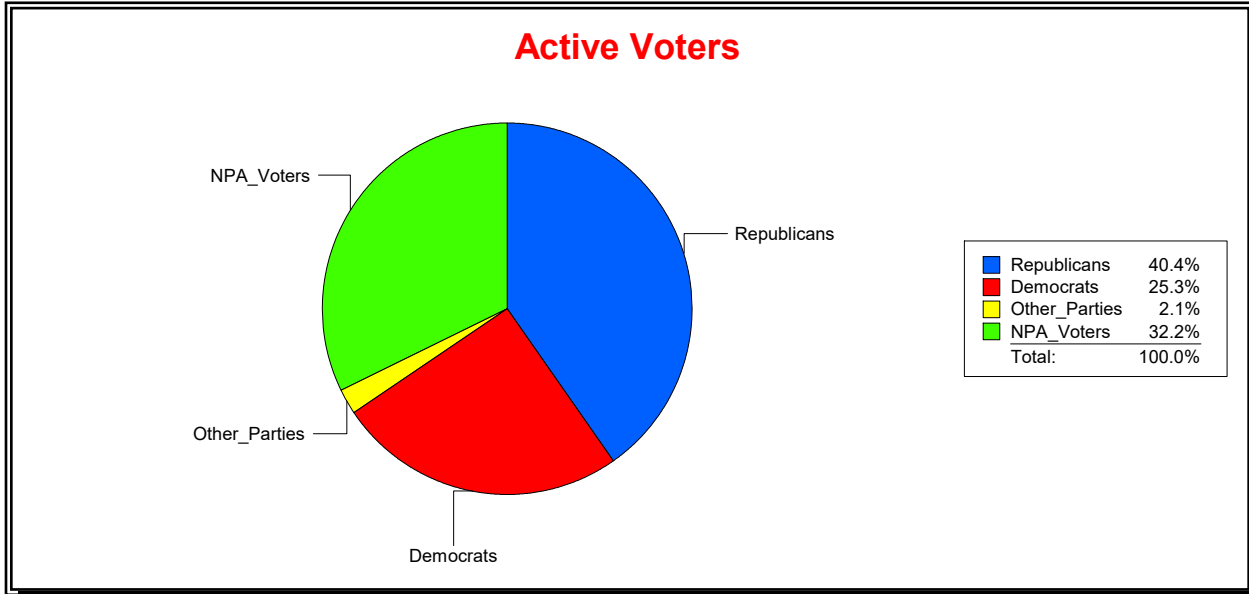
Time 08:16 AM

Graphs of District Registration

Active Registered Voters

Inactive Voters

| <u>District</u> | <u>Total</u> | <u>Dems</u> | <u>Reps</u> | <u>NonP</u> | <u>Other</u> | <u>Total</u> | <u>Dems</u> | <u>Reps</u> | <u>NonP</u> | <u>Other</u> |
|--------------------------|--------------|-------------|-------------|-------------|--------------|--------------|-------------|-------------|-------------|--------------|
| NORTH PORT DIST 3 | 10,558 | 2,671 | 4,263 | 3,401 | 223 | 387 | 100 | 127 | 158 | 2 |



Ron Turner

Supervisor of Elections

Sarasota County, FL

Date 12/1/2021

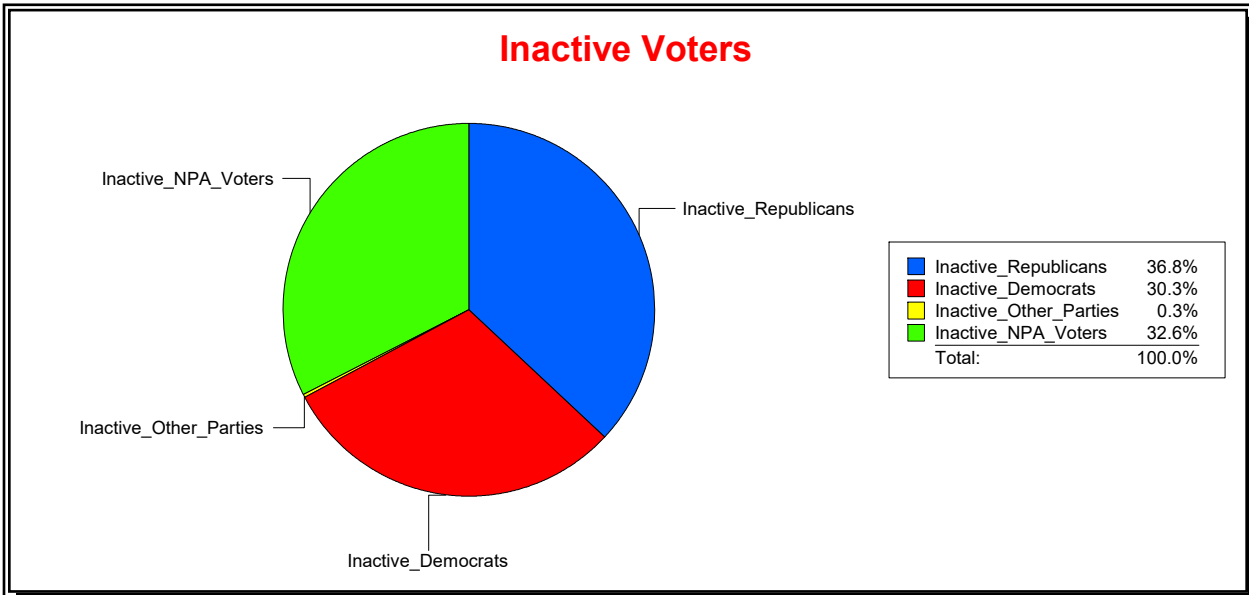
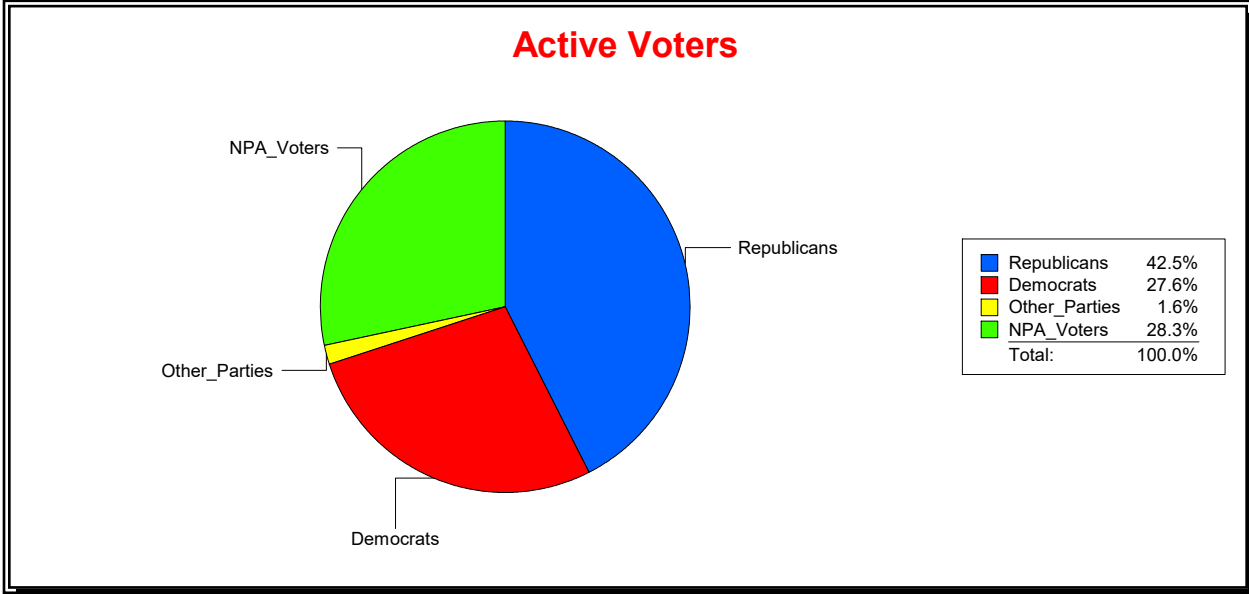
Time 08:16 AM

Graphs of District Registration

Active Registered Voters

Inactive Voters

| District | Total | Dems | Reps | NonP | Other | Total | Dems | Reps | NonP | Other |
|-------------------|-------|-------|-------|-------|-------|-------|------|------|------|-------|
| NORTH PORT DIST 4 | 9,300 | 2,571 | 3,950 | 2,628 | 151 | 353 | 107 | 130 | 115 | 1 |



Ron Turner

Supervisor of Elections

Sarasota County, FL

Date 12/1/2021

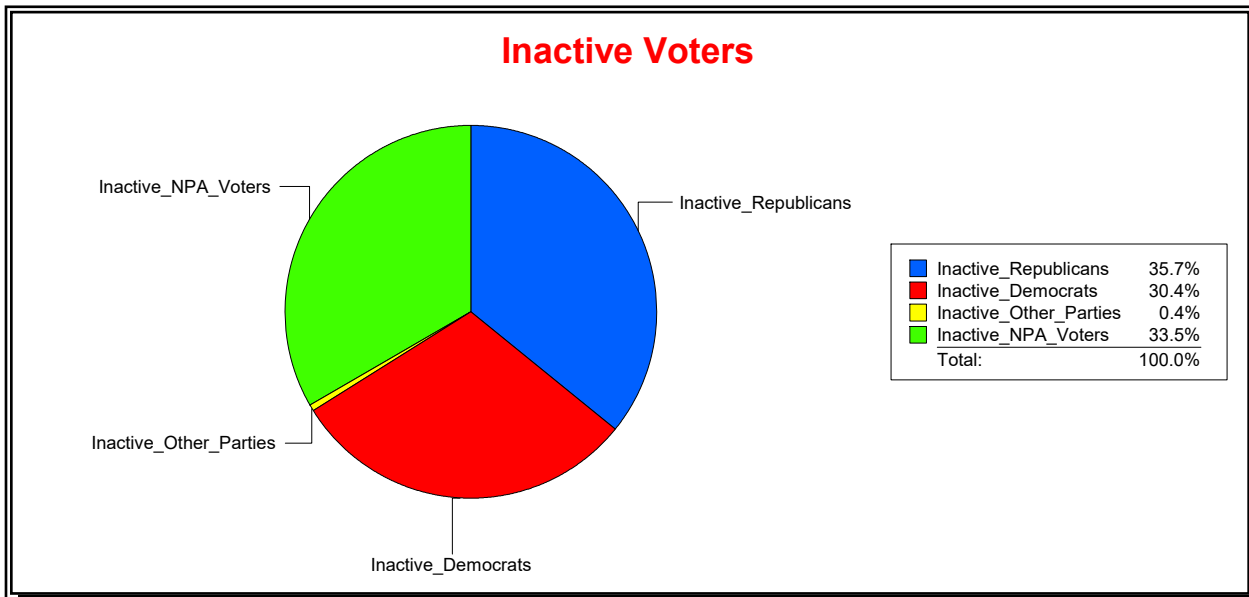
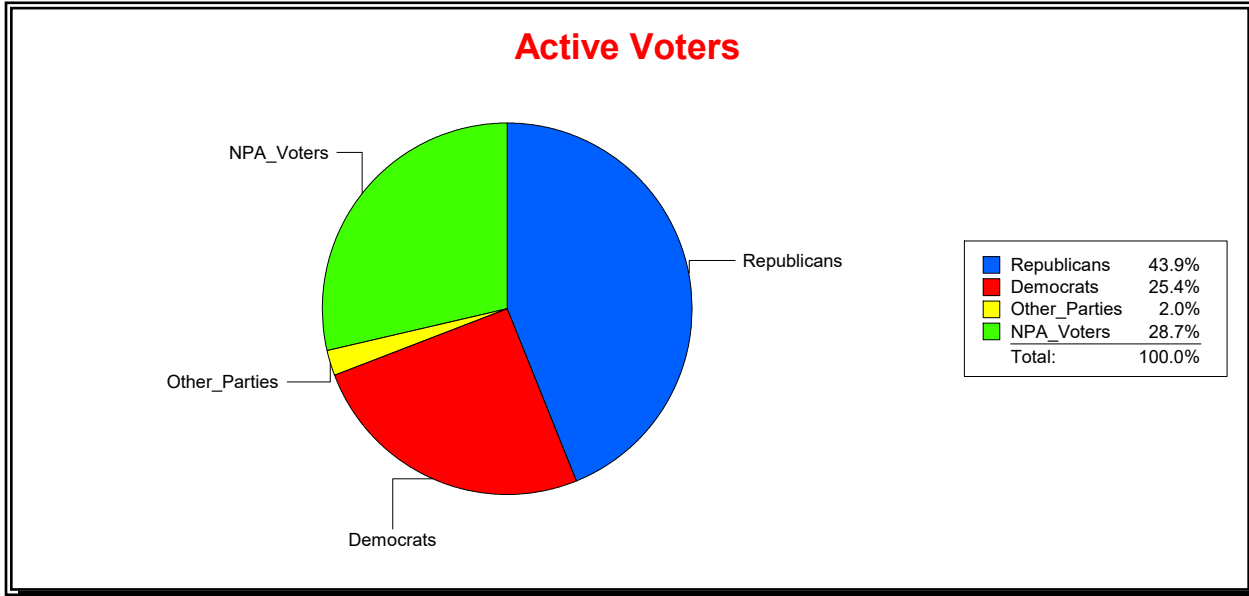
Time 08:16 AM

Graphs of District Registration

Active Registered Voters

Inactive Voters

| <u>District</u> | <u>Total</u> | <u>Dems</u> | <u>Reps</u> | <u>NonP</u> | <u>Other</u> | <u>Total</u> | <u>Dems</u> | <u>Reps</u> | <u>NonP</u> | <u>Other</u> |
|--------------------------|--------------|-------------|-------------|-------------|--------------|--------------|-------------|-------------|-------------|--------------|
| NORTH PORT DIST 5 | 16,446 | 4,180 | 7,216 | 4,718 | 332 | 493 | 150 | 176 | 165 | 2 |



Ron Turner

Supervisor of Elections

Sarasota County, FL

Date 12/1/2021

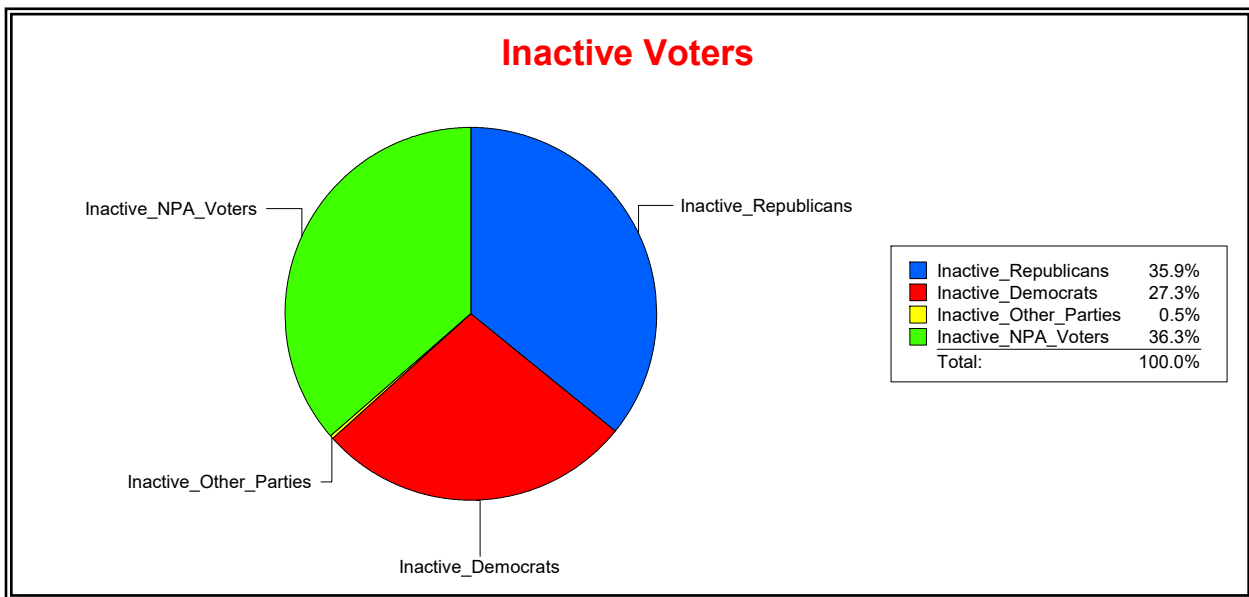
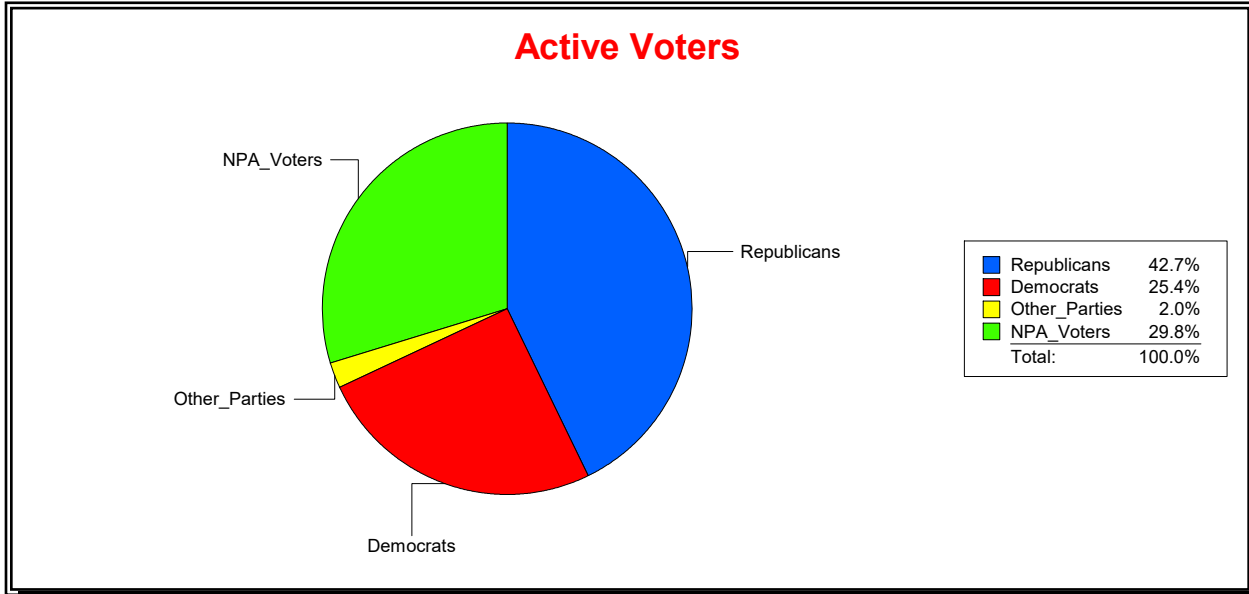
Time 08:16 AM

Graphs of District Registration

Active Registered Voters

Inactive Voters

| District | Total | Dems | Reps | NonP | Other | Total | Dems | Reps | NonP | Other |
|------------|--------|--------|--------|--------|-------|-------|------|------|------|-------|
| NORTH PORT | 59,104 | 15,034 | 25,249 | 17,642 | 1,179 | 1,829 | 500 | 656 | 664 | 9 |



Ron Turner

Supervisor of Elections

Sarasota County, FL

Date 12/1/2021

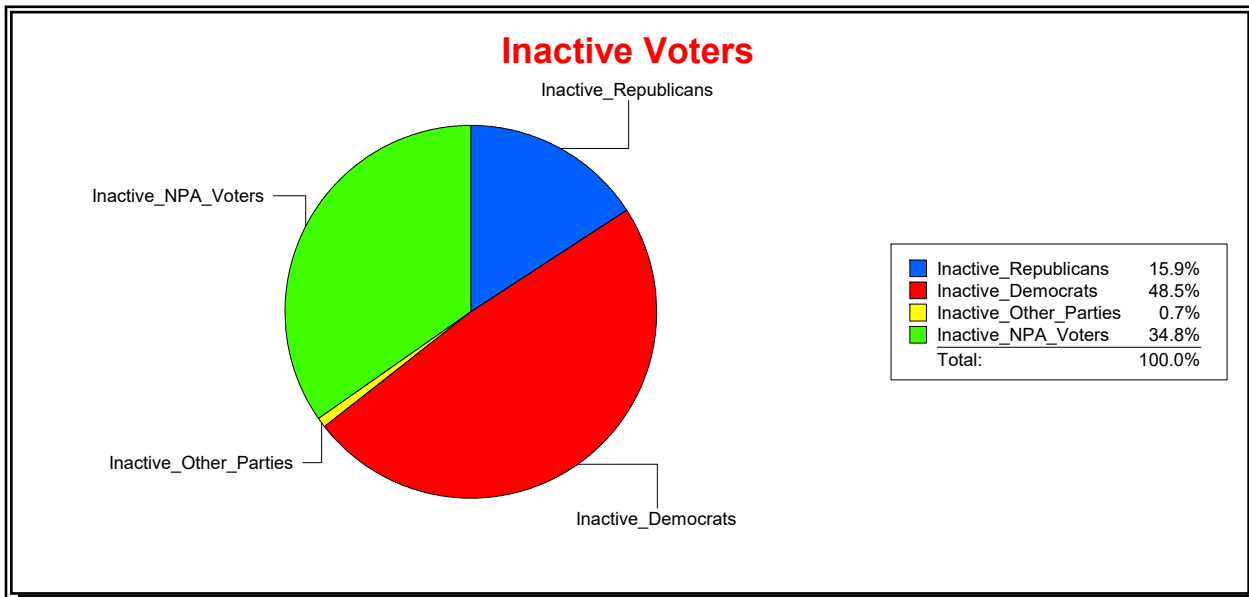
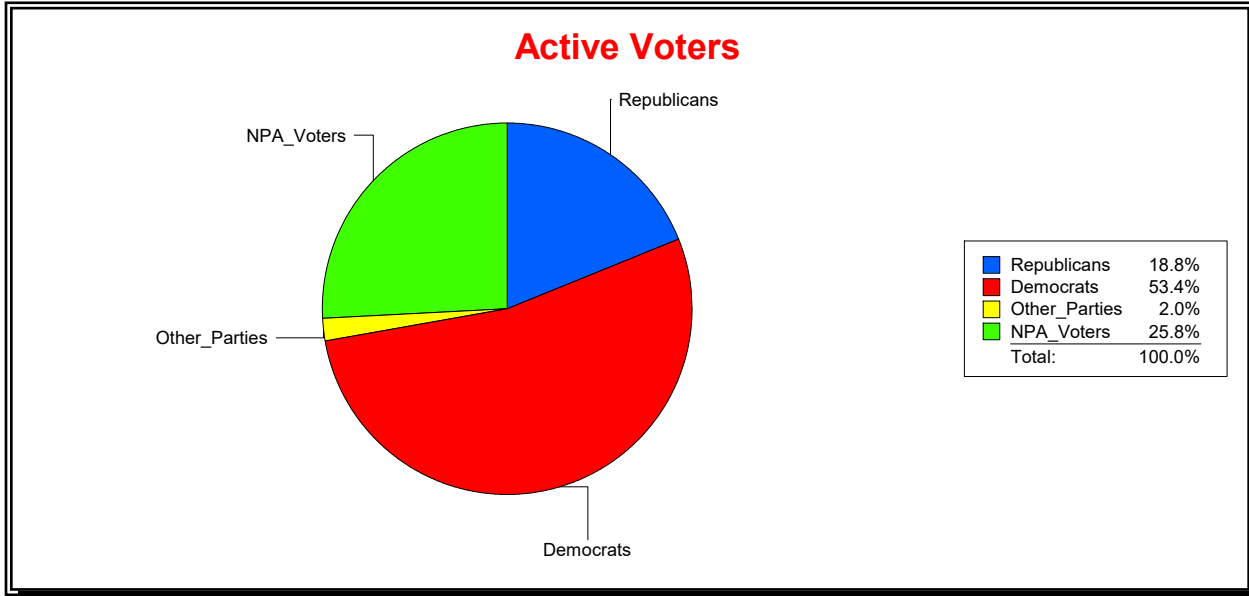
Time 08:16 AM

Graphs of District Registration

Active Registered Voters

Inactive Voters

| <u>District</u> | <u>Total</u> | <u>Dems</u> | <u>Reps</u> | <u>NonP</u> | <u>Other</u> | <u>Total</u> | <u>Dems</u> | <u>Reps</u> | <u>NonP</u> | <u>Other</u> |
|------------------------|--------------|-------------|-------------|-------------|--------------|--------------|-------------|-------------|-------------|--------------|
| SARASOTA DIST 1 | 11,927 | 6,365 | 2,239 | 3,079 | 244 | 408 | 198 | 65 | 142 | 3 |



Ron Turner

Supervisor of Elections

Sarasota County, FL

Date 12/1/2021

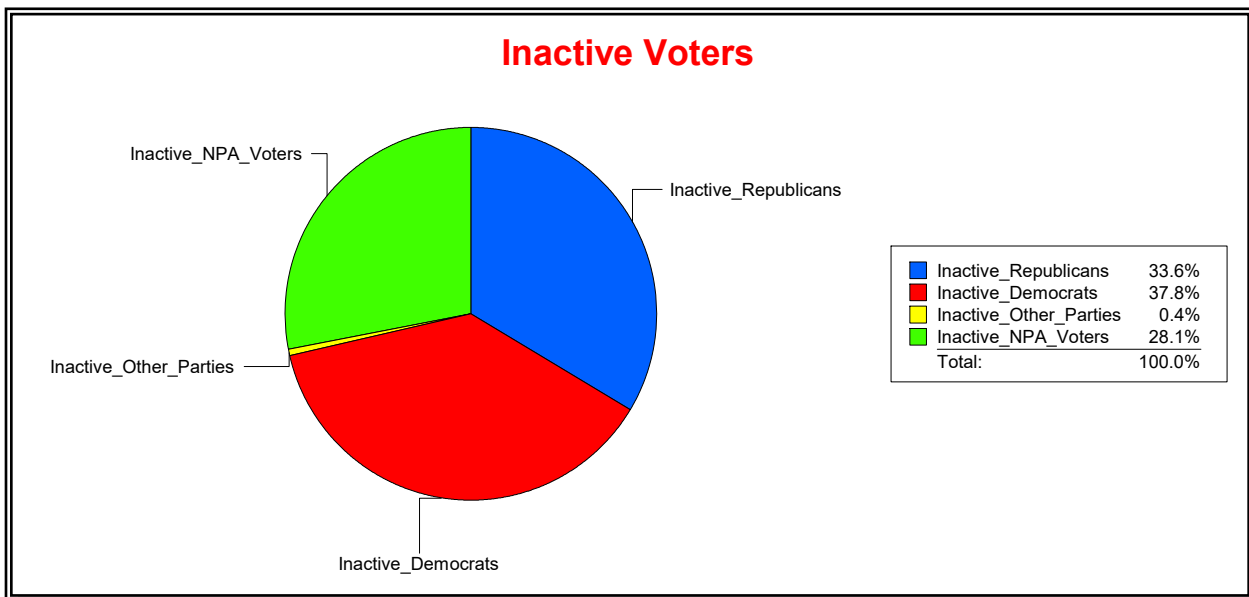
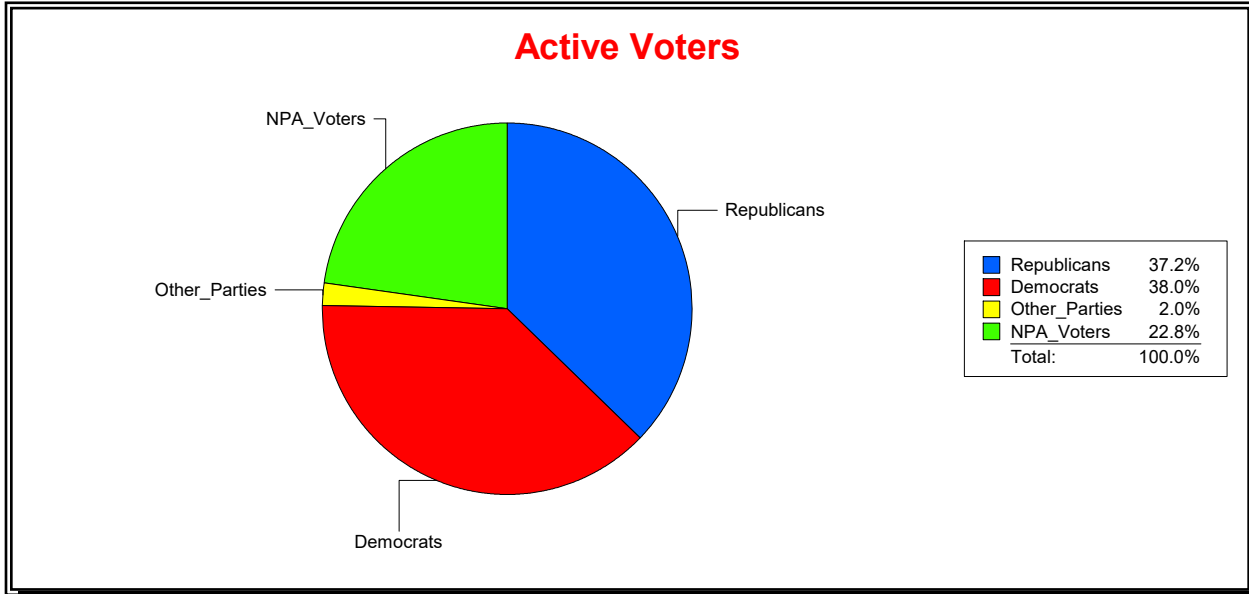
Time 08:16 AM

Graphs of District Registration

Active Registered Voters

Inactive Voters

| <u>District</u> | <u>Total</u> | <u>Dems</u> | <u>Reps</u> | <u>NonP</u> | <u>Other</u> | <u>Total</u> | <u>Dems</u> | <u>Reps</u> | <u>NonP</u> | <u>Other</u> |
|------------------------|--------------|-------------|-------------|-------------|--------------|--------------|-------------|-------------|-------------|--------------|
| SARASOTA DIST 2 | 17,587 | 6,679 | 6,545 | 4,013 | 350 | 473 | 179 | 159 | 133 | 2 |



Ron Turner

Supervisor of Elections

Sarasota County, FL

Date 12/1/2021

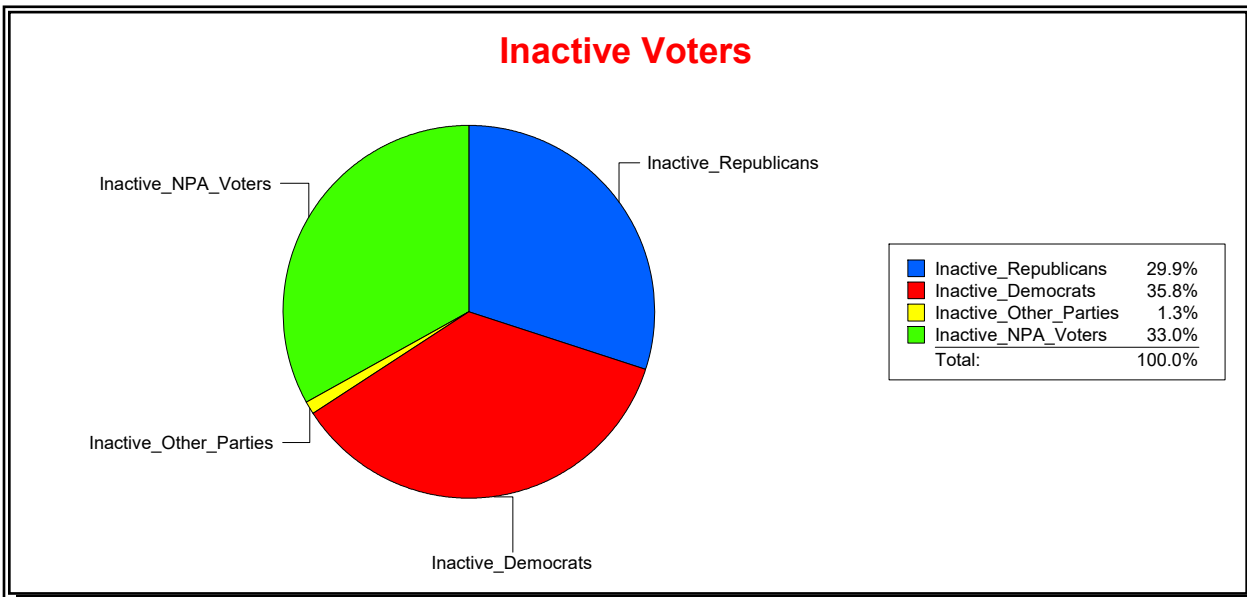
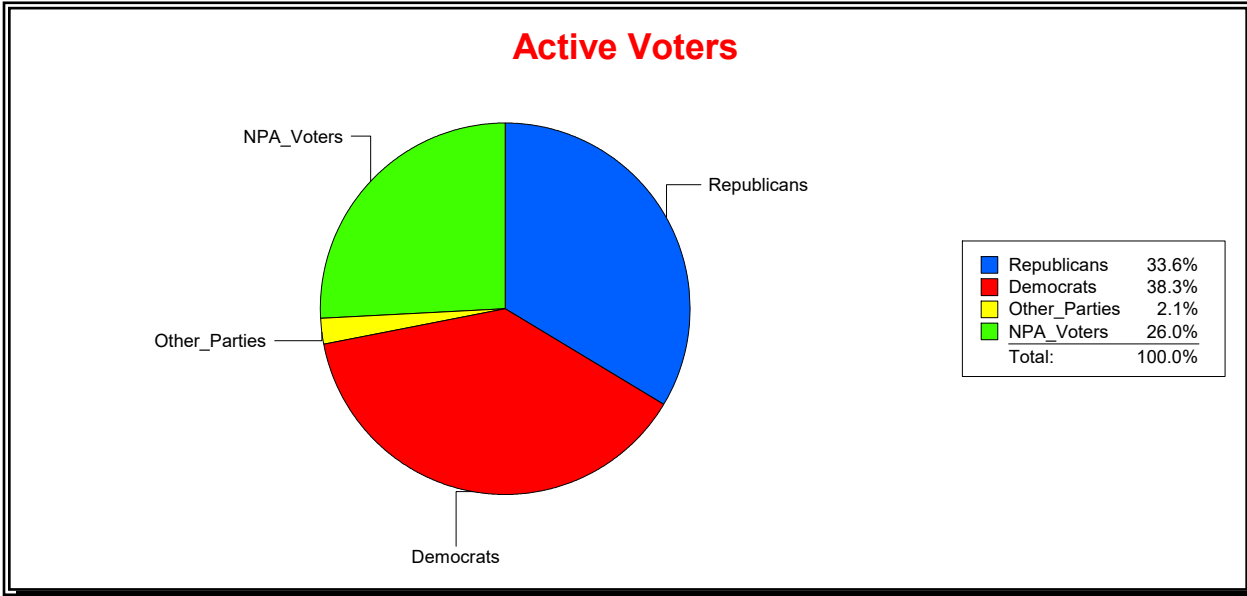
Time 08:16 AM

Graphs of District Registration

Active Registered Voters

Inactive Voters

| District | Total | Dems | Reps | NonP | Other | Total | Dems | Reps | NonP | Other |
|-----------------|--------|-------|-------|-------|-------|-------|------|------|------|-------|
| SARASOTA DIST 3 | 11,471 | 4,392 | 3,858 | 2,979 | 242 | 391 | 140 | 117 | 129 | 5 |



Ron Turner

Supervisor of Elections

Sarasota County, FL

Date 12/1/2021

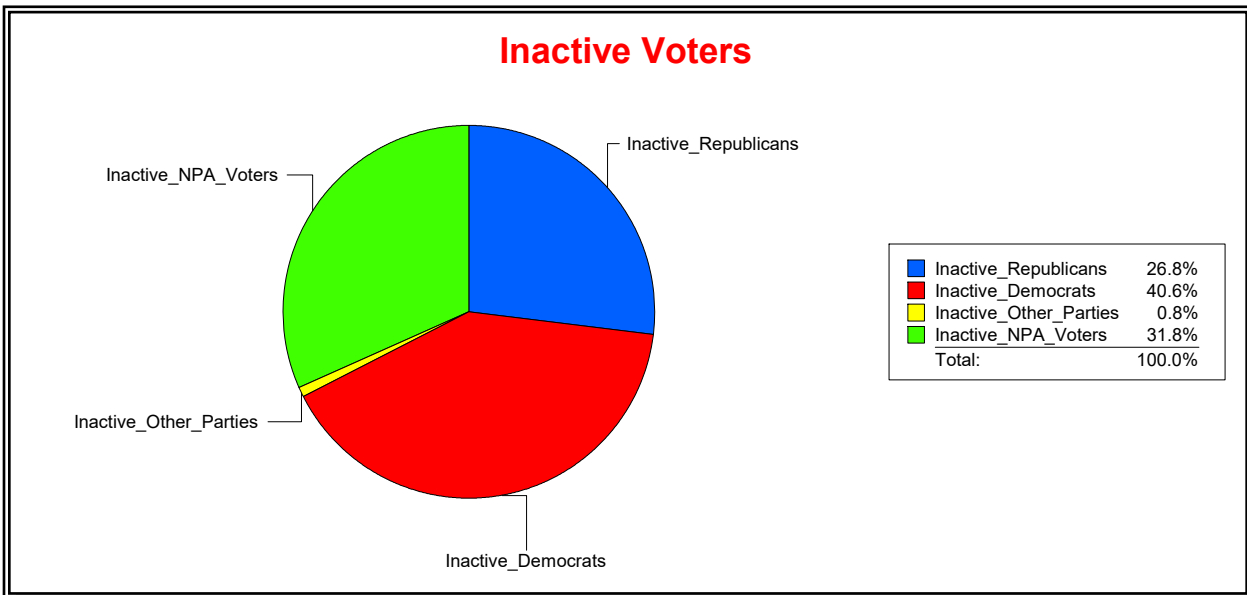
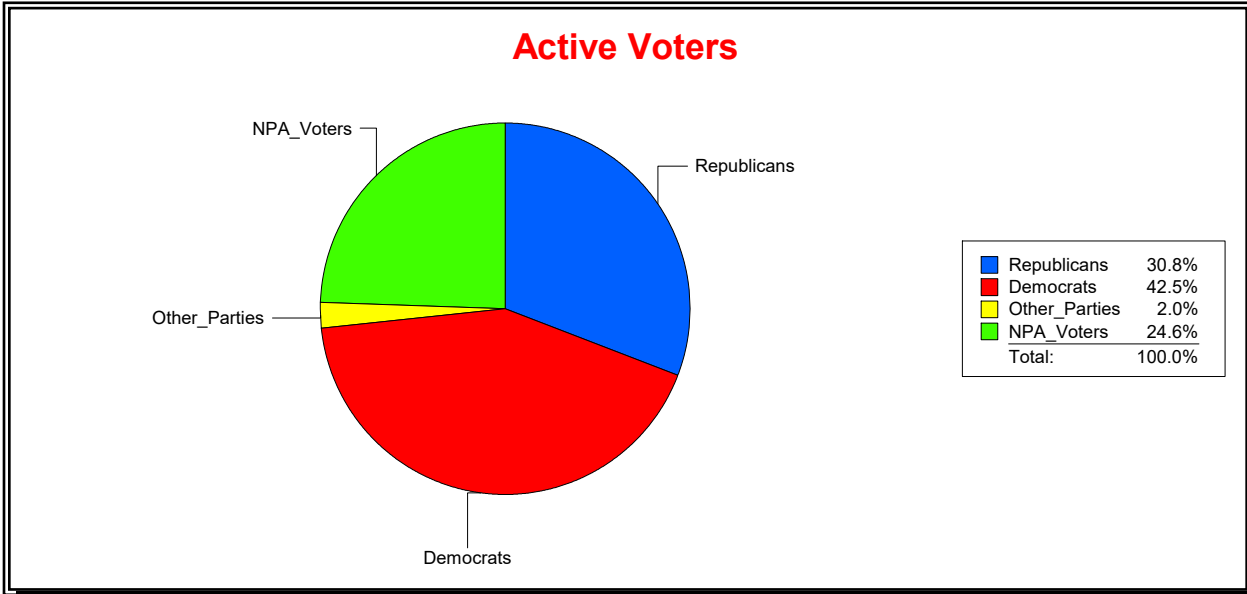
Time 08:16 AM

Graphs of District Registration

Active Registered Voters

Inactive Voters

| <u>District</u> | <u>Total</u> | <u>Dems</u> | <u>Reps</u> | <u>NonP</u> | <u>Other</u> | <u>Total</u> | <u>Dems</u> | <u>Reps</u> | <u>NonP</u> | <u>Other</u> |
|-----------------|--------------|-------------|-------------|-------------|--------------|--------------|-------------|-------------|-------------|--------------|
| SARASOTA | 40,985 | 17,436 | 12,642 | 10,071 | 836 | 1,272 | 517 | 341 | 404 | 10 |



Ron Turner

Supervisor of Elections

Sarasota County, FL

Date 12/1/2021

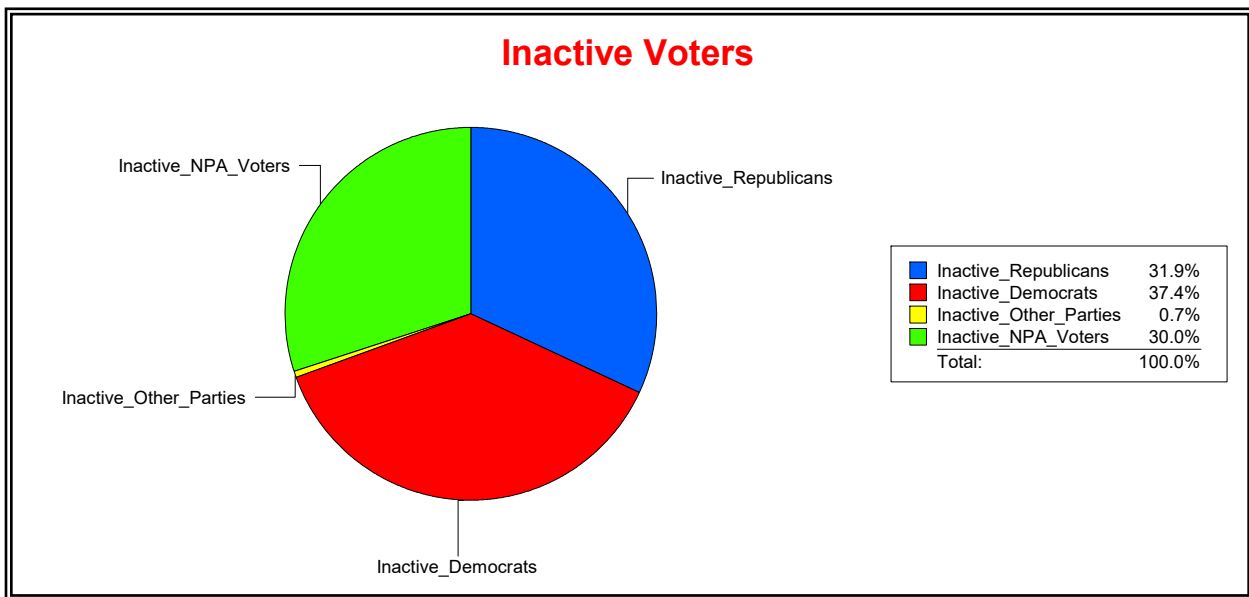
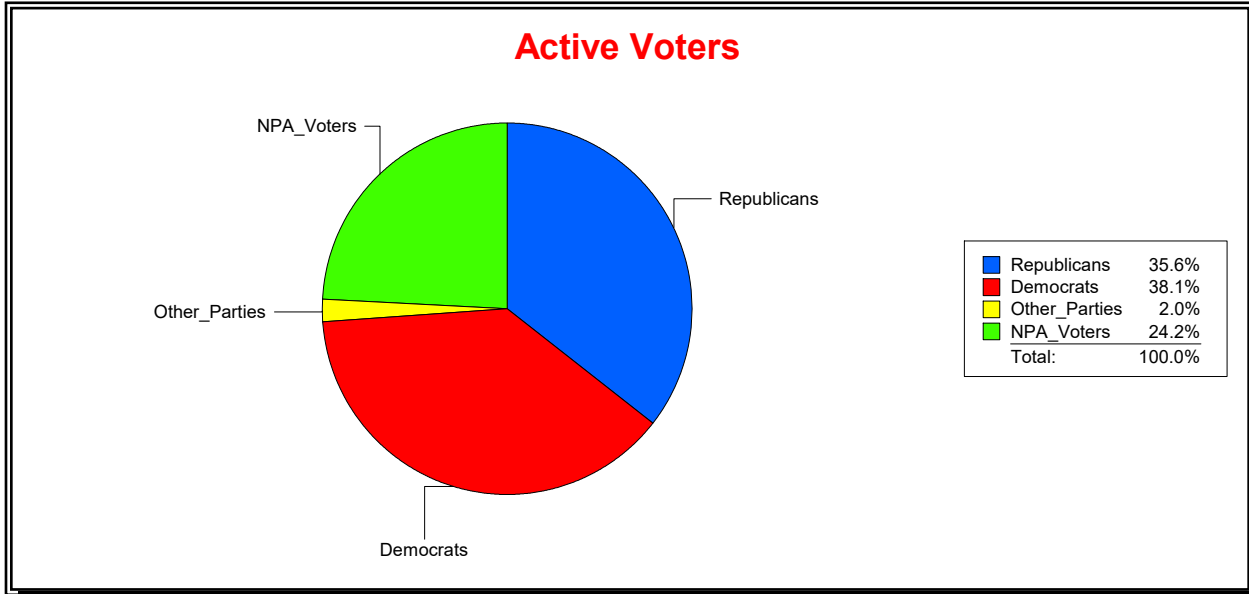
Time 08:16 AM

Graphs of District Registration

Active Registered Voters

Inactive Voters

| <u>District</u> | <u>Total</u> | <u>Dems</u> | <u>Reps</u> | <u>NonP</u> | <u>Other</u> | <u>Total</u> | <u>Dems</u> | <u>Reps</u> | <u>NonP</u> | <u>Other</u> |
|----------------------|--------------|-------------|-------------|-------------|--------------|--------------|-------------|-------------|-------------|--------------|
| SCHOOL DIST 1 | 71,247 | 27,178 | 25,382 | 17,236 | 1,451 | 1,900 | 710 | 607 | 570 | 13 |



Ron Turner

Supervisor of Elections

Sarasota County, FL

Date 12/1/2021

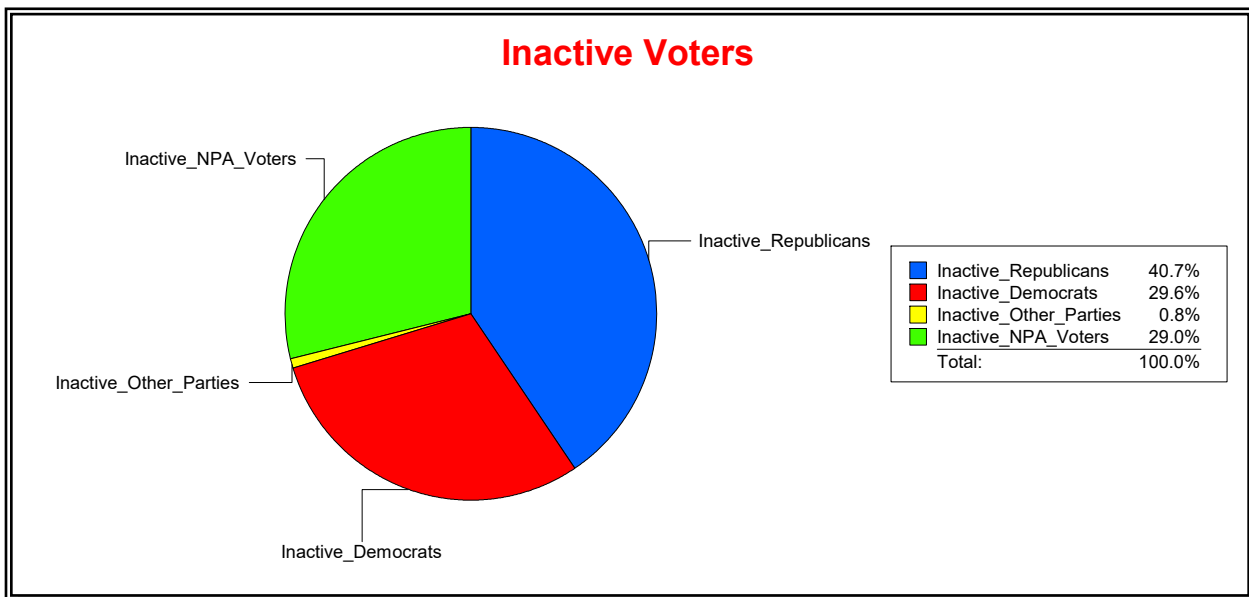
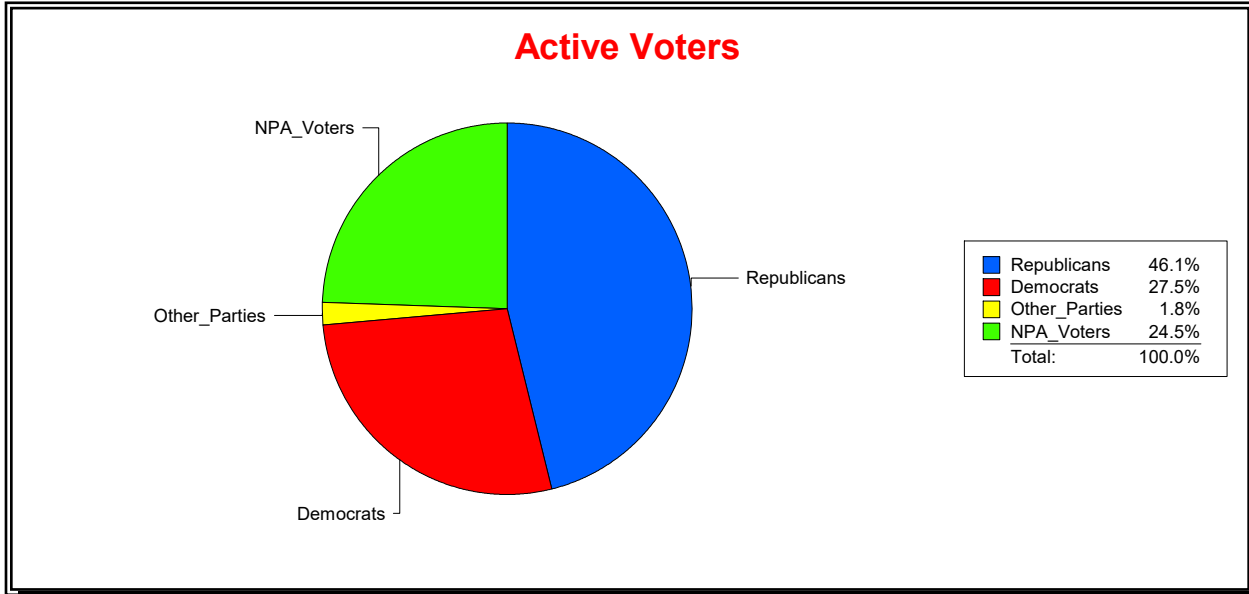
Time 08:16 AM

Graphs of District Registration

Active Registered Voters

Inactive Voters

| <u>District</u> | <u>Total</u> | <u>Dems</u> | <u>Reps</u> | <u>NonP</u> | <u>Other</u> | <u>Total</u> | <u>Dems</u> | <u>Reps</u> | <u>NonP</u> | <u>Other</u> |
|----------------------|--------------|-------------|-------------|-------------|--------------|--------------|-------------|-------------|-------------|--------------|
| SCHOOL DIST 2 | 70,847 | 19,508 | 32,676 | 17,366 | 1,297 | 1,502 | 444 | 611 | 435 | 12 |



Ron Turner

Supervisor of Elections

Sarasota County, FL

Date 12/1/2021

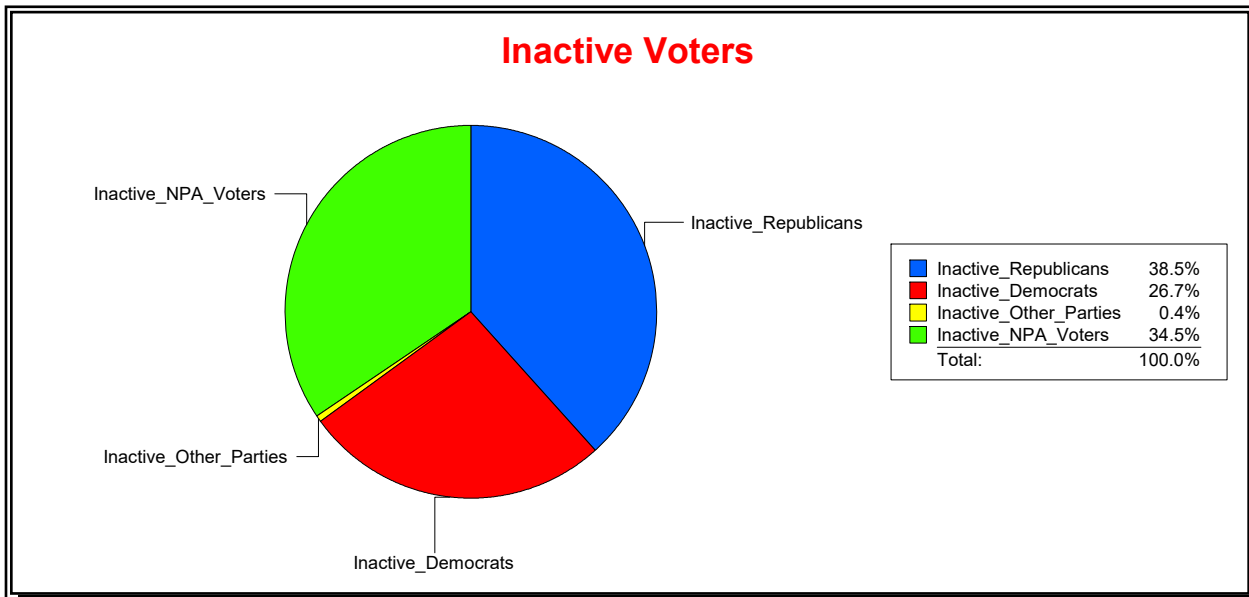
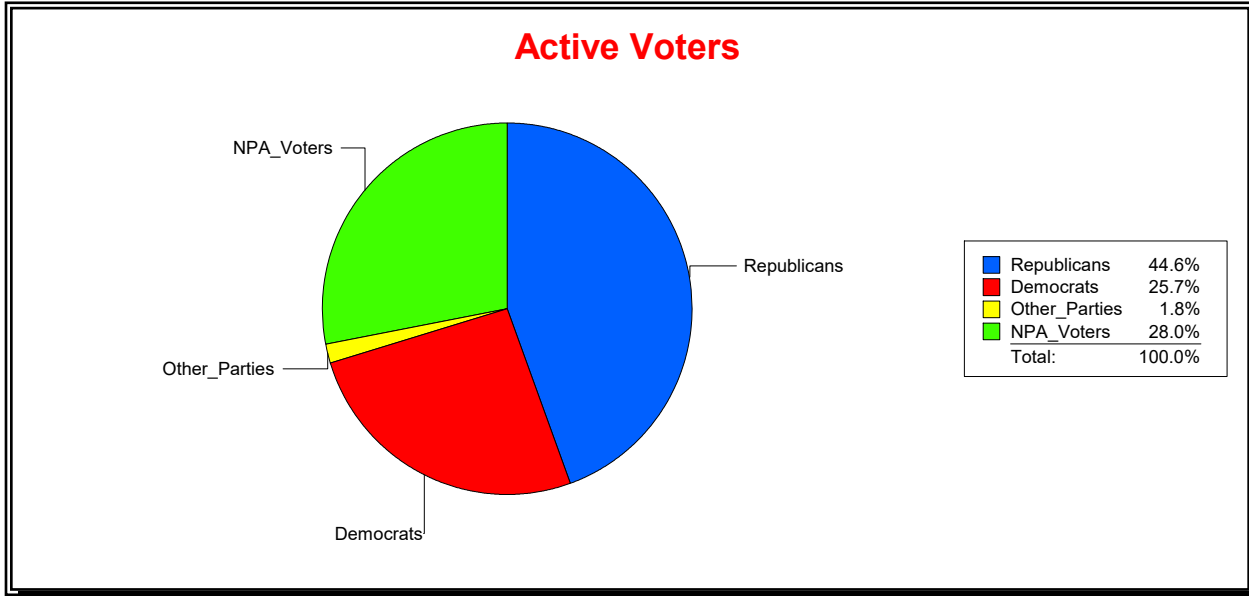
Time 08:16 AM

Graphs of District Registration

Active Registered Voters

Inactive Voters

| <u>District</u> | <u>Total</u> | <u>Dems</u> | <u>Reps</u> | <u>NonP</u> | <u>Other</u> | <u>Total</u> | <u>Dems</u> | <u>Reps</u> | <u>NonP</u> | <u>Other</u> |
|----------------------|--------------|-------------|-------------|-------------|--------------|--------------|-------------|-------------|-------------|--------------|
| SCHOOL DIST 3 | 77,072 | 19,812 | 34,351 | 21,556 | 1,353 | 2,325 | 620 | 894 | 802 | 9 |



Ron Turner

Supervisor of Elections

Sarasota County, FL

Date 12/1/2021

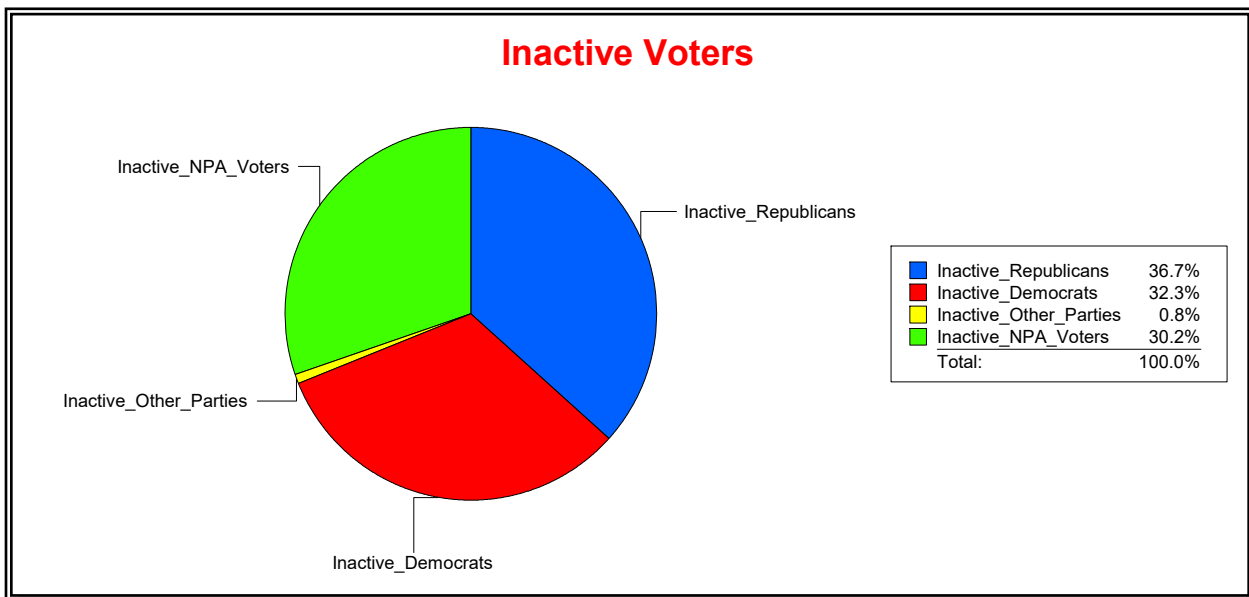
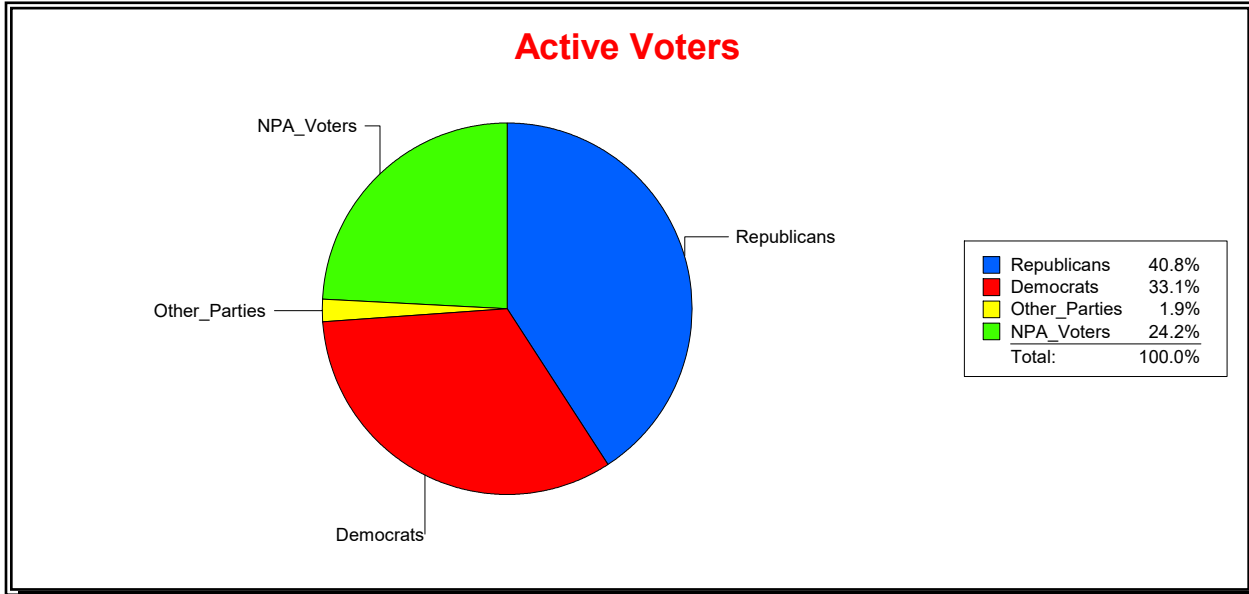
Time 08:16 AM

Graphs of District Registration

Active Registered Voters

Inactive Voters

| District | Total | Dems | Reps | NonP | Other | Total | Dems | Reps | NonP | Other |
|---------------|--------|--------|--------|--------|-------|-------|------|------|------|-------|
| SCHOOL DIST 4 | 61,861 | 20,506 | 25,219 | 14,940 | 1,196 | 1,657 | 535 | 608 | 500 | 14 |



Ron Turner

Supervisor of Elections

Sarasota County, FL

Date 12/1/2021

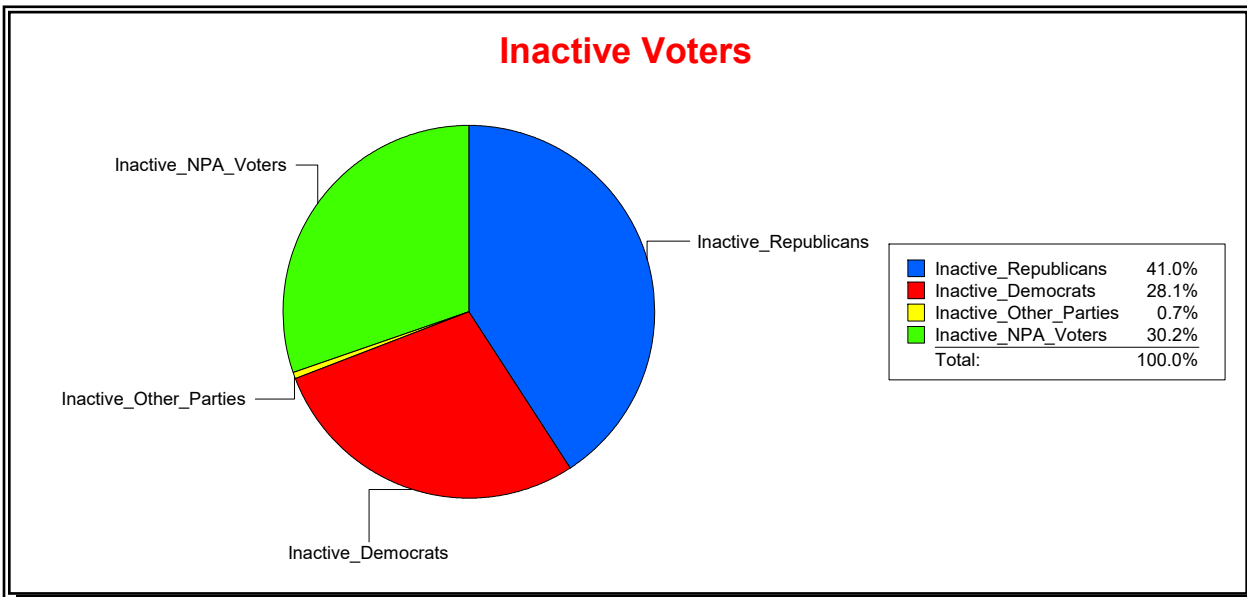
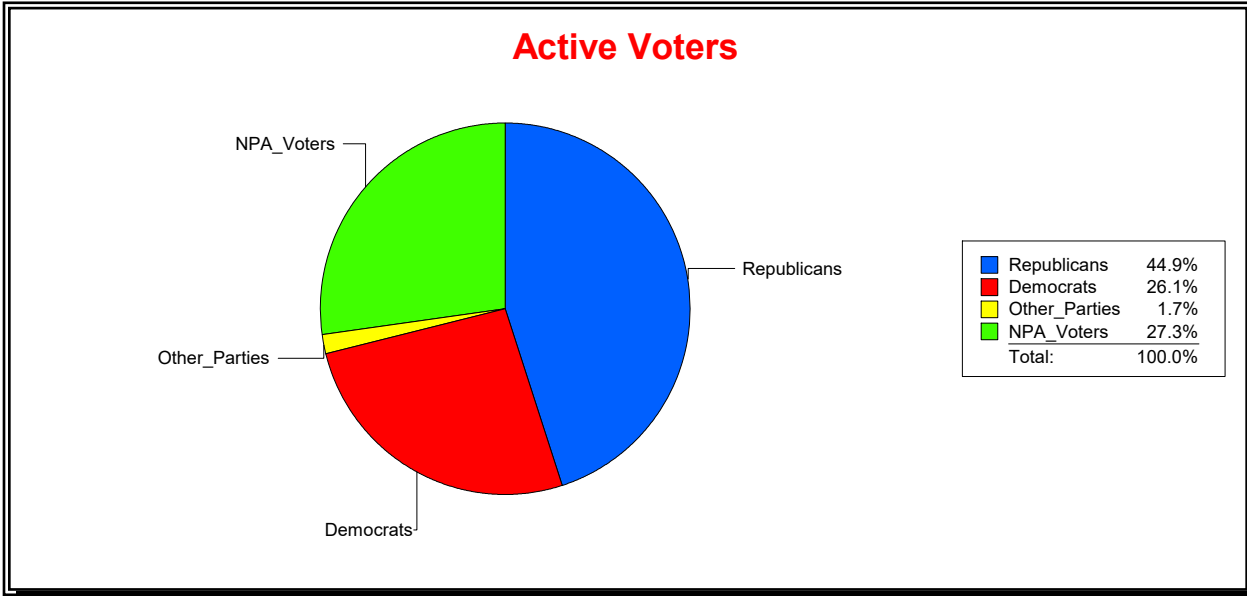
Time 08:16 AM

Graphs of District Registration

Active Registered Voters

Inactive Voters

| District | Total | Dems | Reps | NonP | Other | Total | Dems | Reps | NonP | Other |
|---------------|--------|--------|--------|--------|-------|-------|------|------|------|-------|
| SCHOOL DIST 5 | 76,257 | 19,895 | 34,229 | 20,800 | 1,333 | 2,070 | 581 | 848 | 626 | 15 |



Ron Turner

Supervisor of Elections

Sarasota County, FL

Date 12/1/2021

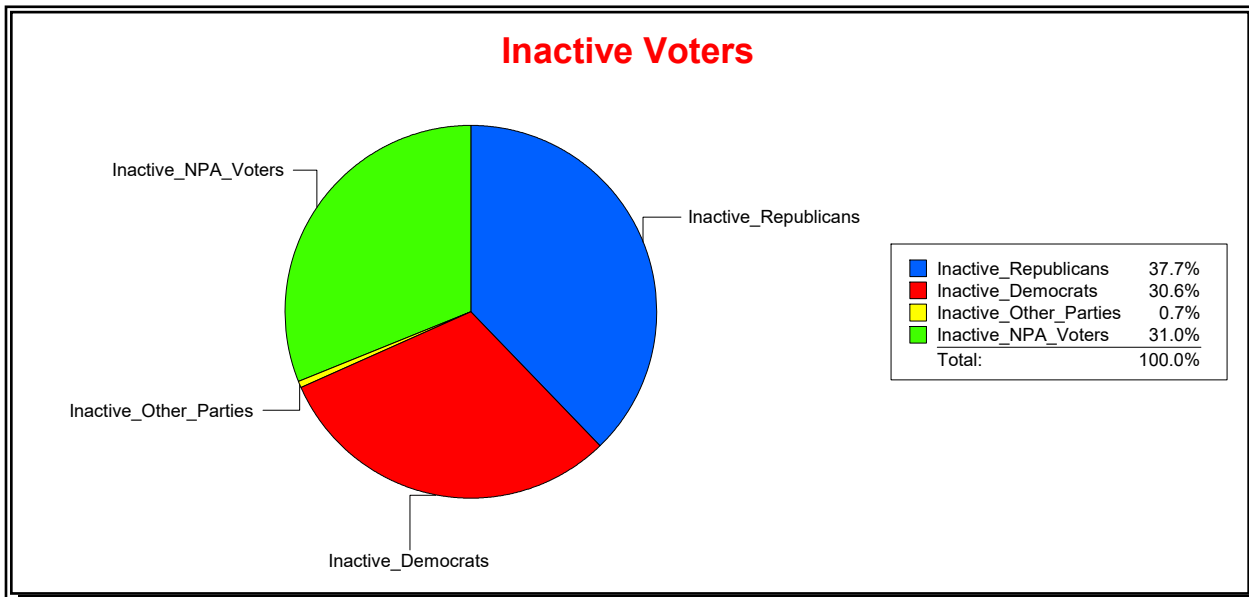
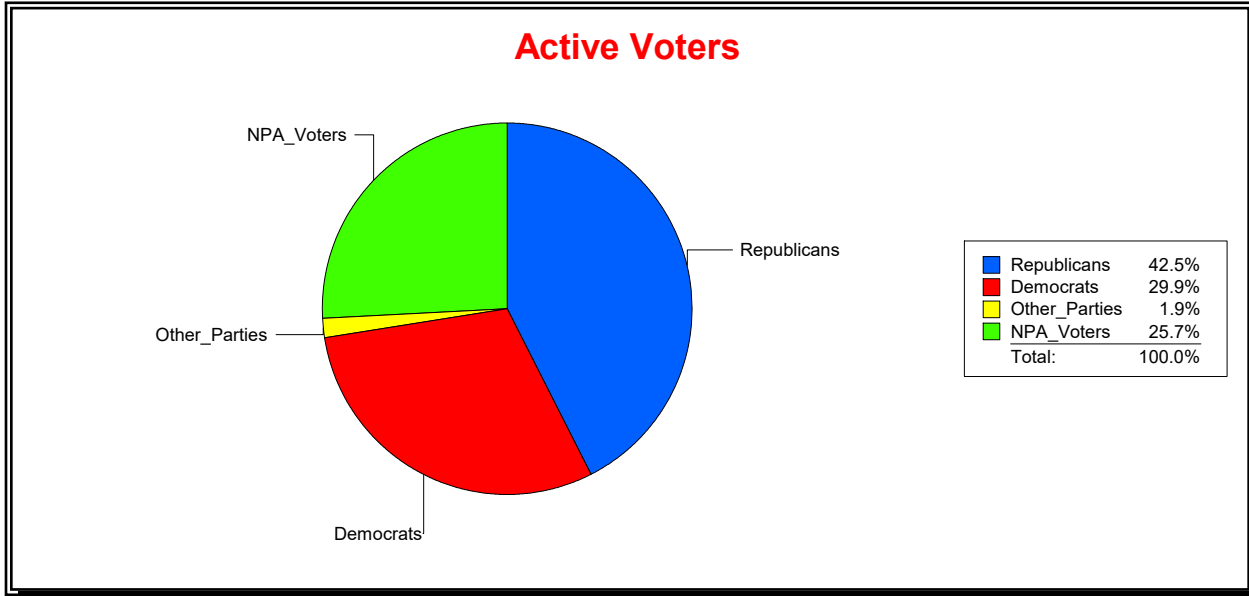
Time 08:16 AM

Graphs of District Registration

Active Registered Voters

Inactive Voters

| District | Total | Dems | Reps | NonP | Other | Total | Dems | Reps | NonP | Other |
|-----------------|---------|---------|---------|--------|-------|-------|-------|-------|-------|-------|
| STATE SENATE 23 | 357,284 | 106,899 | 151,857 | 91,898 | 6,630 | 9,454 | 2,890 | 3,568 | 2,933 | 63 |



Ron Turner

Supervisor of Elections

Sarasota County, FL

Date 12/1/2021

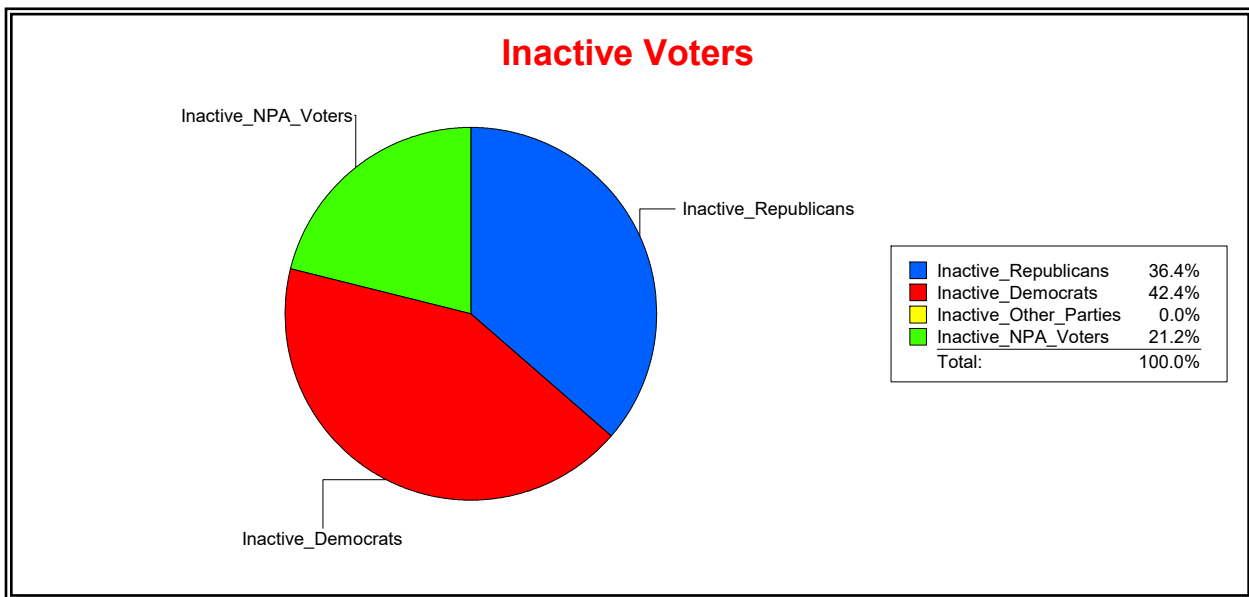
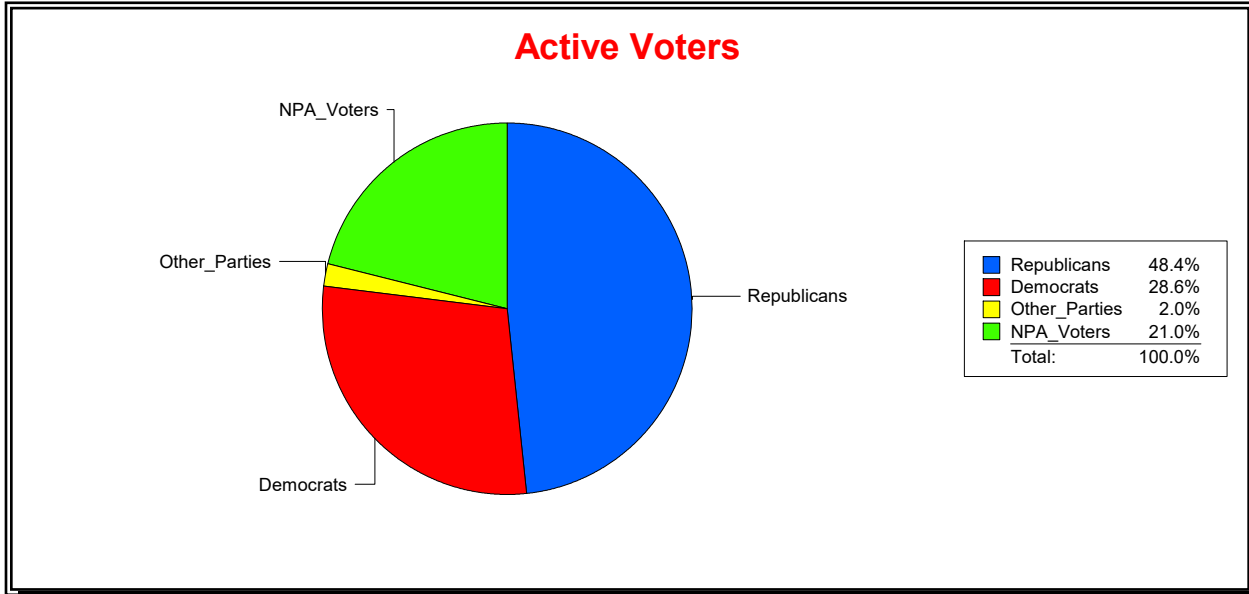
Time 08:16 AM

Graphs of District Registration

Active Registered Voters

Inactive Voters

| District | Total | Dems | Reps | NonP | Other | Total | Dems | Reps | NonP | Other |
|-----------------------------|-------|------|------|------|-------|-------|------|------|------|-------|
| LONGBOAT KEY BEACH A | 1,896 | 542 | 918 | 398 | 38 | 33 | 14 | 12 | 7 | 0 |



Ron Turner

Supervisor of Elections

Sarasota County, FL

Date 12/1/2021

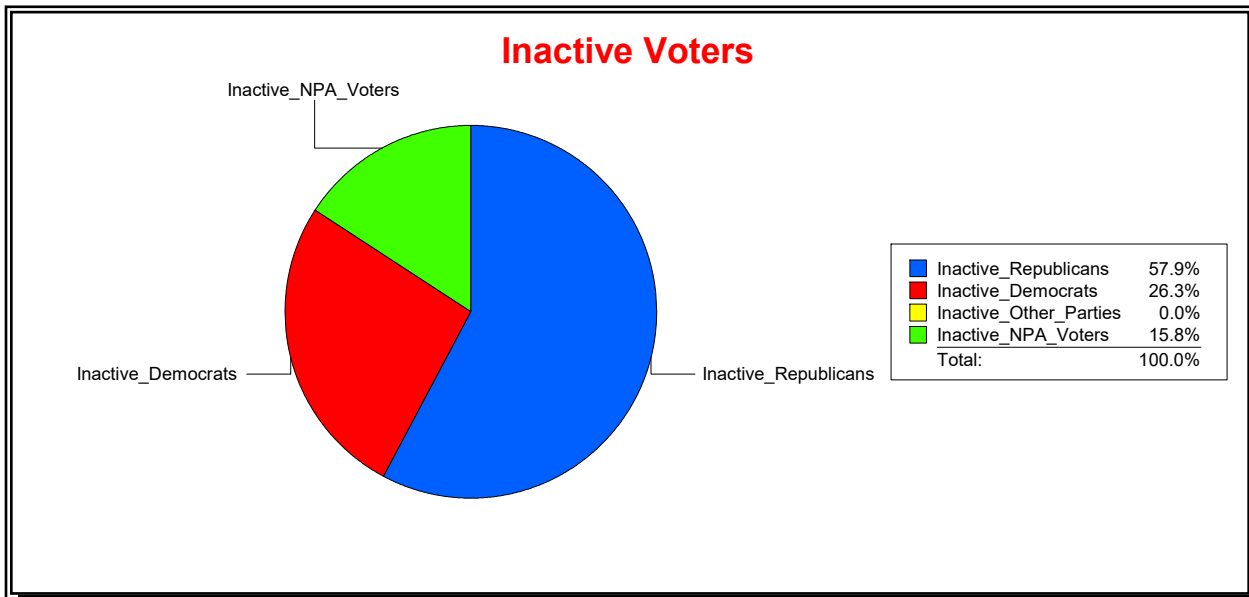
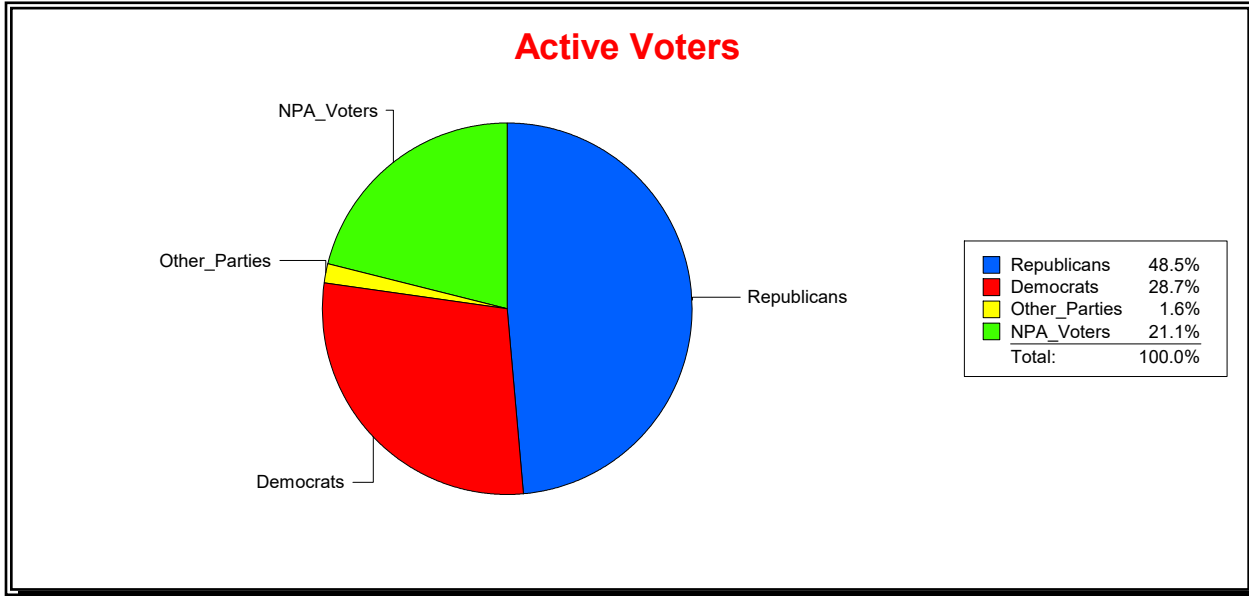
Time 08:16 AM

Graphs of District Registration

Active Registered Voters

Inactive Voters

| District | Total | Dems | Reps | NonP | Other | Total | Dems | Reps | NonP | Other |
|----------------------|-------|------|-------|------|-------|-------|------|------|------|-------|
| LONGBOAT KEY BEACH B | 2,946 | 846 | 1,430 | 622 | 48 | 38 | 10 | 22 | 6 | 0 |



Ron Turner

Supervisor of Elections

Sarasota County, FL

Date 12/1/2021

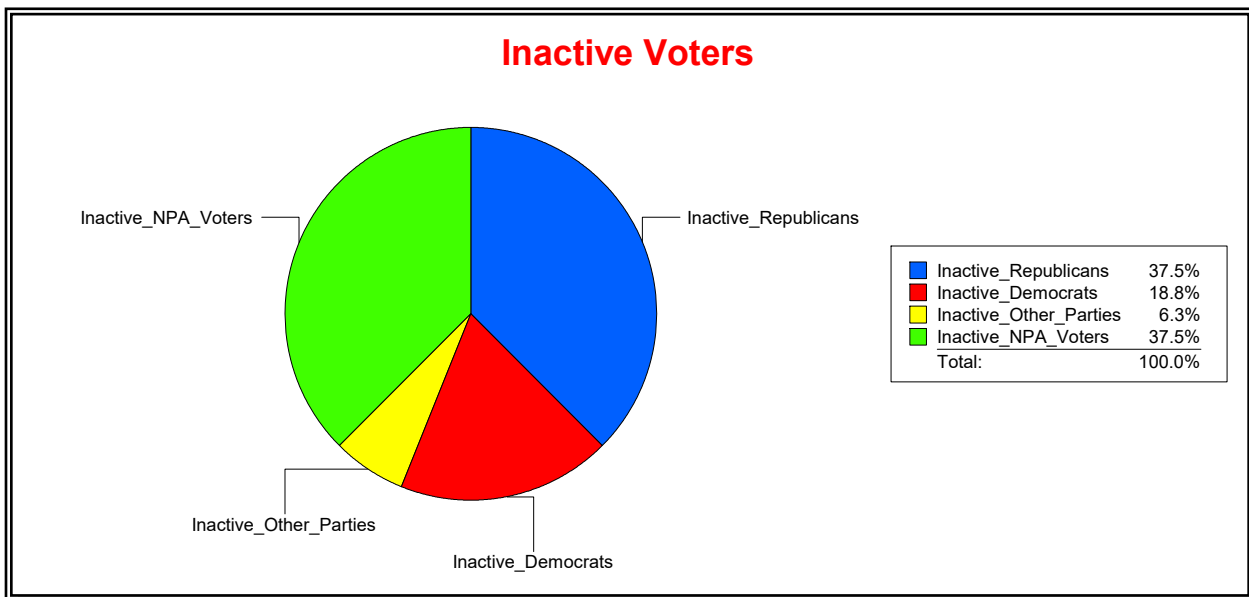
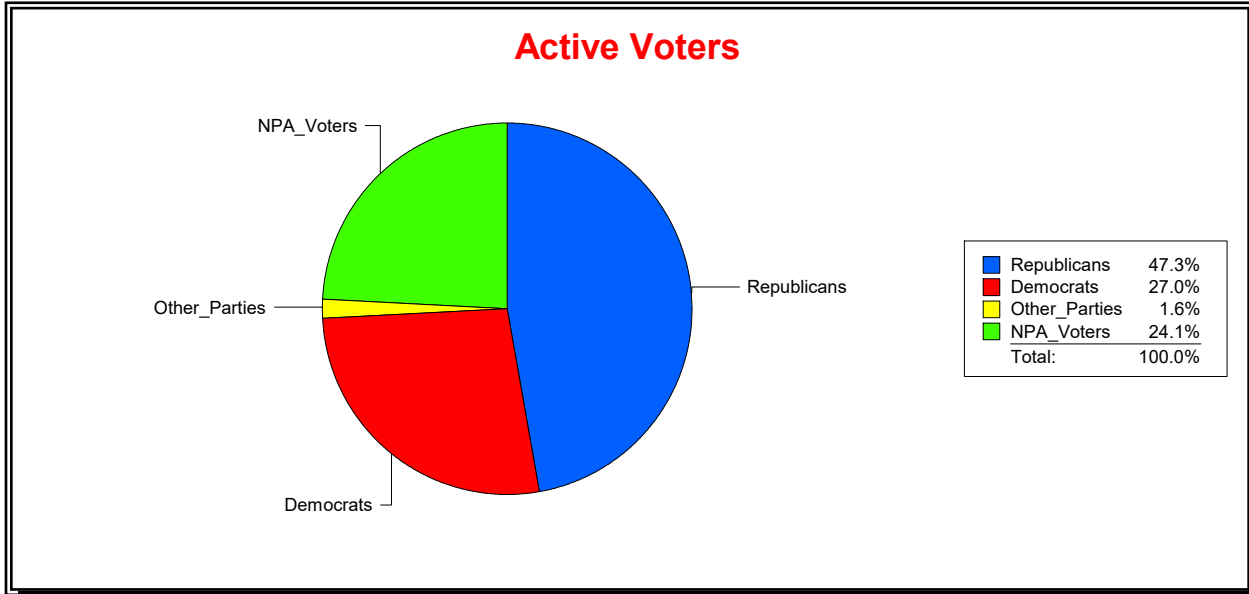
Time 08:16 AM

Graphs of District Registration

Active Registered Voters

Inactive Voters

| District | Total | Dems | Reps | NonP | Other | Total | Dems | Reps | NonP | Other |
|-----------------|-------|------|------|------|-------|-------|------|------|------|-------|
| BLACKBURN CREEK | 2,046 | 553 | 967 | 493 | 33 | 16 | 3 | 6 | 6 | 1 |



Ron Turner

Supervisor of Elections

Sarasota County, FL

Date 12/1/2021

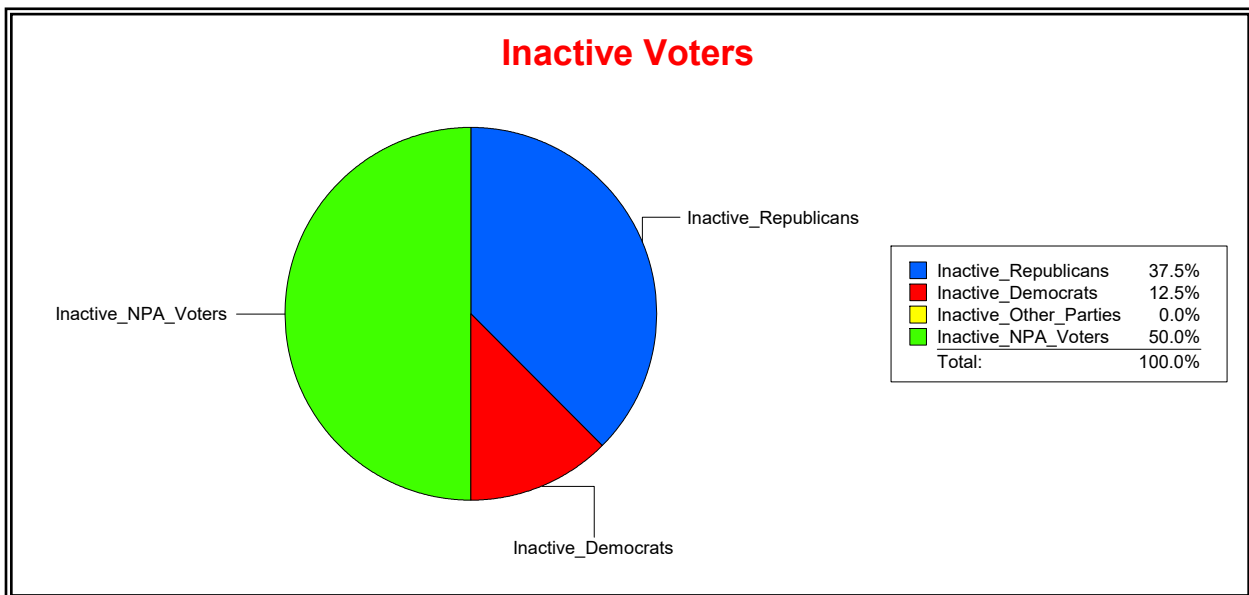
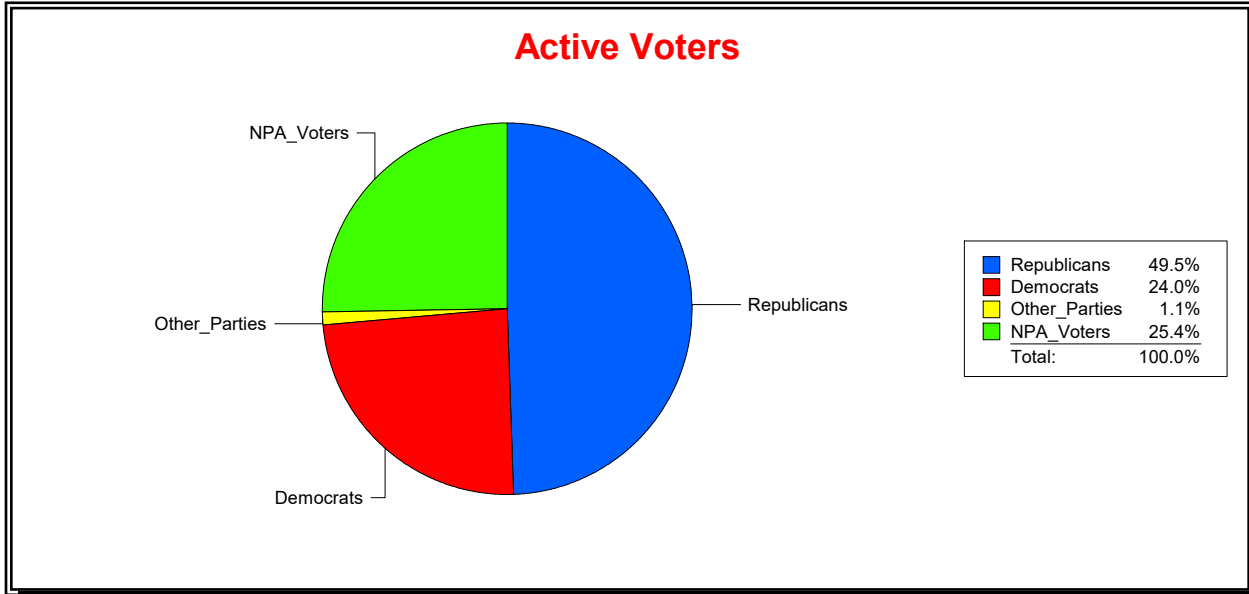
Time 08:16 AM

Graphs of District Registration

Active Registered Voters

Inactive Voters

| <u>District</u> | <u>Total</u> | <u>Dems</u> | <u>Reps</u> | <u>NonP</u> | <u>Other</u> | <u>Total</u> | <u>Dems</u> | <u>Reps</u> | <u>NonP</u> | <u>Other</u> |
|-------------------------|--------------|-------------|-------------|-------------|--------------|--------------|-------------|-------------|-------------|--------------|
| BOBCAT TRAIL CDD | 788 | 189 | 390 | 200 | 9 | 16 | 2 | 6 | 8 | 0 |



Ron Turner

Supervisor of Elections

Sarasota County, FL

Date 12/1/2021

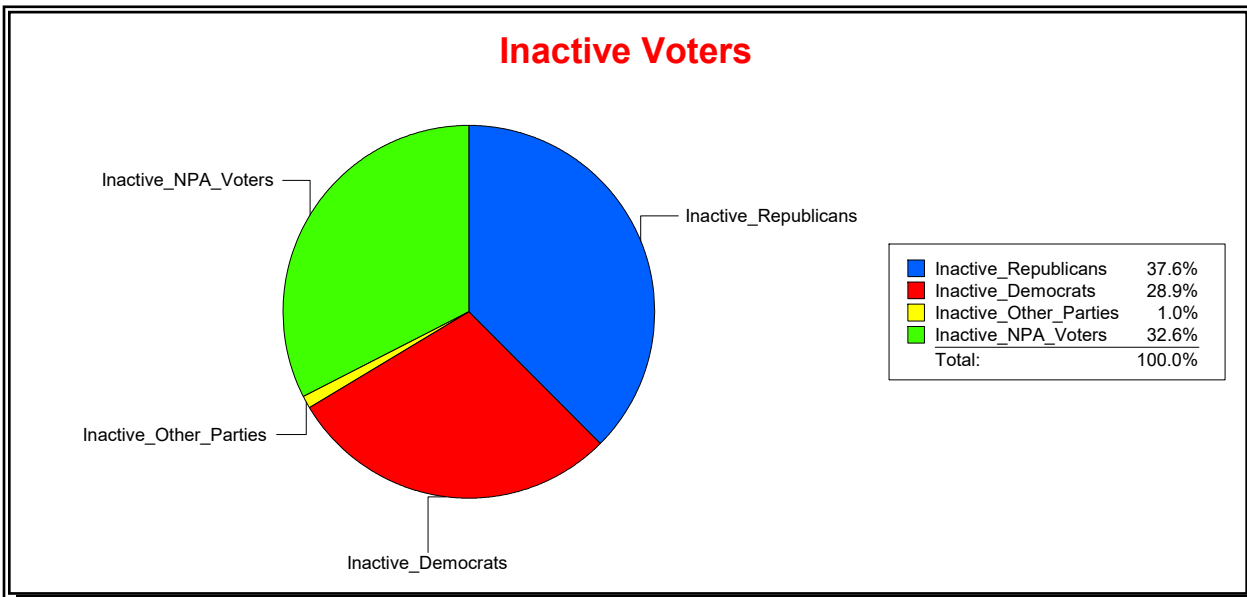
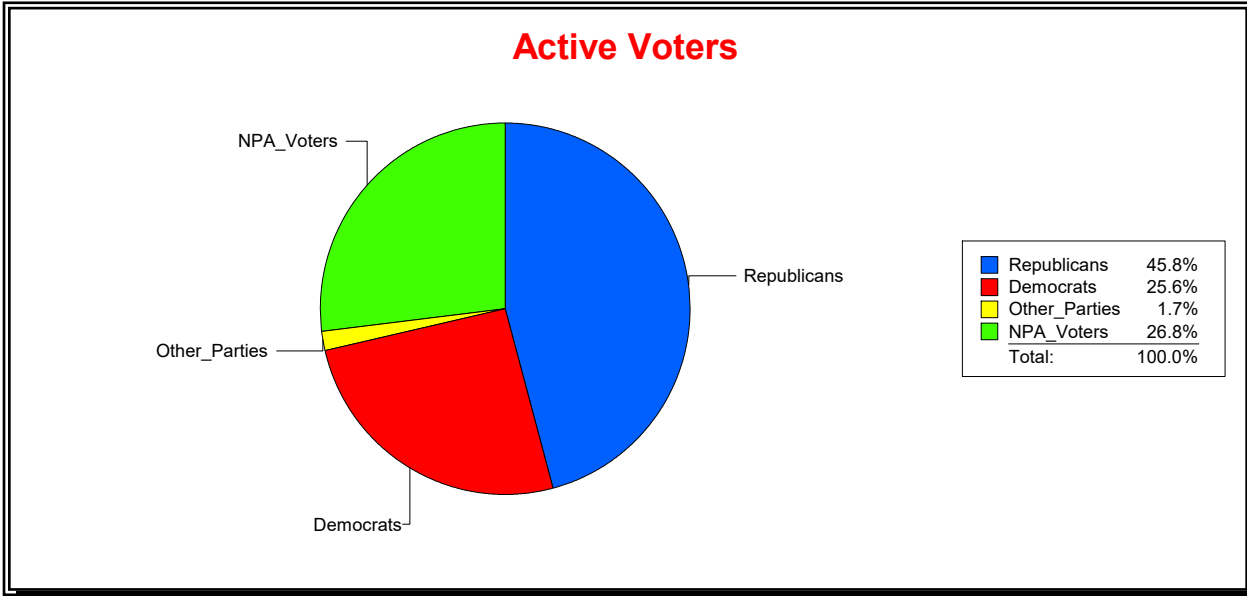
Time 08:16 AM

Graphs of District Registration

Active Registered Voters

Inactive Voters

| District | Total | Dems | Reps | NonP | Other | Total | Dems | Reps | NonP | Other |
|---------------------|--------|-------|-------|-------|-------|-------|------|------|------|-------|
| ENGLEWOOD FIRE DIST | 13,968 | 3,578 | 6,403 | 3,746 | 241 | 298 | 86 | 112 | 97 | 3 |



Ron Turner

Supervisor of Elections

Sarasota County, FL

Date 12/1/2021

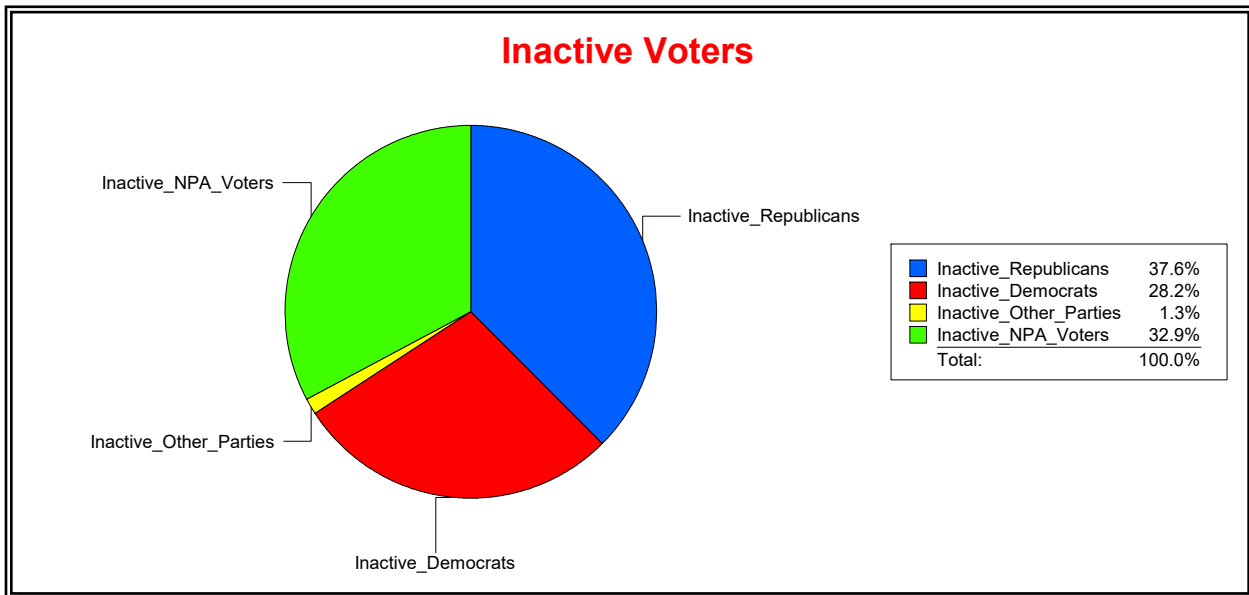
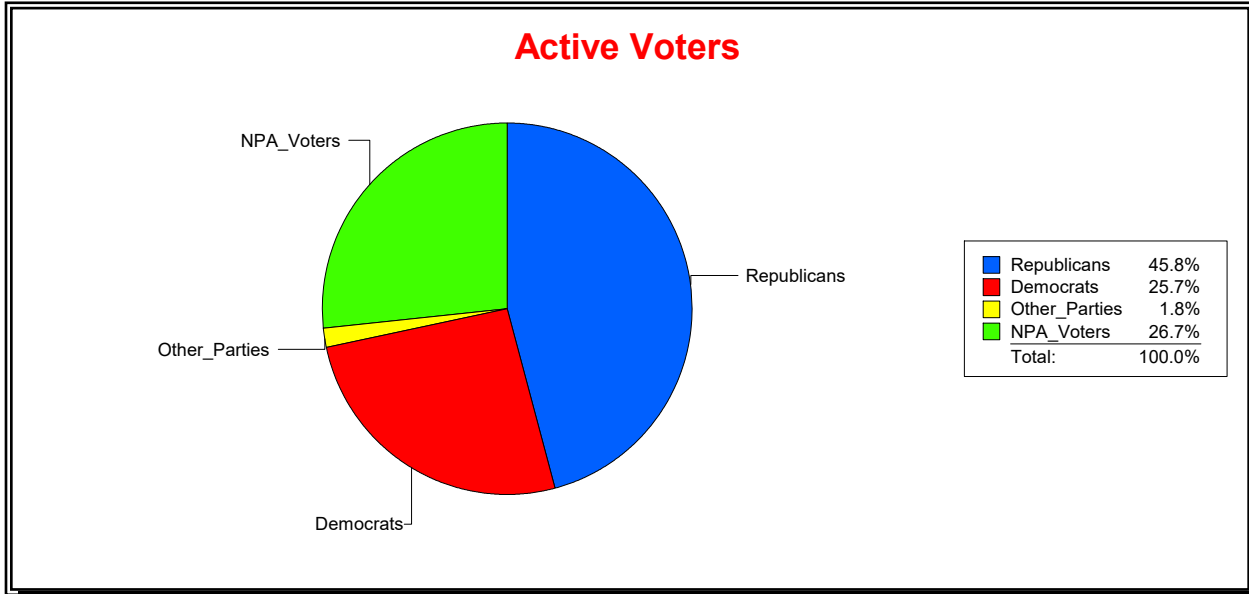
Time 08:16 AM

Graphs of District Registration

Active Registered Voters

Inactive Voters

| District | Total | Dems | Reps | NonP | Other | Total | Dems | Reps | NonP | Other |
|----------------------|--------|-------|-------|-------|-------|-------|------|------|------|-------|
| ENGLEWOOD WATER DIST | 14,919 | 3,839 | 6,834 | 3,984 | 262 | 319 | 90 | 120 | 105 | 4 |



Ron Turner

Supervisor of Elections

Sarasota County, FL

Date 12/1/2021

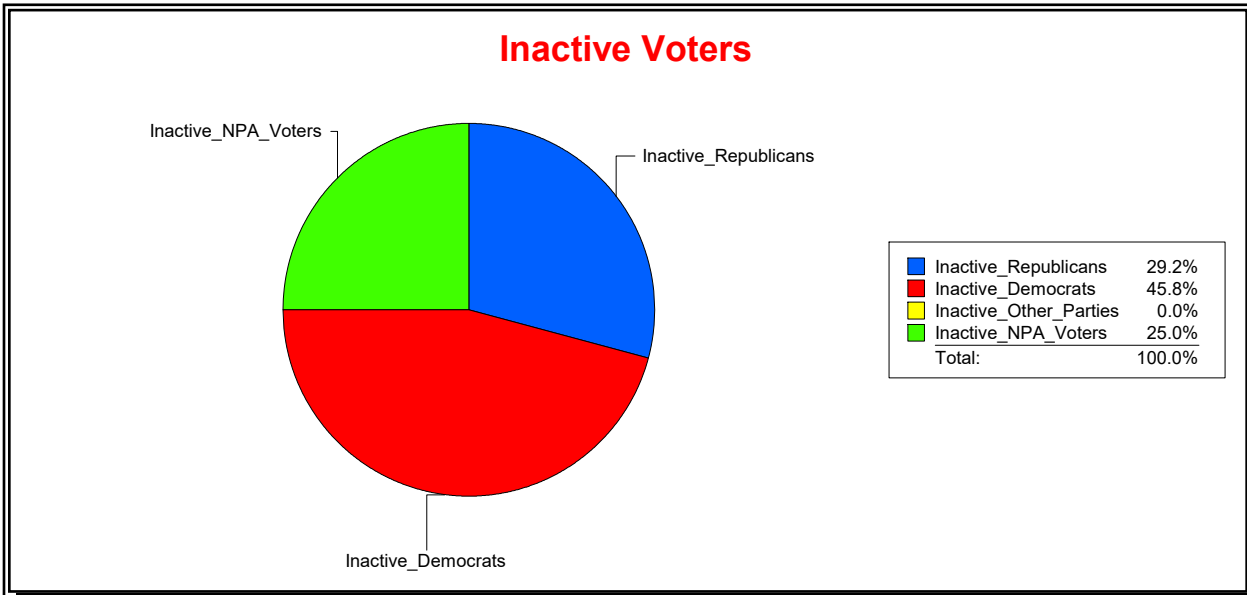
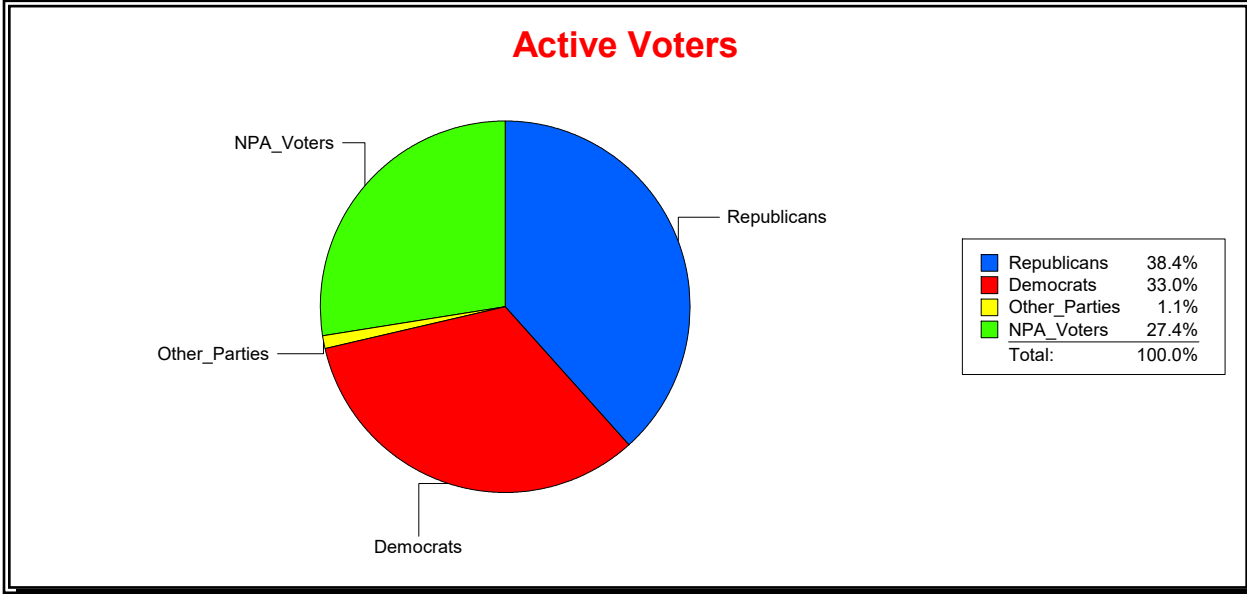
Time 08:16 AM

Graphs of District Registration

Active Registered Voters

Inactive Voters

| <u>District</u> | <u>Total</u> | <u>Dems</u> | <u>Reps</u> | <u>NonP</u> | <u>Other</u> | <u>Total</u> | <u>Dems</u> | <u>Reps</u> | <u>NonP</u> | <u>Other</u> |
|----------------------------------|--------------|-------------|-------------|-------------|--------------|--------------|-------------|-------------|-------------|--------------|
| HLDY PK PK & REC DIST | 609 | 201 | 234 | 167 | 7 | 24 | 11 | 7 | 6 | 0 |



Ron Turner

Supervisor of Elections

Sarasota County, FL

Date 12/1/2021

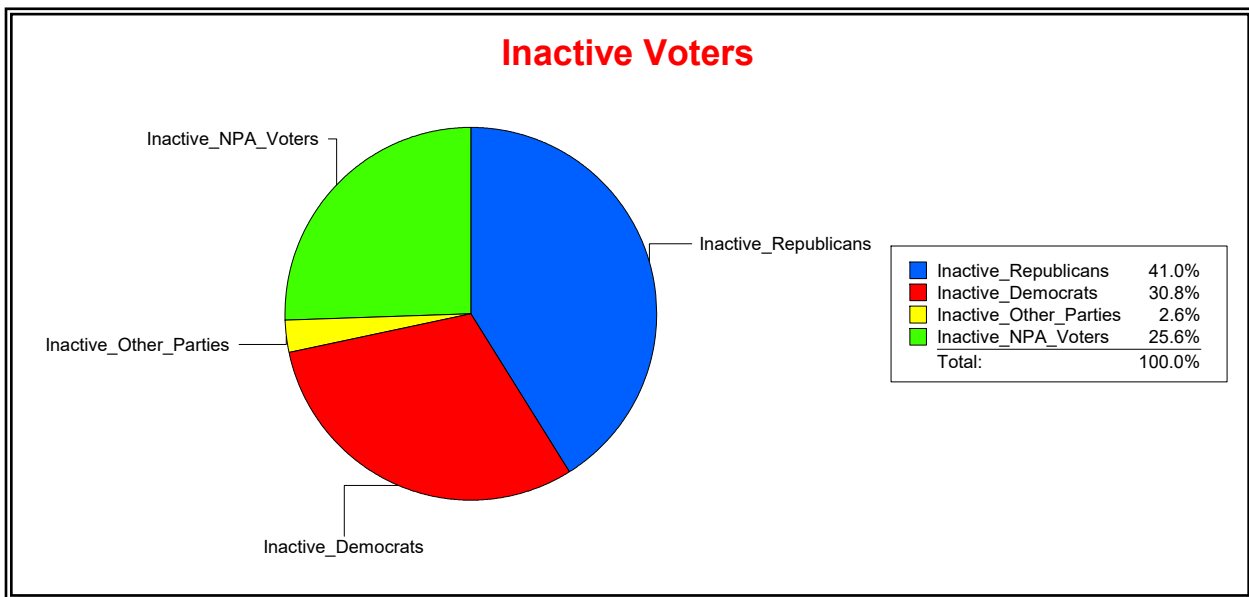
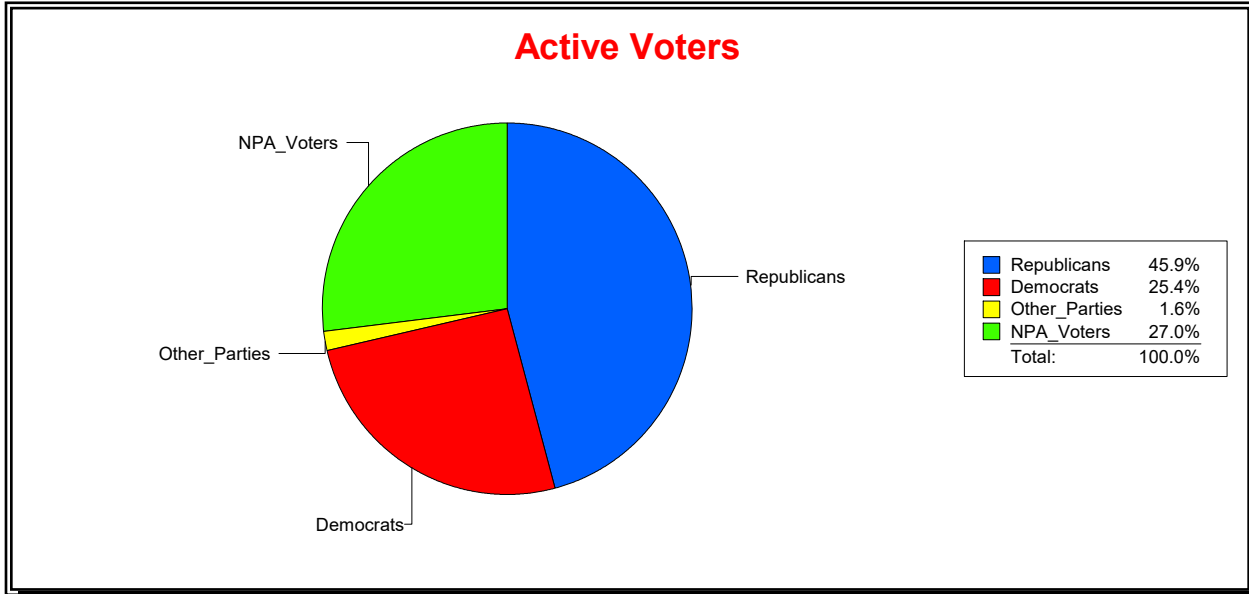
Time 08:16 AM

Graphs of District Registration

Active Registered Voters

Inactive Voters

| District | Total | Dems | Reps | NonP | Other | Total | Dems | Reps | NonP | Other |
|--------------------|-------|------|------|------|-------|-------|------|------|------|-------|
| LAKESIDE PLANT CDD | 932 | 237 | 428 | 252 | 15 | 39 | 12 | 16 | 10 | 1 |



Ron Turner

Supervisor of Elections

Sarasota County, FL

Date 12/1/2021

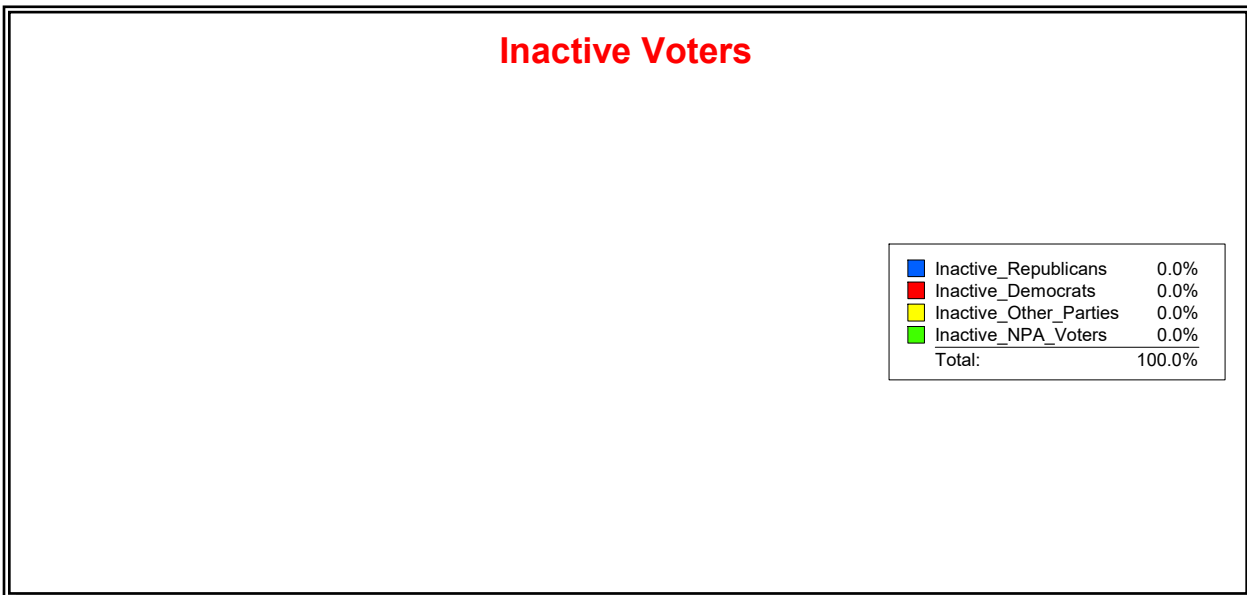
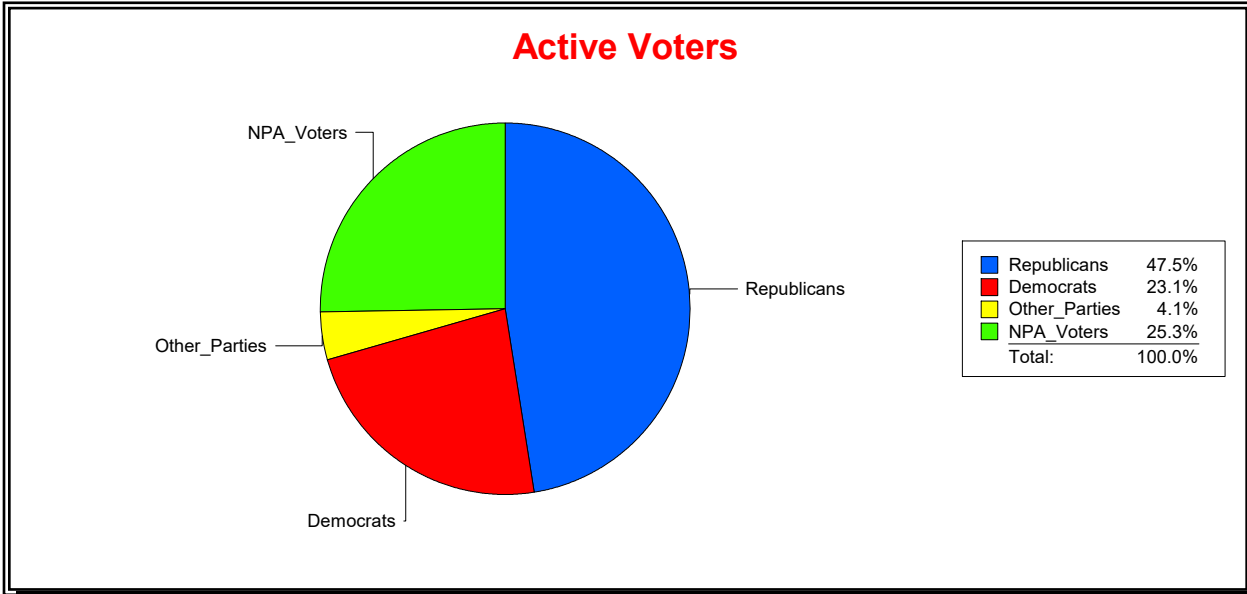
Time 08:16 AM

Graphs of District Registration

Active Registered Voters

Inactive Voters

| District | Total | Dems | Reps | NonP | Other | Total | Dems | Reps | NonP | Other |
|-------------------|-------|------|------|------|-------|-------|------|------|------|-------|
| LAKWOOD RANCH CDD | 1,415 | 327 | 672 | 358 | 58 | 0 | 0 | 0 | 0 | 0 |



Ron Turner

Supervisor of Elections

Sarasota County, FL

Date 12/1/2021

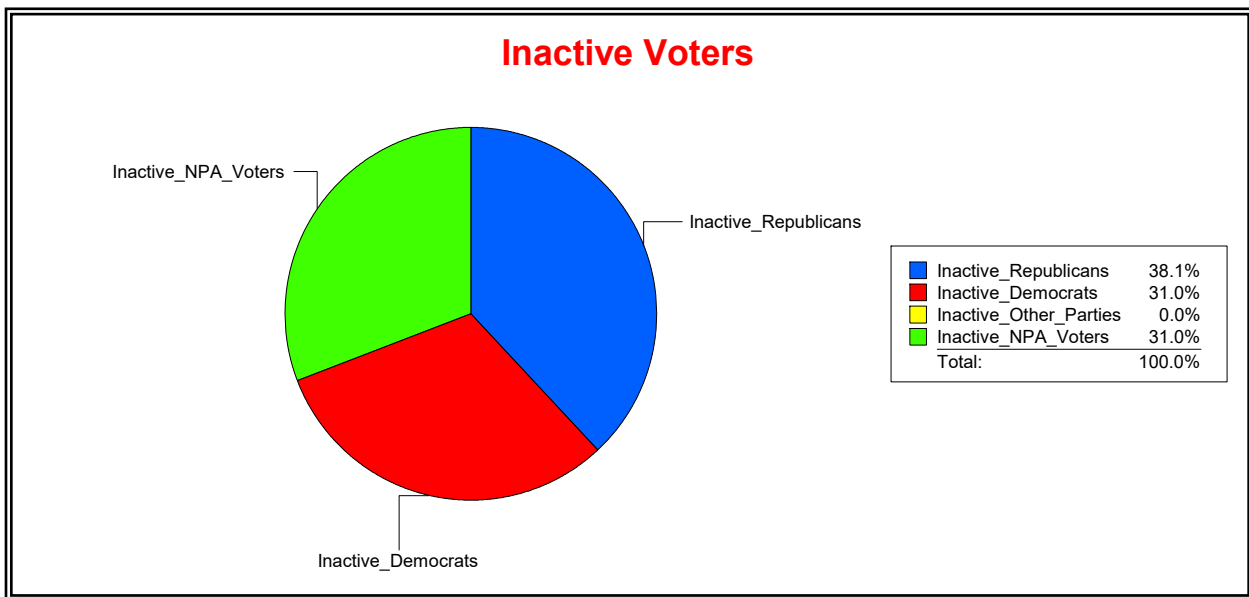
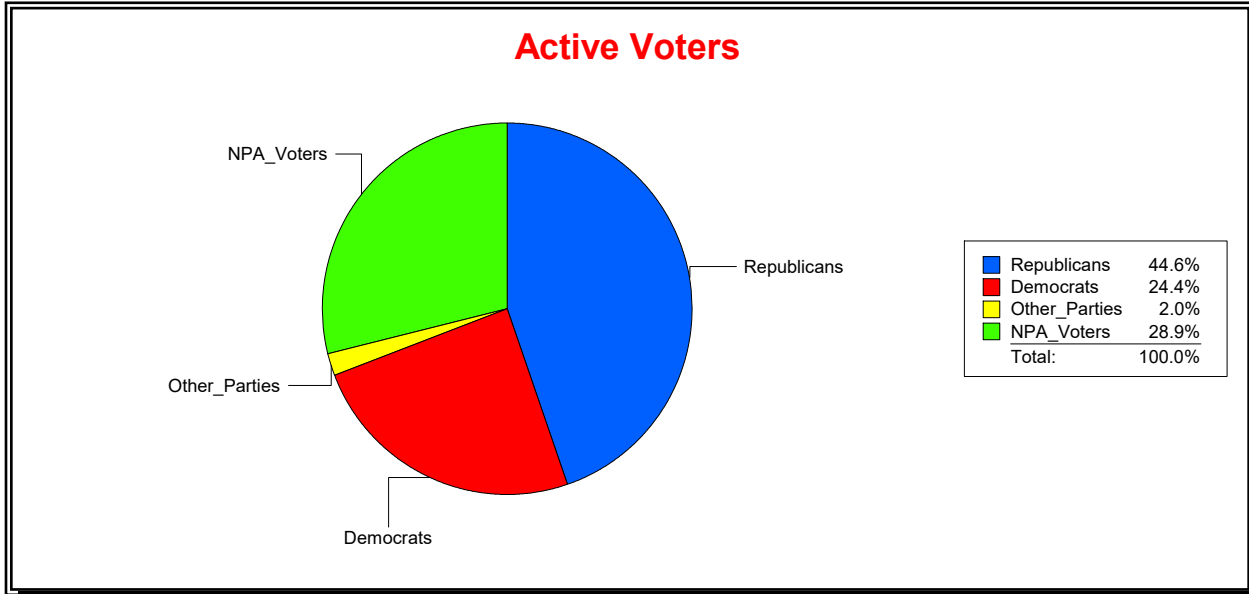
Time 08:16 AM

Graphs of District Registration

Active Registered Voters

Inactive Voters

| District | Total | Dems | Reps | NonP | Other | Total | Dems | Reps | NonP | Other |
|-----------------|-------|------|------|------|-------|-------|------|------|------|-------|
| STONEYBROOK CDD | 1,862 | 455 | 831 | 539 | 37 | 42 | 13 | 16 | 13 | 0 |



Ron Turner

Supervisor of Elections

Sarasota County, FL

Date 12/1/2021

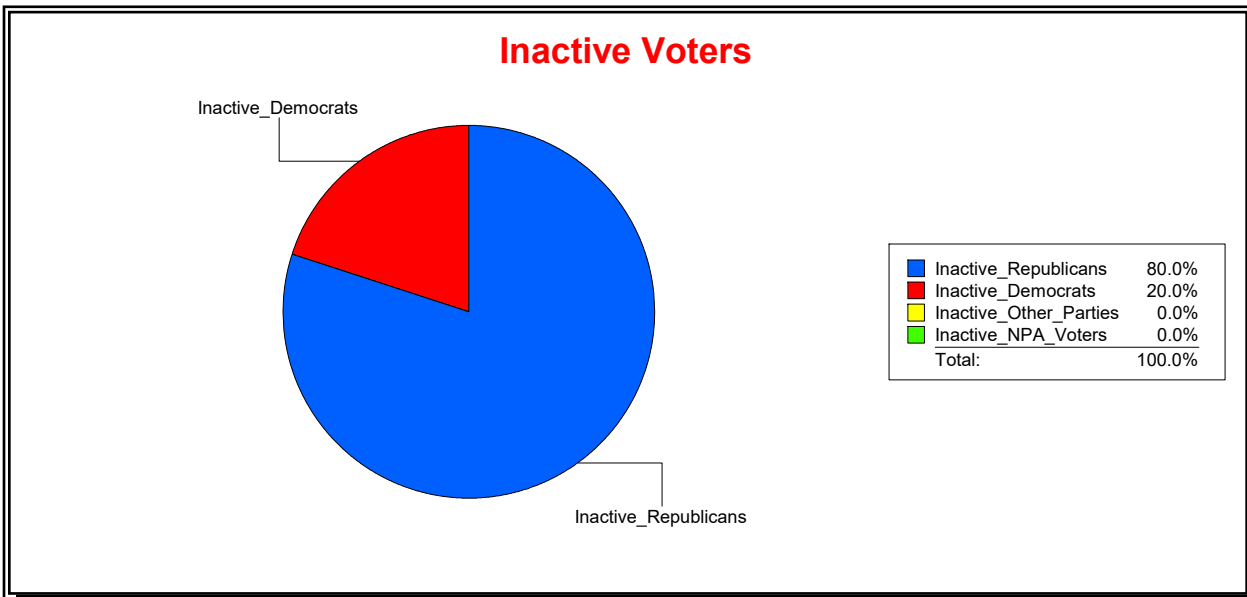
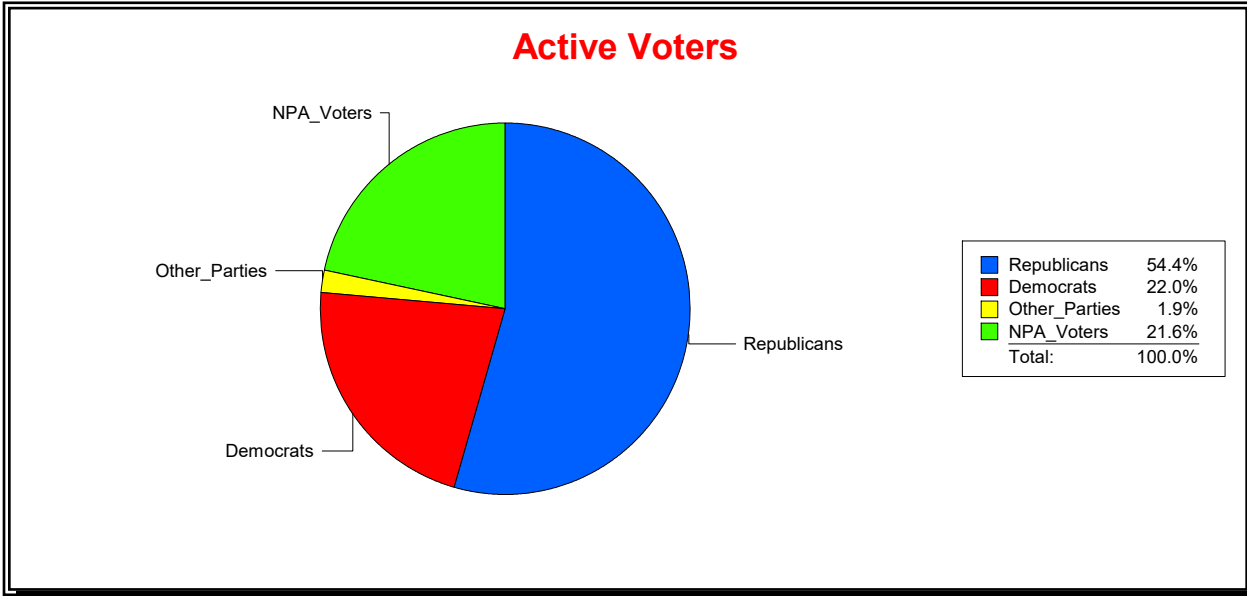
Time 08:16 AM

Graphs of District Registration

Active Registered Voters

Inactive Voters

| <u>District</u> | <u>Total</u> | <u>Dems</u> | <u>Reps</u> | <u>NonP</u> | <u>Other</u> | <u>Total</u> | <u>Dems</u> | <u>Reps</u> | <u>NonP</u> | <u>Other</u> |
|------------------------------|--------------|-------------|-------------|-------------|--------------|--------------|-------------|-------------|-------------|--------------|
| SARASOTA NATIONAL CDD | 1,664 | 366 | 906 | 360 | 32 | 5 | 1 | 4 | 0 | 0 |



Ron Turner

Supervisor of Elections

Sarasota County, FL

Date 12/1/2021

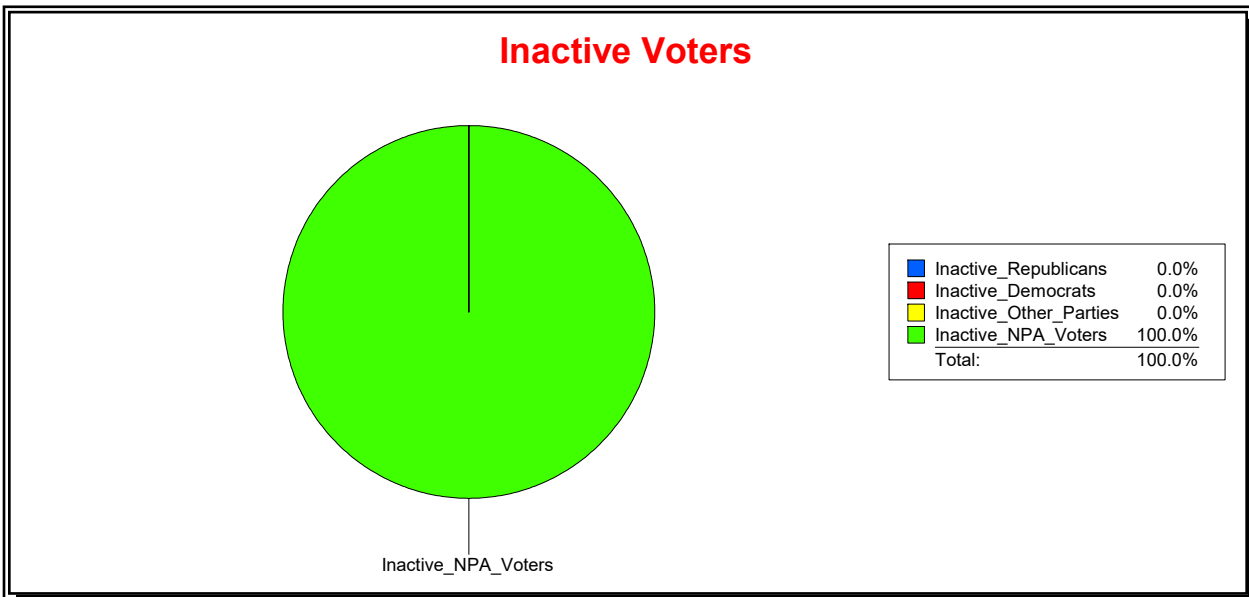
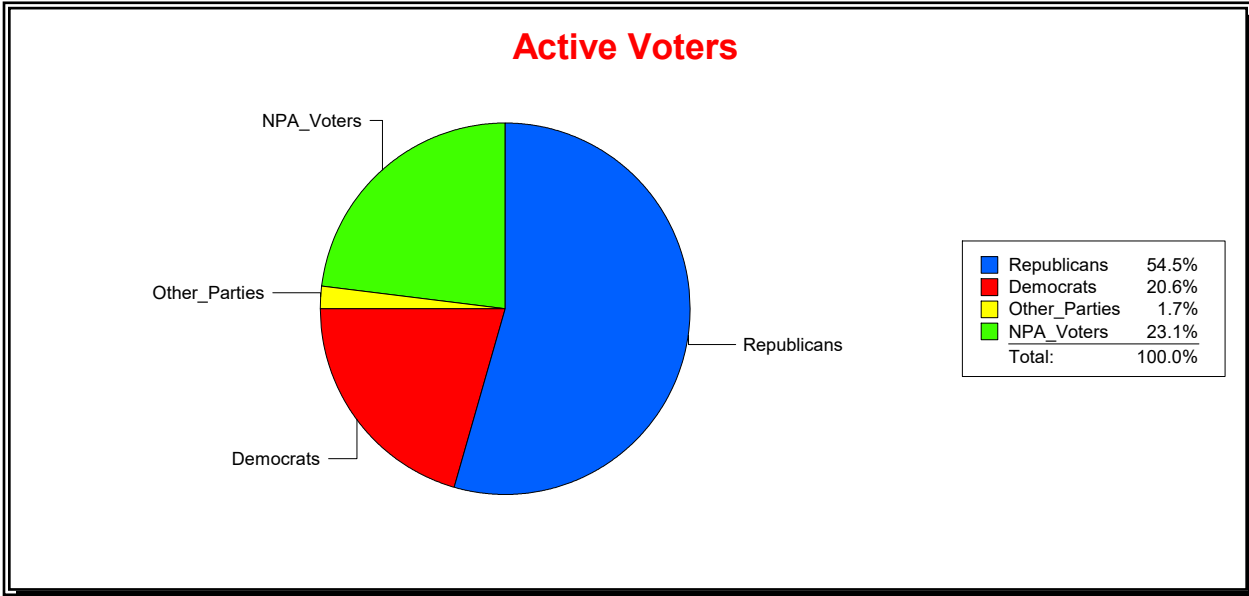
Time 08:16 AM

Graphs of District Registration

Active Registered Voters

Inactive Voters

| District | Total | Dems | Reps | NonP | Other | Total | Dems | Reps | NonP | Other |
|-------------------|-------|------|------|------|-------|-------|------|------|------|-------|
| TOSCANA ISLES CDD | 748 | 154 | 408 | 173 | 13 | 1 | 0 | 0 | 1 | 0 |



Ron Turner

Supervisor of Elections

Sarasota County, FL

Date 12/1/2021

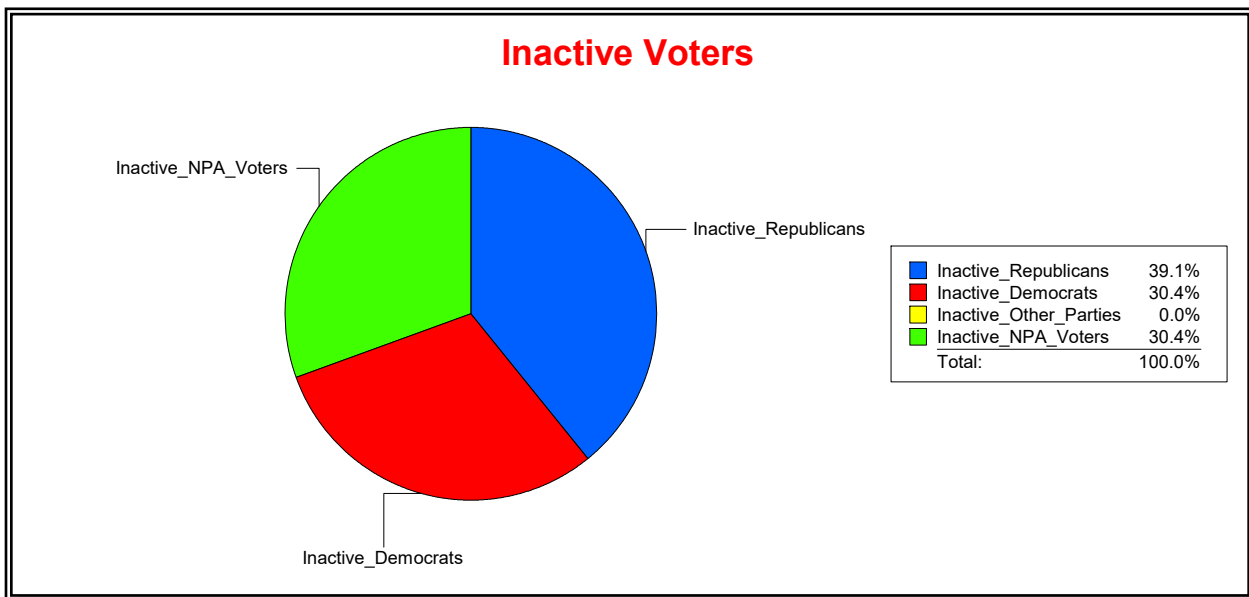
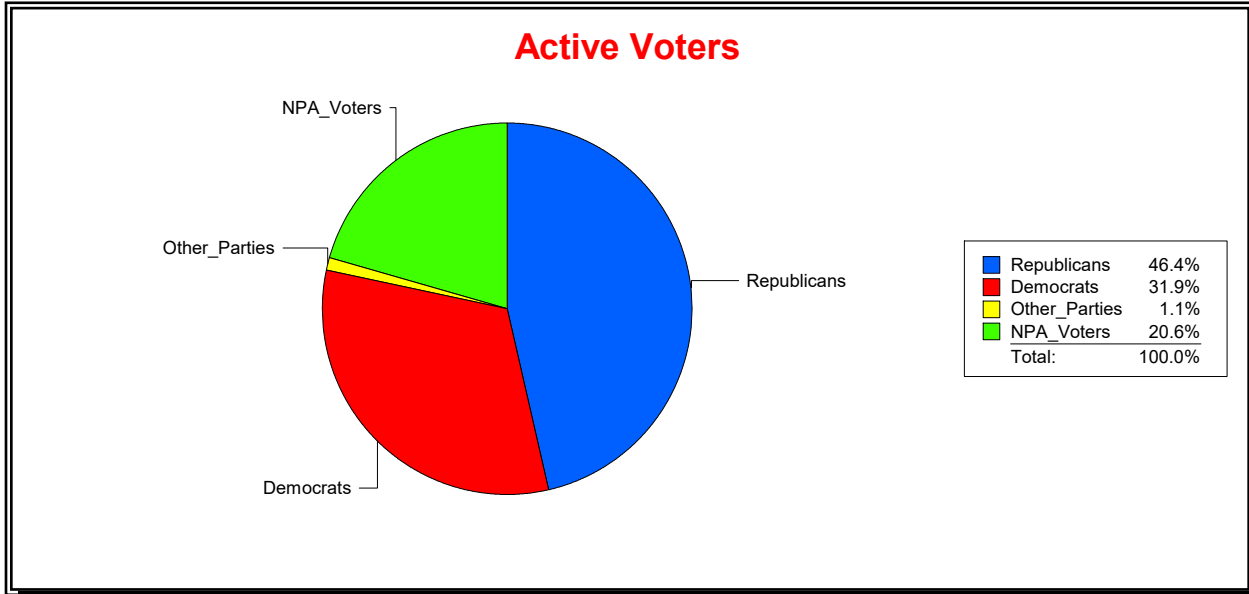
Time 08:16 AM

Graphs of District Registration

Active Registered Voters

Inactive Voters

| District | Total | Dems | Reps | NonP | Other | Total | Dems | Reps | NonP | Other |
|----------------------|-------|------|------|------|-------|-------|------|------|------|-------|
| TR-PAR PK & REC DIST | 549 | 175 | 255 | 113 | 6 | 23 | 7 | 9 | 7 | 0 |



Ron Turner

Supervisor of Elections

Sarasota County, FL

Date 12/1/2021

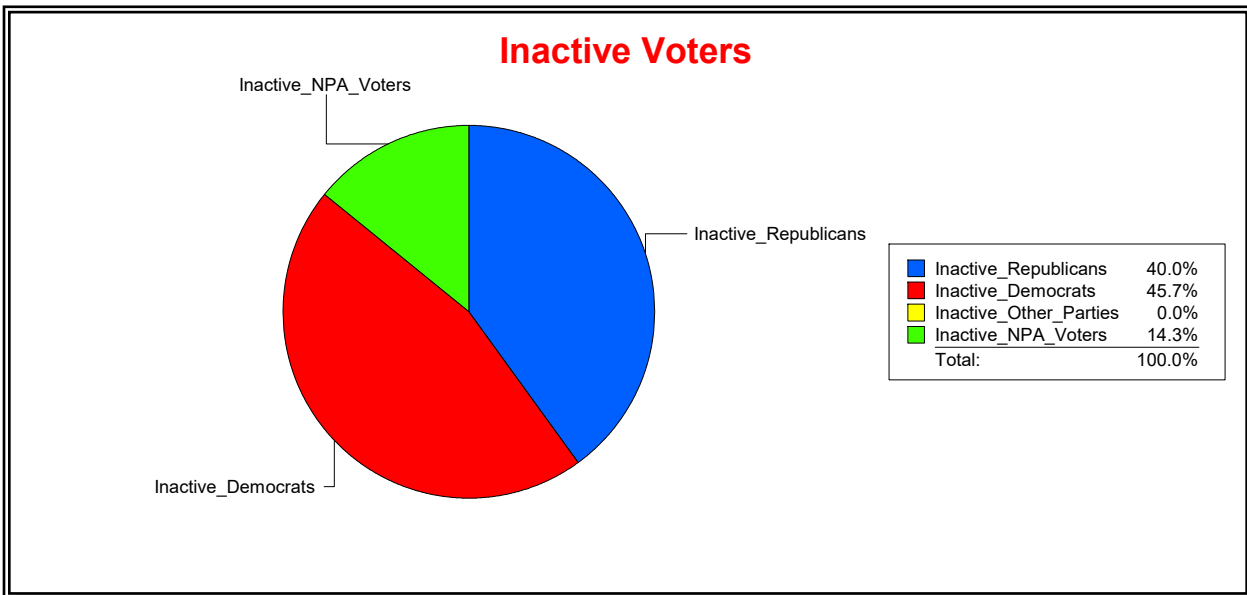
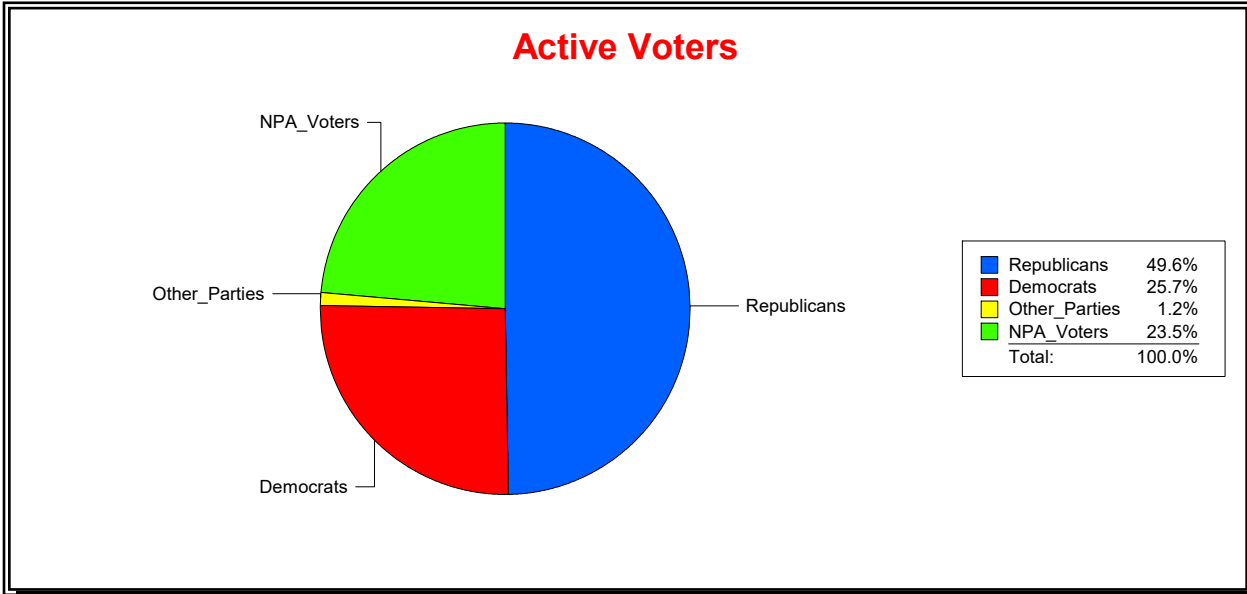
Time 08:16 AM

Graphs of District Registration

Active Registered Voters

Inactive Voters

| District | Total | Dems | Reps | NonP | Other | Total | Dems | Reps | NonP | Other |
|--------------|-------|------|------|------|-------|-------|------|------|------|-------|
| VENETIAN CDD | 1,972 | 507 | 979 | 463 | 23 | 35 | 16 | 14 | 5 | 0 |



Ron Turner

Supervisor of Elections

Sarasota County, FL

Date 12/1/2021

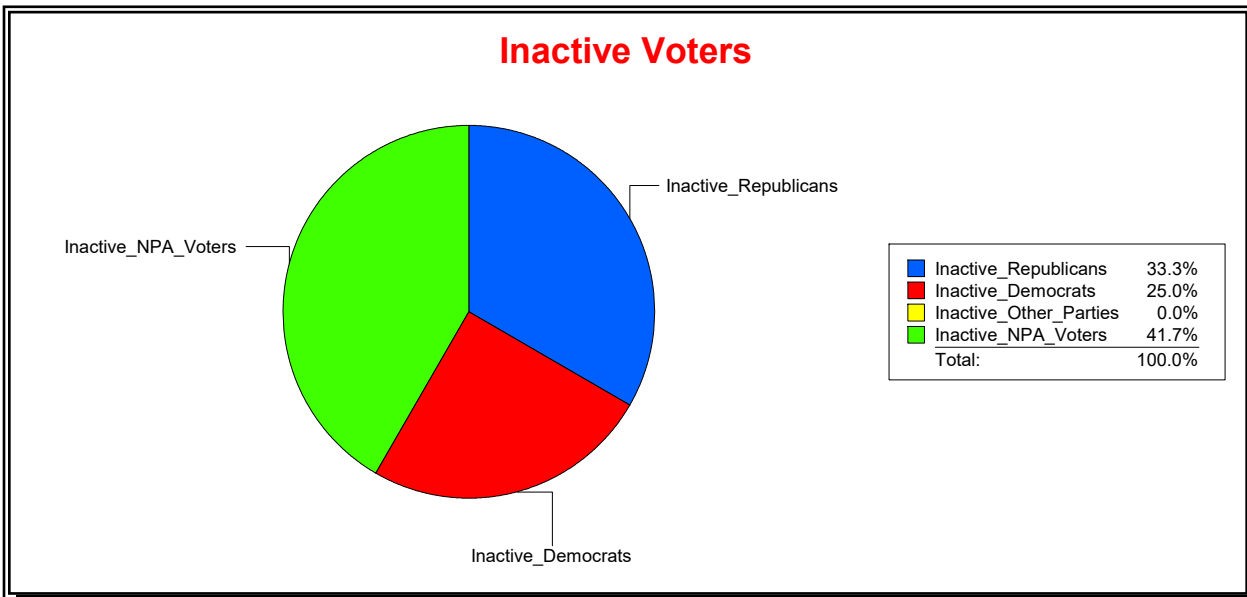
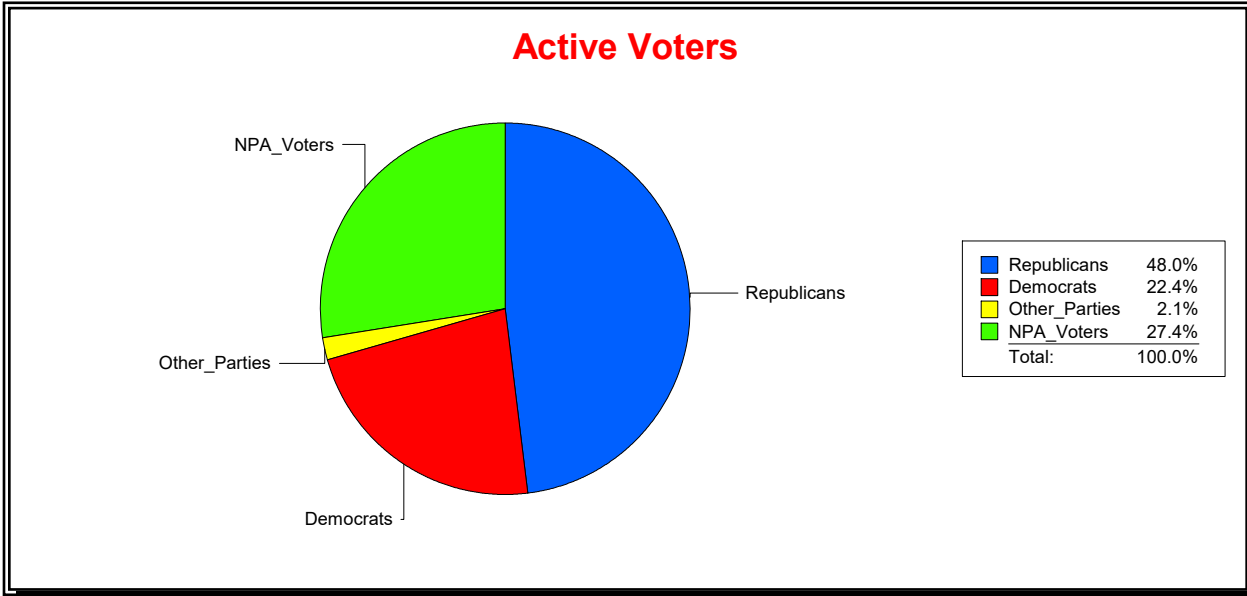
Time 08:16 AM

Graphs of District Registration

Active Registered Voters

Inactive Voters

| <u>District</u> | <u>Total</u> | <u>Dems</u> | <u>Reps</u> | <u>NonP</u> | <u>Other</u> | <u>Total</u> | <u>Dems</u> | <u>Reps</u> | <u>NonP</u> | <u>Other</u> |
|----------------------|--------------|-------------|-------------|-------------|--------------|--------------|-------------|-------------|-------------|--------------|
| WOODLANDS CDD | 1,445 | 324 | 694 | 396 | 31 | 12 | 3 | 4 | 5 | 0 |



Ron Turner

Supervisor of Elections

Sarasota County, FL

Date 12/1/2021

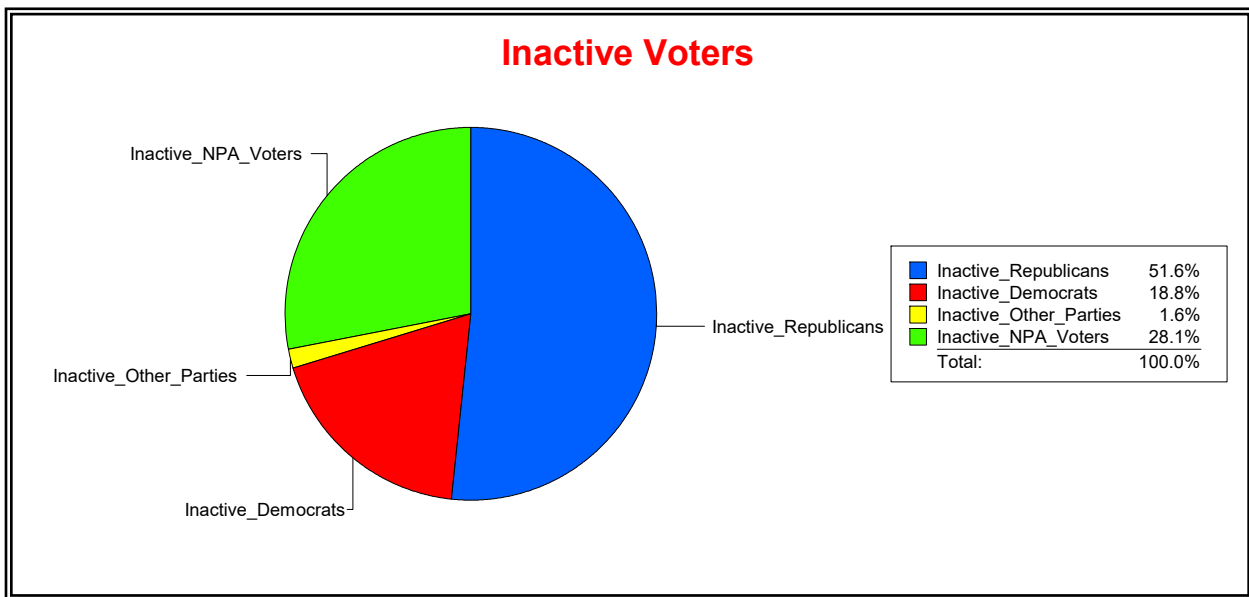
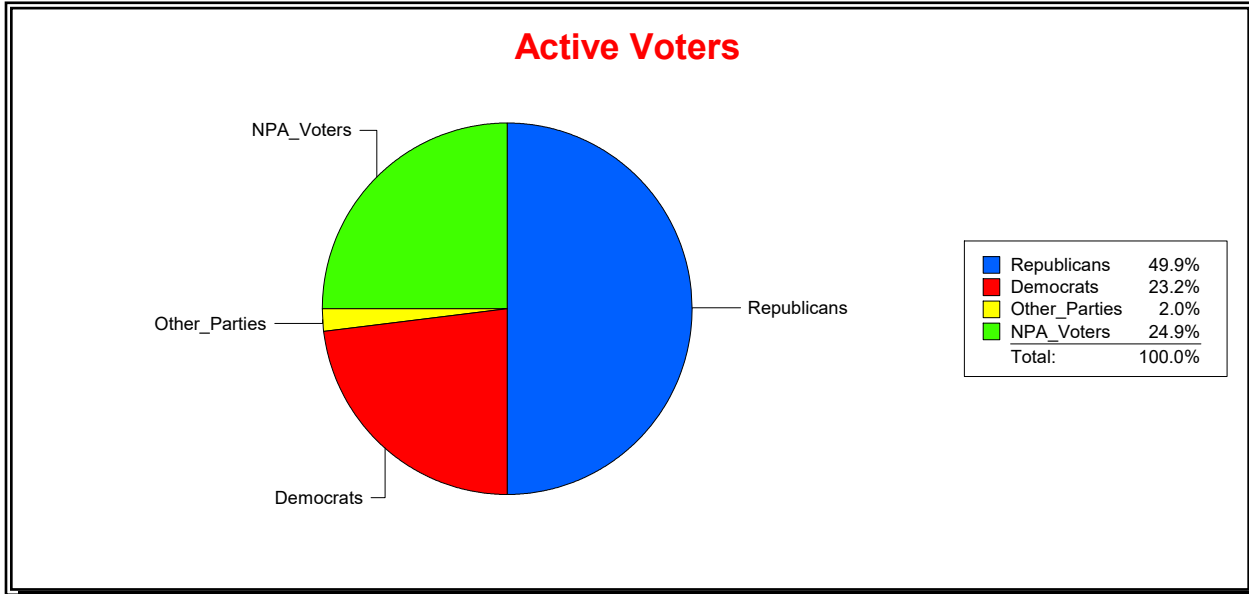
Time 08:16 AM

Graphs of District Registration

Active Registered Voters

Inactive Voters

| District | Total | Dems | Reps | NonP | Other | Total | Dems | Reps | NonP | Other |
|-------------------|-------|-------|-------|-------|-------|-------|------|------|------|-------|
| WEST VILLAGES CDD | 7,099 | 1,646 | 3,542 | 1,771 | 140 | 64 | 12 | 33 | 18 | 1 |



Ron Turner

Supervisor of Elections

Sarasota County, FL

Date 12/1/2021

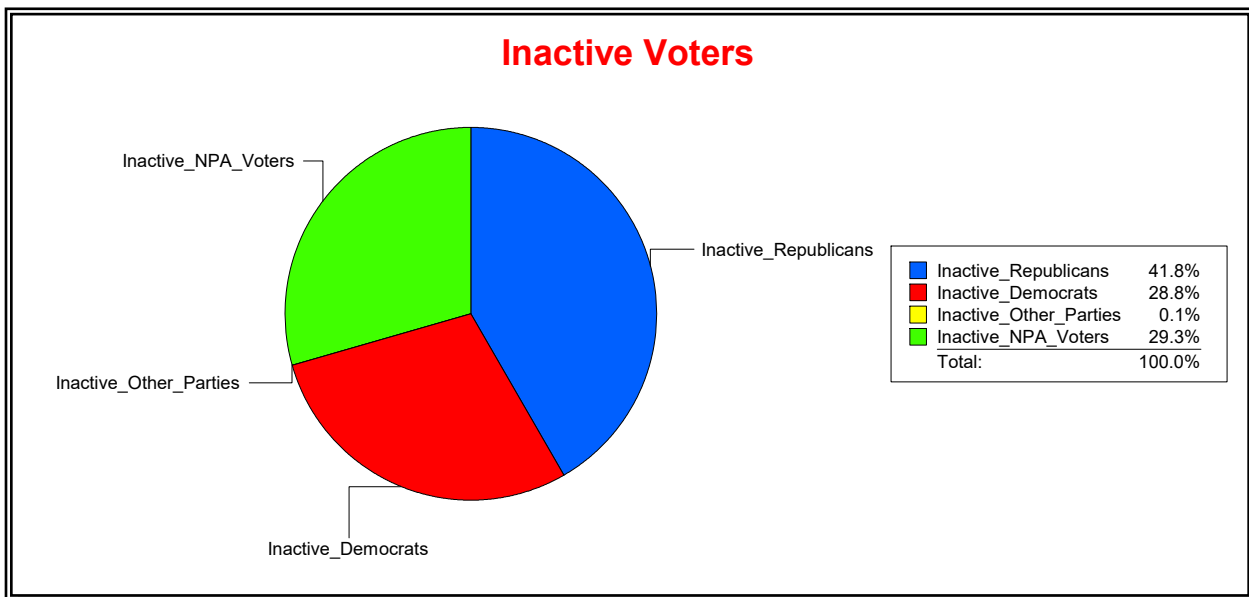
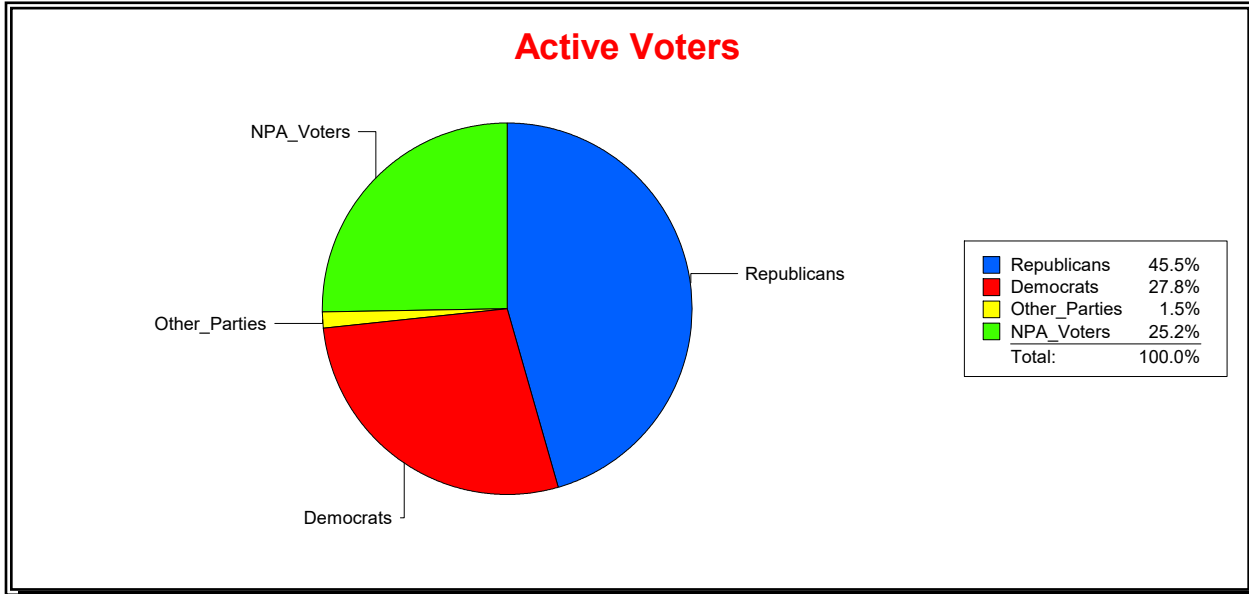
Time 08:16 AM

Graphs of District Registration

Active Registered Voters

Inactive Voters

| <u>District</u> | <u>Total</u> | <u>Dems</u> | <u>Reps</u> | <u>NonP</u> | <u>Other</u> | <u>Total</u> | <u>Dems</u> | <u>Reps</u> | <u>NonP</u> | <u>Other</u> |
|-----------------|--------------|-------------|-------------|-------------|--------------|--------------|-------------|-------------|-------------|--------------|
| VENICE | 22,381 | 6,213 | 10,193 | 5,634 | 341 | 747 | 215 | 312 | 219 | 1 |



Ron Turner

Supervisor of Elections

Sarasota County, FL

Date 12/1/2021

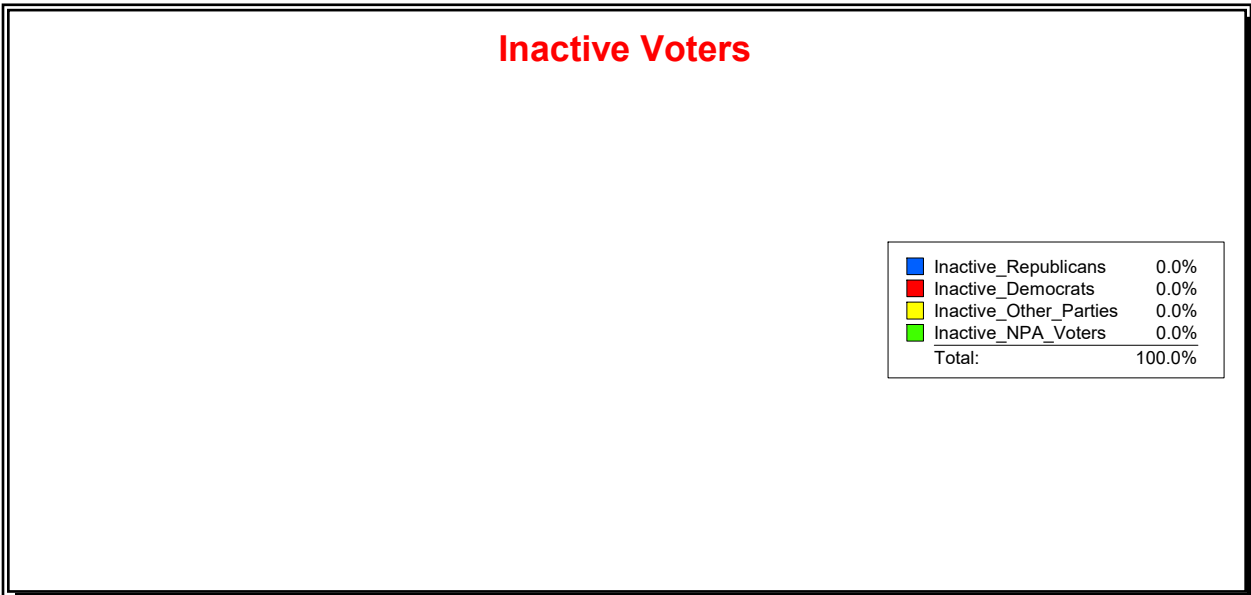

Time 08:16 AM

Graphs of District Registration

Active Registered Voters

Inactive Voters

| <u>District</u> | <u>Total</u> | <u>Dems</u> | <u>Reps</u> | <u>NonP</u> | <u>Other</u> | <u>Total</u> | <u>Dems</u> | <u>Reps</u> | <u>NonP</u> | <u>Other</u> |
|-----------------|--------------|-------------|-------------|-------------|--------------|--------------|-------------|-------------|-------------|--------------|
| VENICE | 0 | 0 | 0 | 0 | 0 | 0 | 0 | 0 | 0 | 0 |



Ron Turner

Supervisor of Elections

Sarasota County, FL

Date 12/1/2021

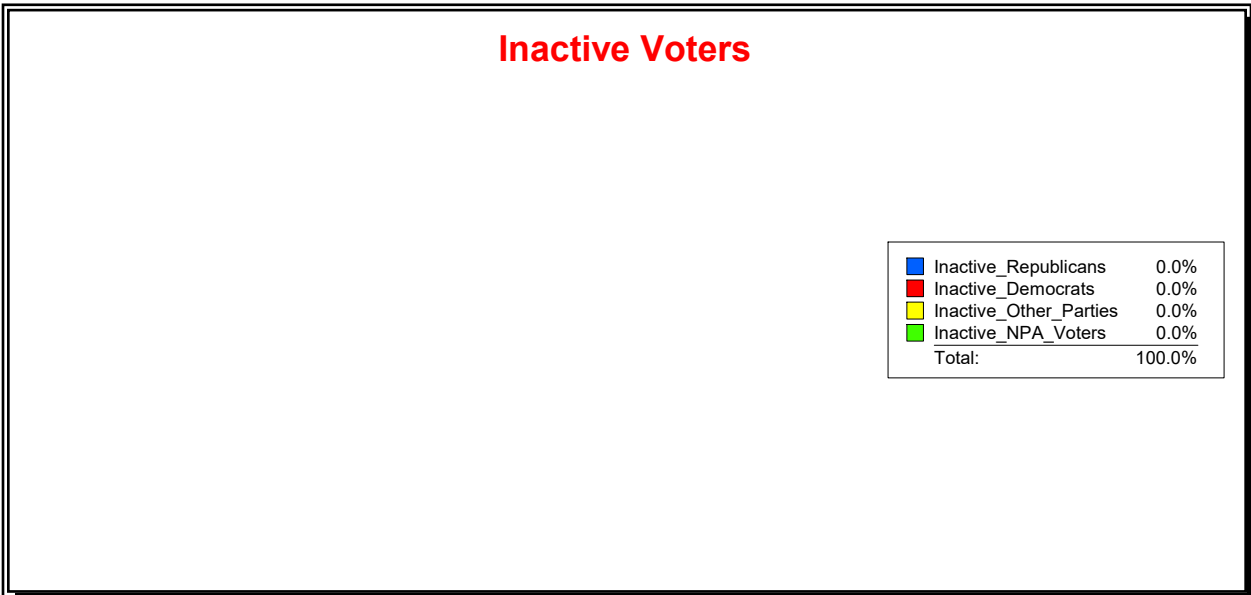

Time 08:16 AM

Graphs of District Registration

Active Registered Voters

Inactive Voters

| <u>District</u> | <u>Total</u> | <u>Dems</u> | <u>Reps</u> | <u>NonP</u> | <u>Other</u> | <u>Total</u> | <u>Dems</u> | <u>Reps</u> | <u>NonP</u> | <u>Other</u> |
|-----------------|--------------|-------------|-------------|-------------|--------------|--------------|-------------|-------------|-------------|--------------|
| VENICE | 0 | 0 | 0 | 0 | 0 | 0 | 0 | 0 | 0 | 0 |



Ron Turner

Supervisor of Elections

Sarasota County, FL

Date 12/1/2021

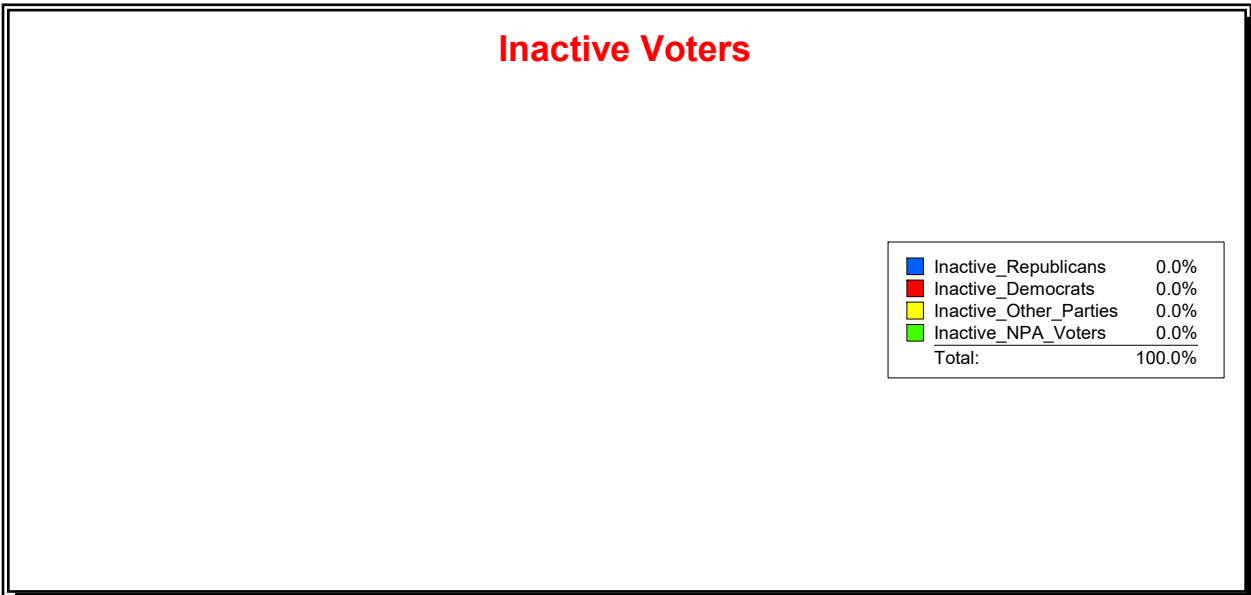

Time 08:16 AM

Graphs of District Registration

Active Registered Voters

Inactive Voters

| <u>District</u> | <u>Total</u> | <u>Dems</u> | <u>Reps</u> | <u>NonP</u> | <u>Other</u> | <u>Total</u> | <u>Dems</u> | <u>Reps</u> | <u>NonP</u> | <u>Other</u> |
|-----------------|--------------|-------------|-------------|-------------|--------------|--------------|-------------|-------------|-------------|--------------|
| VENICE | 0 | 0 | 0 | 0 | 0 | 0 | 0 | 0 | 0 | 0 |



Ron Turner

Supervisor of Elections

Sarasota County, FL

Date 12/1/2021

Time 08:16 AM

Graphs of District Registration

Active Registered Voters

Inactive Voters

| <u>District</u> | <u>Total</u> | <u>Dems</u> | <u>Reps</u> | <u>NonP</u> | <u>Other</u> | <u>Total</u> | <u>Dems</u> | <u>Reps</u> | <u>NonP</u> | <u>Other</u> |
|-----------------|--------------|-------------|-------------|-------------|--------------|--------------|-------------|-------------|-------------|--------------|
| VENICE | 0 | 0 | 0 | 0 | 0 | 0 | 0 | 0 | 0 | 0 |



Ron Turner

Supervisor of Elections

Sarasota County, FL

Date 12/1/2021

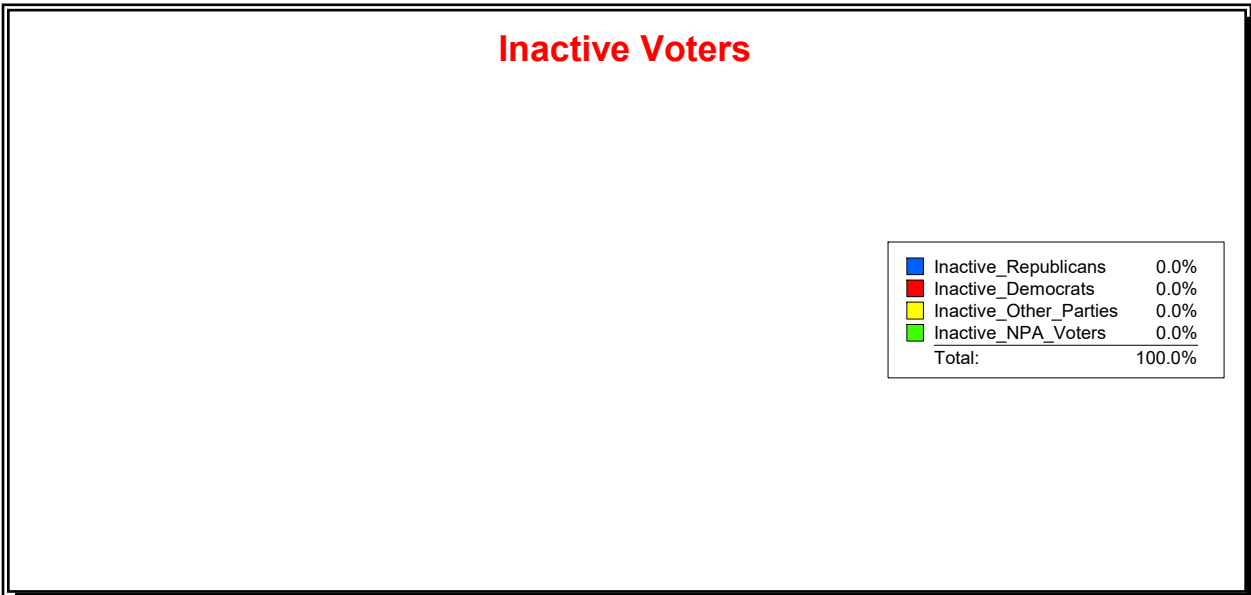

Time 08:16 AM

Graphs of District Registration

Active Registered Voters

Inactive Voters

| <u>District</u> | <u>Total</u> | <u>Dems</u> | <u>Reps</u> | <u>NonP</u> | <u>Other</u> | <u>Total</u> | <u>Dems</u> | <u>Reps</u> | <u>NonP</u> | <u>Other</u> |
|-----------------|--------------|-------------|-------------|-------------|--------------|--------------|-------------|-------------|-------------|--------------|
| VENICE | 0 | 0 | 0 | 0 | 0 | 0 | 0 | 0 | 0 | 0 |



Ron Turner

Supervisor of Elections

Sarasota County, FL

Date 12/1/2021

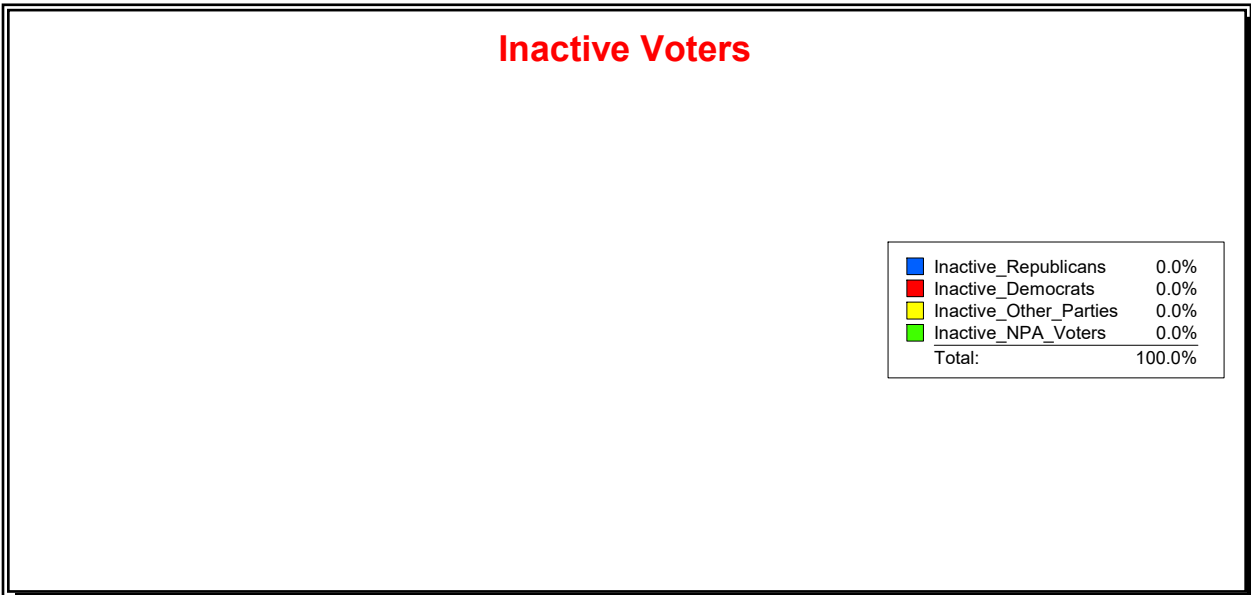

Time 08:16 AM

Graphs of District Registration

Active Registered Voters

Inactive Voters

| <u>District</u> | <u>Total</u> | <u>Dems</u> | <u>Reps</u> | <u>NonP</u> | <u>Other</u> | <u>Total</u> | <u>Dems</u> | <u>Reps</u> | <u>NonP</u> | <u>Other</u> |
|-----------------|--------------|-------------|-------------|-------------|--------------|--------------|-------------|-------------|-------------|--------------|
| VENICE | 0 | 0 | 0 | 0 | 0 | 0 | 0 | 0 | 0 | 0 |



Ron Turner

Supervisor of Elections

Sarasota County, FL

Date 12/1/2021

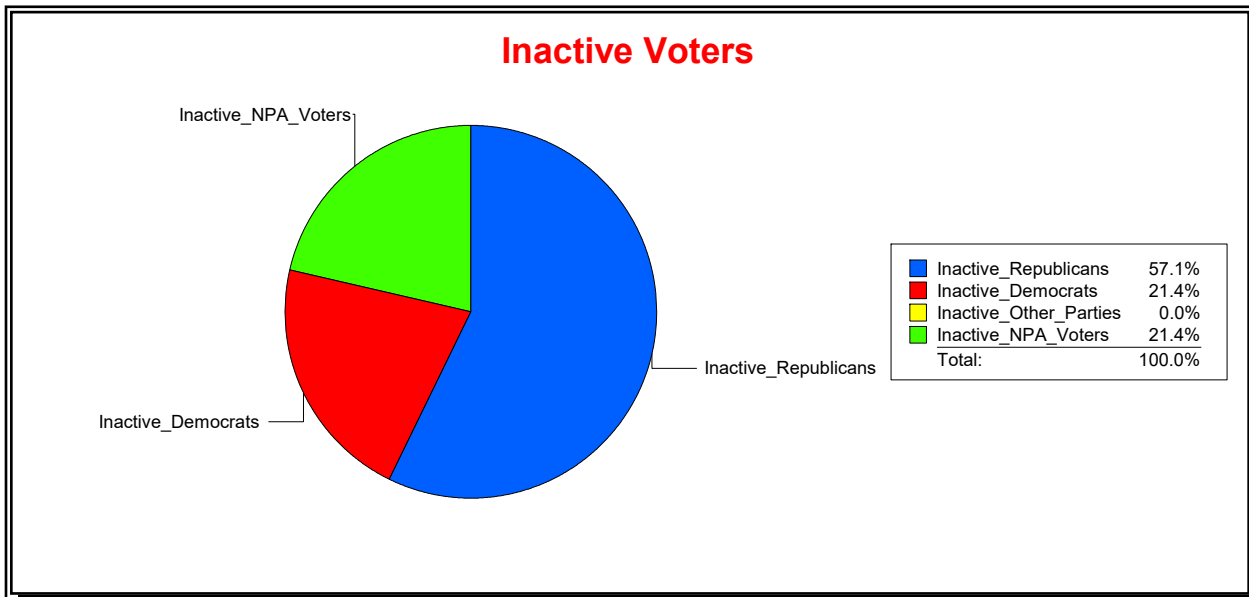
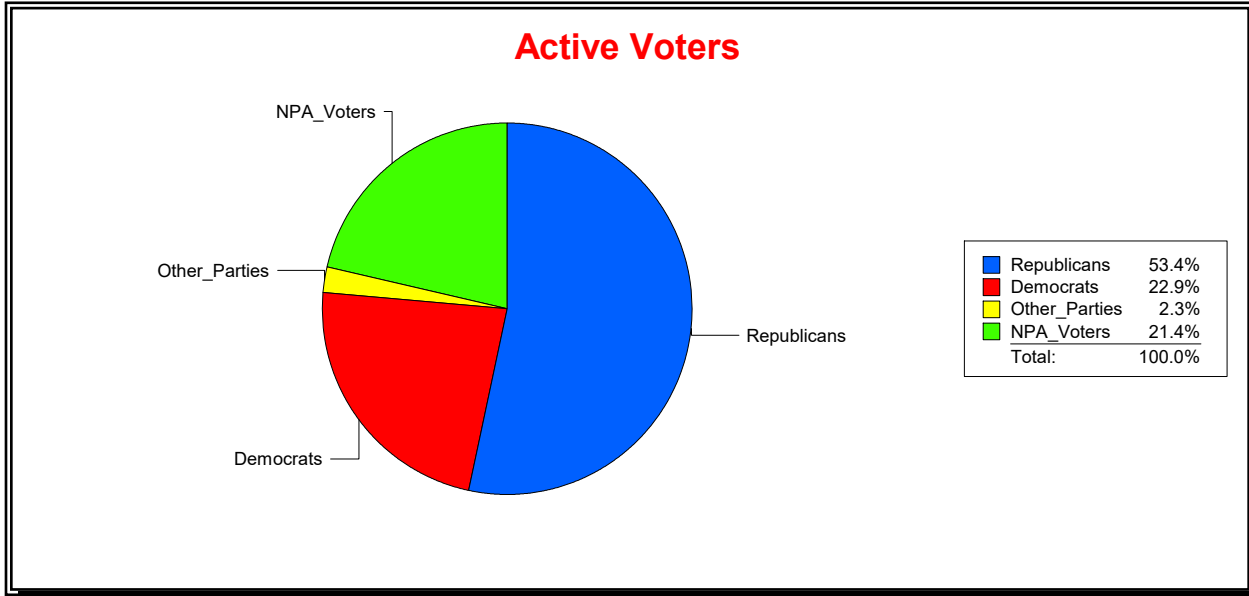
Time 08:16 AM

Graphs of District Registration

Active Registered Voters

Inactive Voters

| District | Total | Dems | Reps | NonP | Other | Total | Dems | Reps | NonP | Other |
|----------------|-------|------|------|------|-------|-------|------|------|------|-------|
| LONGBOAT KEY 1 | 1,491 | 341 | 796 | 319 | 35 | 14 | 3 | 8 | 3 | 0 |



Ron Turner

Supervisor of Elections

Sarasota County, FL

Date 12/1/2021

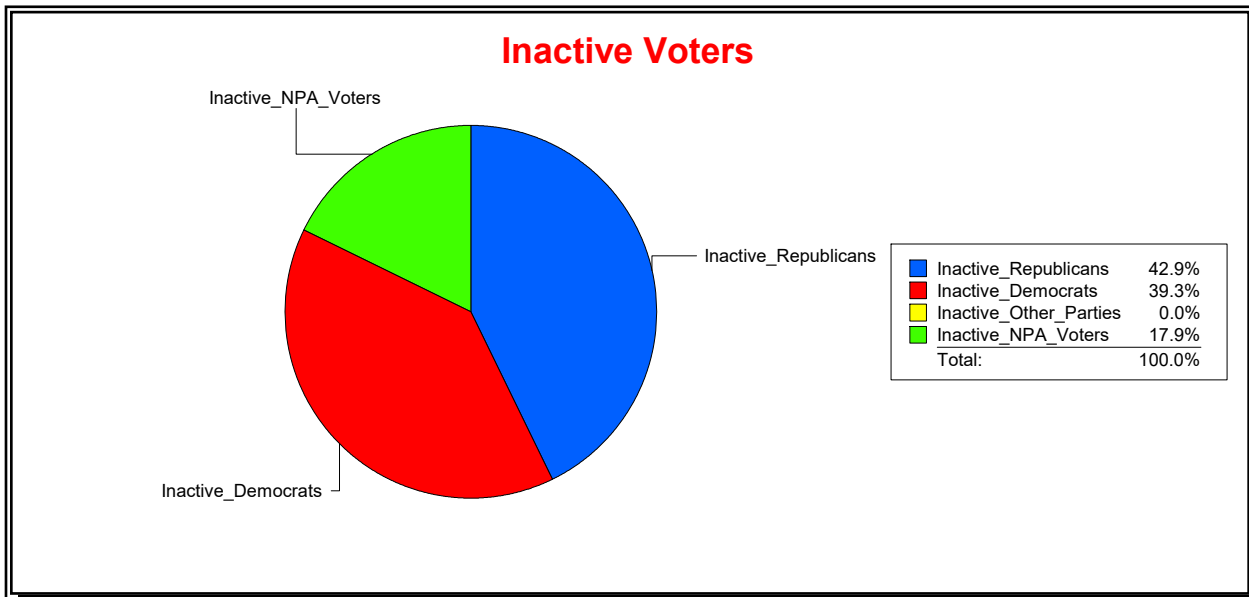
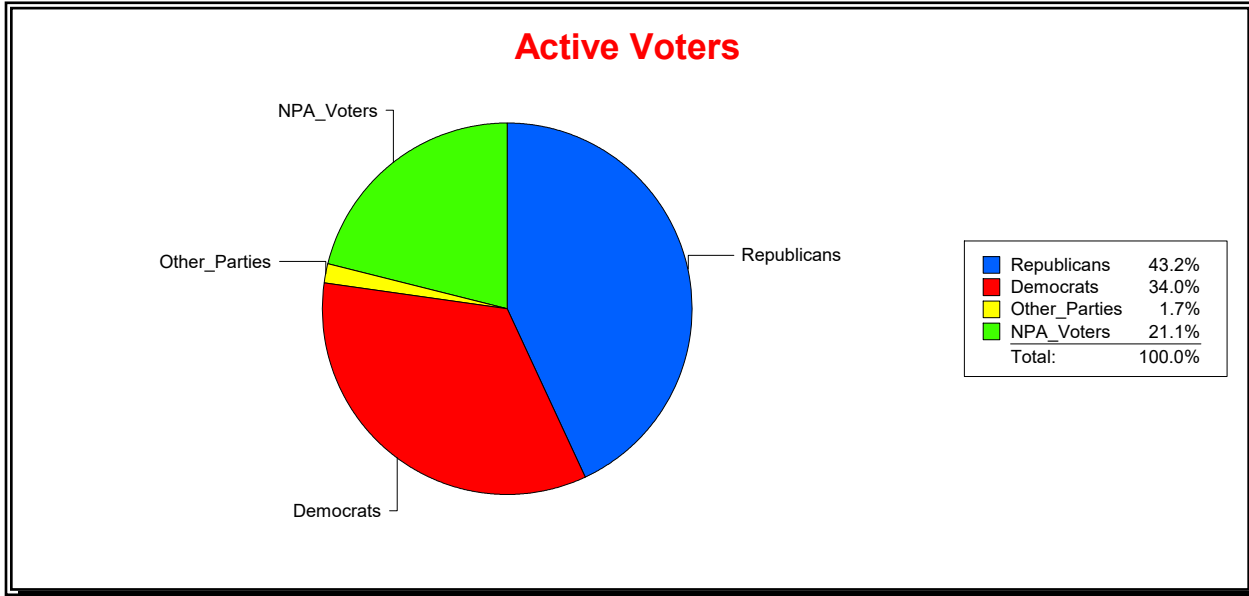
Time 08:16 AM

Graphs of District Registration

Active Registered Voters

Inactive Voters

| District | Total | Dems | Reps | NonP | Other | Total | Dems | Reps | NonP | Other |
|----------------|-------|------|------|------|-------|-------|------|------|------|-------|
| LONGBOAT KEY 2 | 1,387 | 471 | 599 | 293 | 24 | 28 | 11 | 12 | 5 | 0 |



Ron Turner

Supervisor of Elections

Sarasota County, FL

Date 12/1/2021

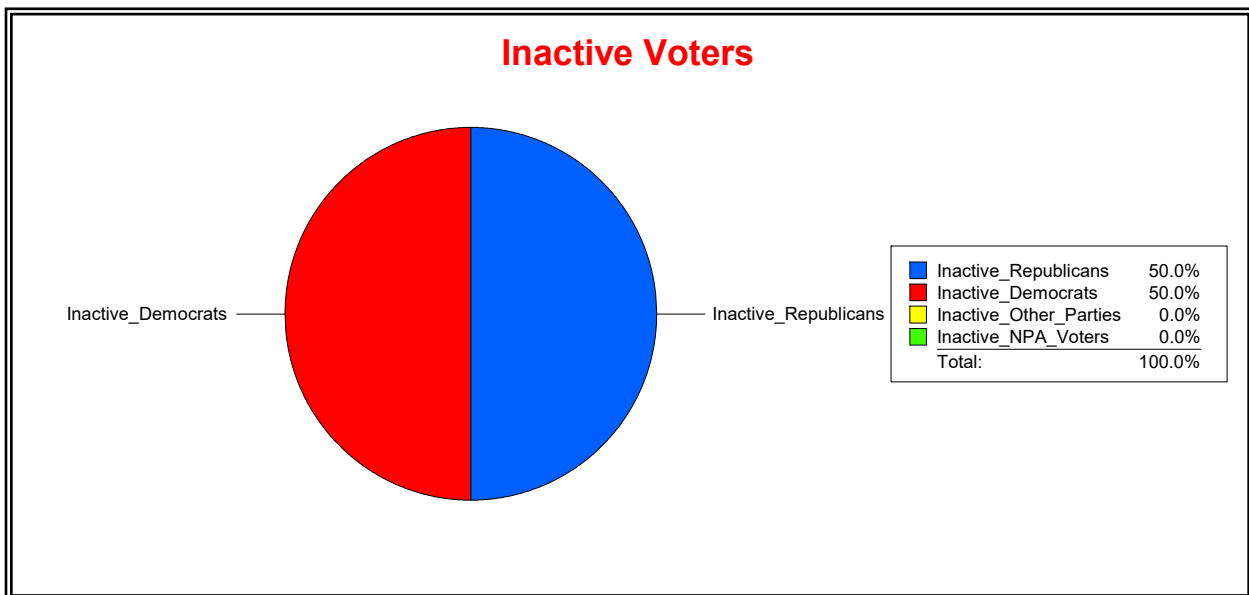
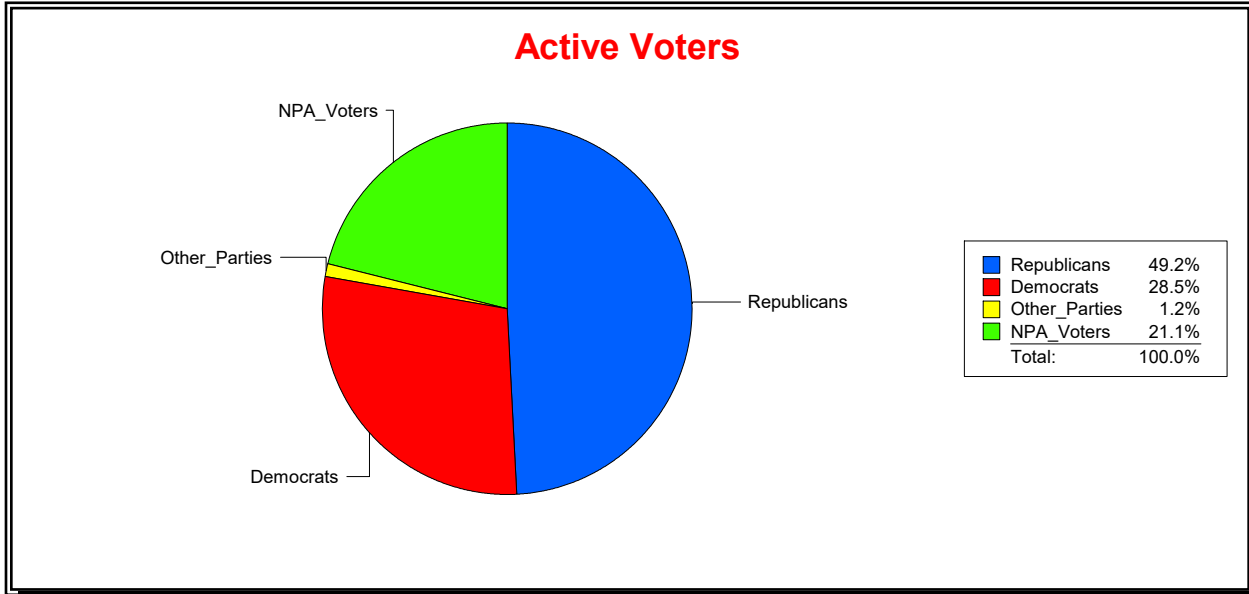
Time 08:16 AM

Graphs of District Registration

Active Registered Voters

Inactive Voters

| District | Total | Dems | Reps | NonP | Other | Total | Dems | Reps | NonP | Other |
|----------------|-------|------|------|------|-------|-------|------|------|------|-------|
| LONGBOAT KEY 3 | 1,530 | 436 | 752 | 323 | 19 | 18 | 9 | 9 | 0 | 0 |



Ron Turner

Supervisor of Elections

Sarasota County, FL

Date 12/1/2021

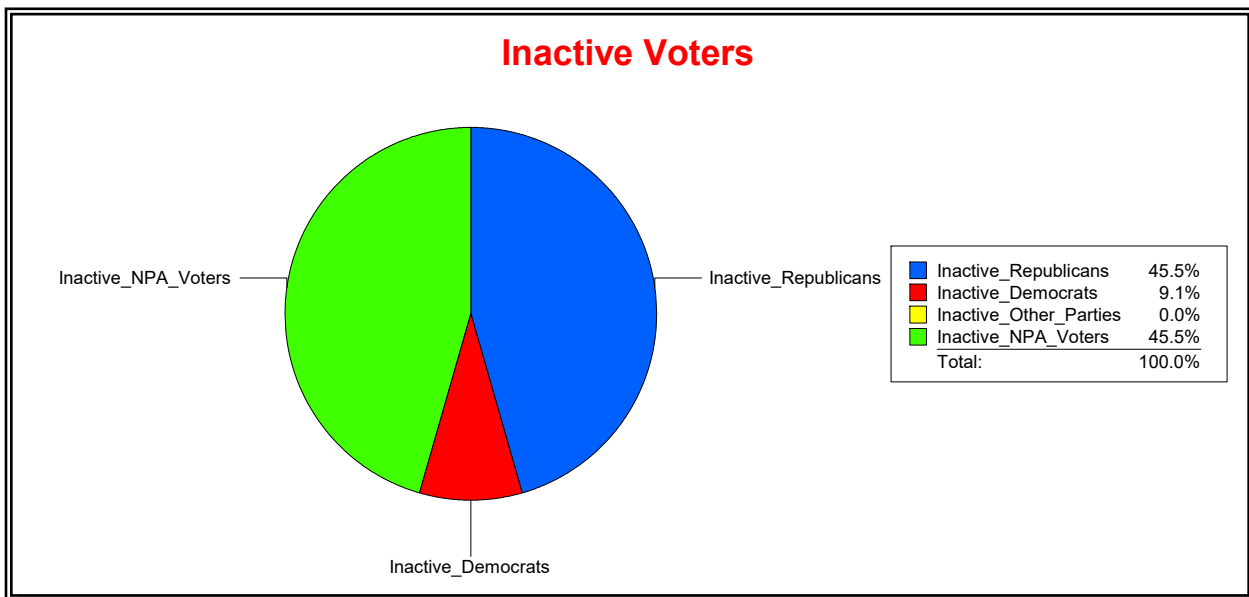
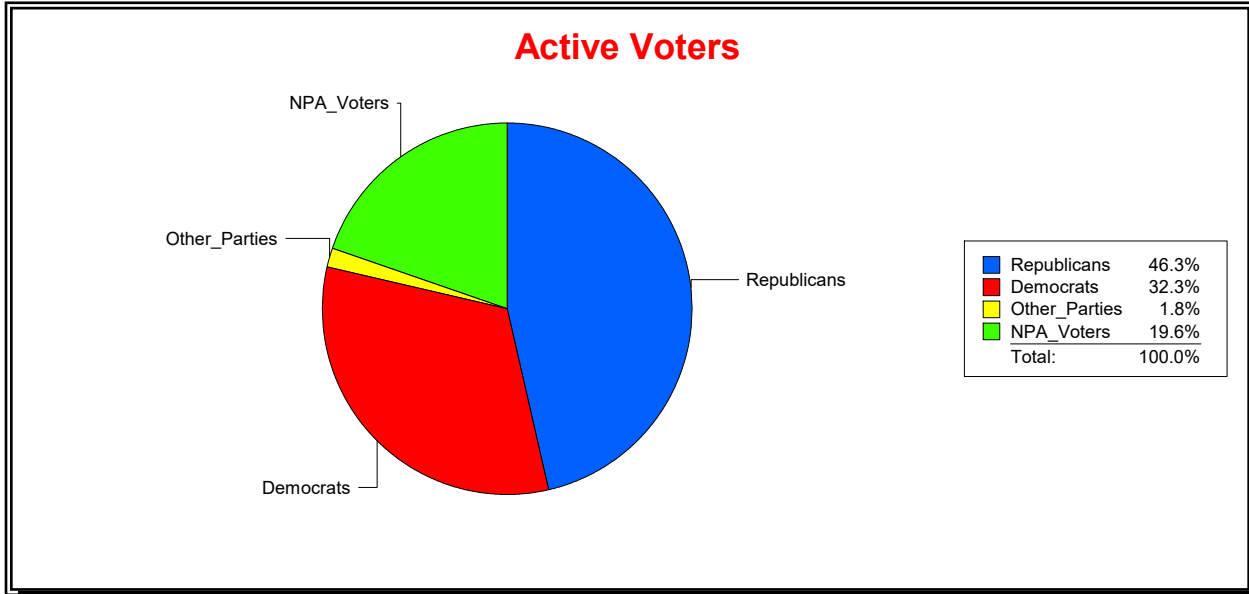
Time 08:16 AM

Graphs of District Registration

Active Registered Voters

Inactive Voters

| District | Total | Dems | Reps | NonP | Other | Total | Dems | Reps | NonP | Other |
|----------------|-------|------|------|------|-------|-------|------|------|------|-------|
| LONGBOAT KEY 4 | 434 | 140 | 201 | 85 | 8 | 11 | 1 | 5 | 5 | 0 |



Ron Turner

Supervisor of Elections

Sarasota County, FL

Date 12/1/2021

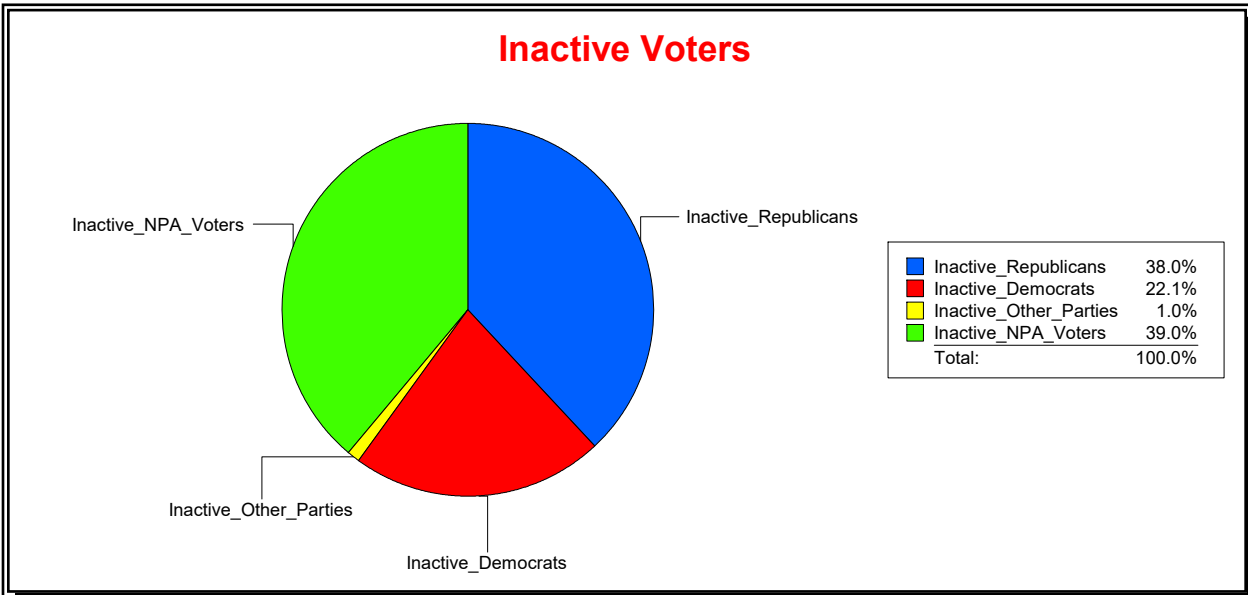
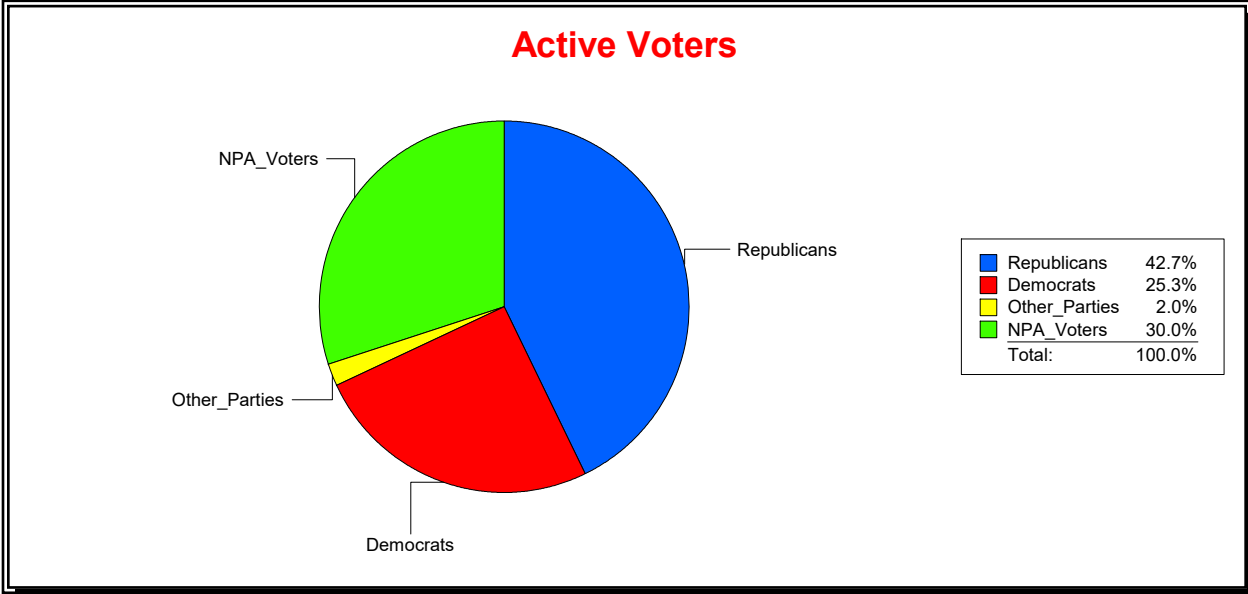
Time 08:16 AM

Graphs of District Registration

Active Registered Voters

Inactive Voters

| <u>District</u> | <u>Total</u> | <u>Dems</u> | <u>Reps</u> | <u>NonP</u> | <u>Other</u> | <u>Total</u> | <u>Dems</u> | <u>Reps</u> | <u>NonP</u> | <u>Other</u> |
|---------------------|--------------|-------------|-------------|-------------|--------------|--------------|-------------|-------------|-------------|--------------|
| NORTH PORT 1 | 10,573 | 2,677 | 4,512 | 3,175 | 209 | 308 | 68 | 117 | 120 | 3 |



Ron Turner

Supervisor of Elections

Sarasota County, FL

Date 12/1/2021

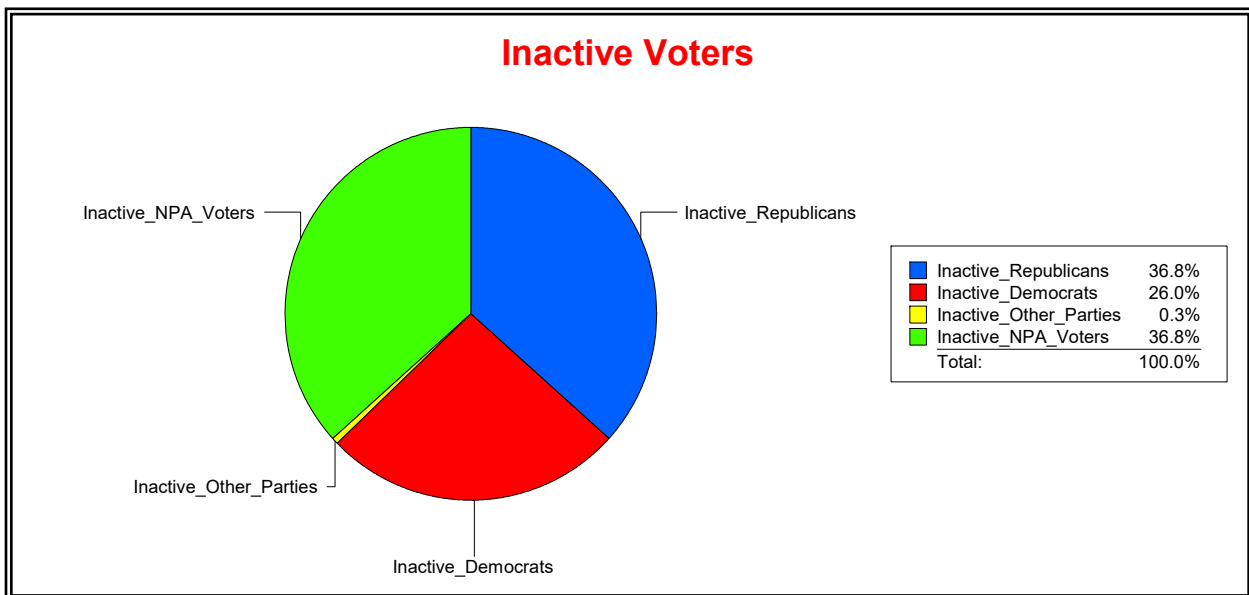
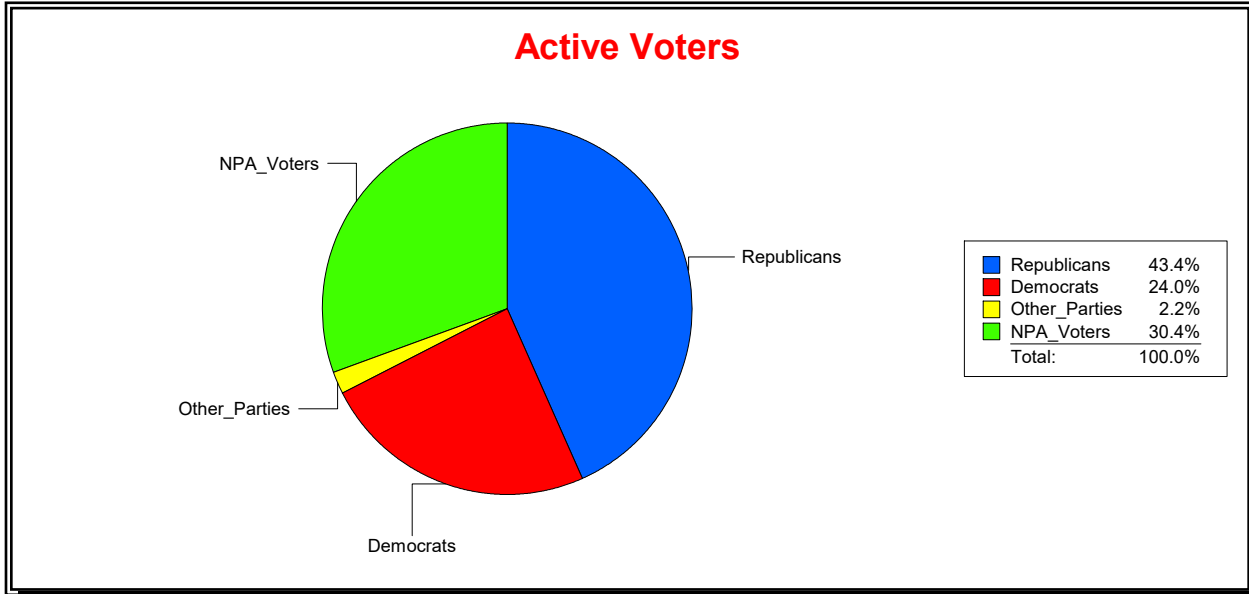
Time 08:16 AM

Graphs of District Registration

Active Registered Voters

Inactive Voters

| <u>District</u> | <u>Total</u> | <u>Dems</u> | <u>Reps</u> | <u>NonP</u> | <u>Other</u> | <u>Total</u> | <u>Dems</u> | <u>Reps</u> | <u>NonP</u> | <u>Other</u> |
|---------------------|--------------|-------------|-------------|-------------|--------------|--------------|-------------|-------------|-------------|--------------|
| NORTH PORT 2 | 12,227 | 2,935 | 5,308 | 3,720 | 264 | 288 | 75 | 106 | 106 | 1 |



Ron Turner

Supervisor of Elections

Sarasota County, FL

Date 12/1/2021

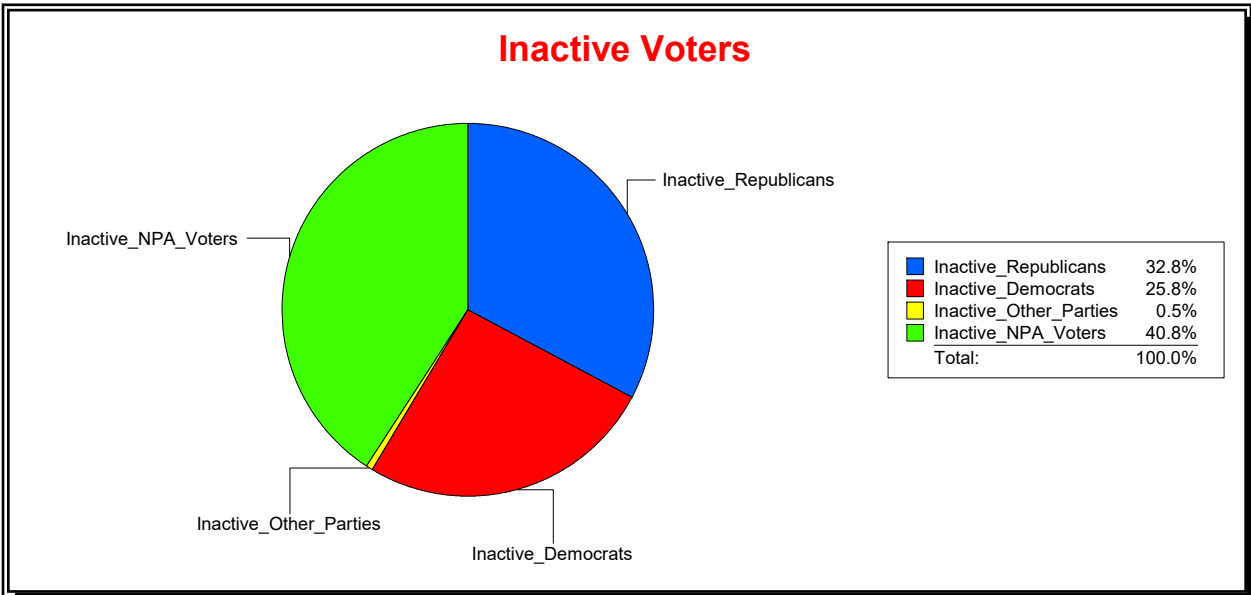
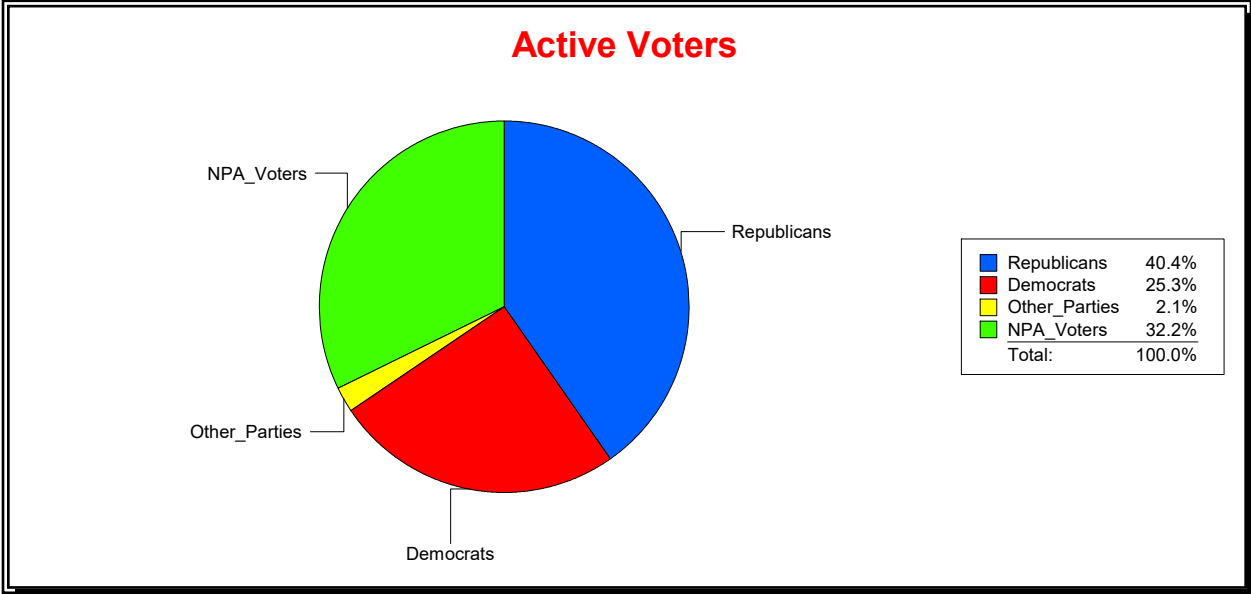
Time 08:16 AM

Graphs of District Registration

Active Registered Voters

Inactive Voters

| <u>District</u> | <u>Total</u> | <u>Dems</u> | <u>Reps</u> | <u>NonP</u> | <u>Other</u> | <u>Total</u> | <u>Dems</u> | <u>Reps</u> | <u>NonP</u> | <u>Other</u> |
|---------------------|--------------|-------------|-------------|-------------|--------------|--------------|-------------|-------------|-------------|--------------|
| NORTH PORT 3 | 10,558 | 2,671 | 4,263 | 3,401 | 223 | 387 | 100 | 127 | 158 | 2 |



Ron Turner

Supervisor of Elections

Sarasota County, FL

Date 12/1/2021

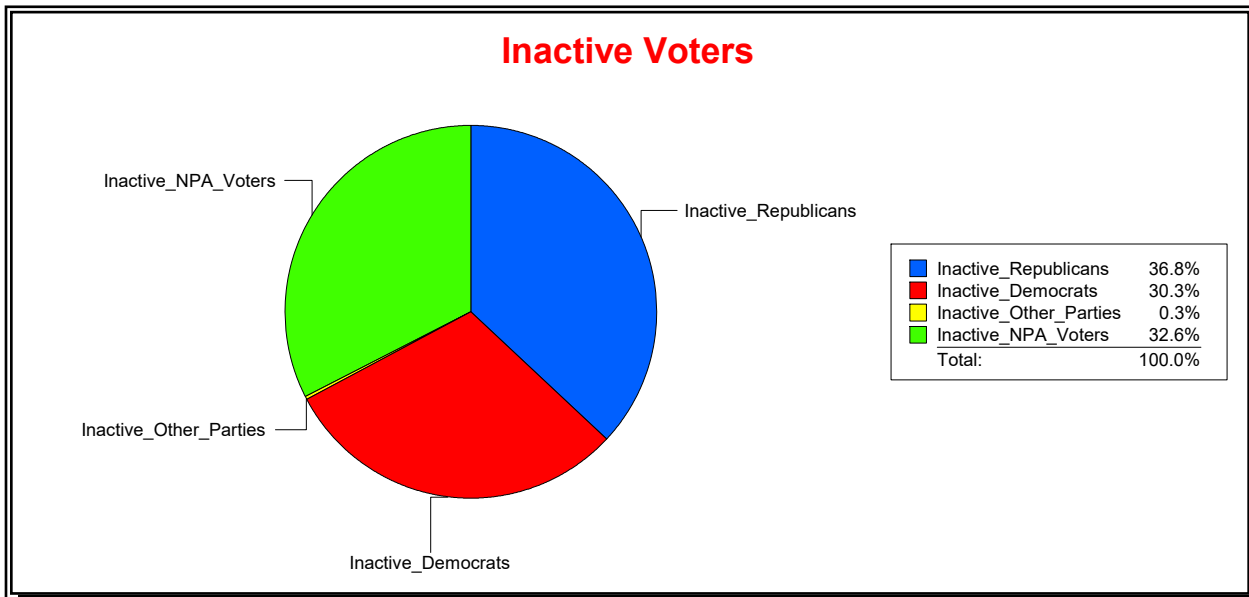
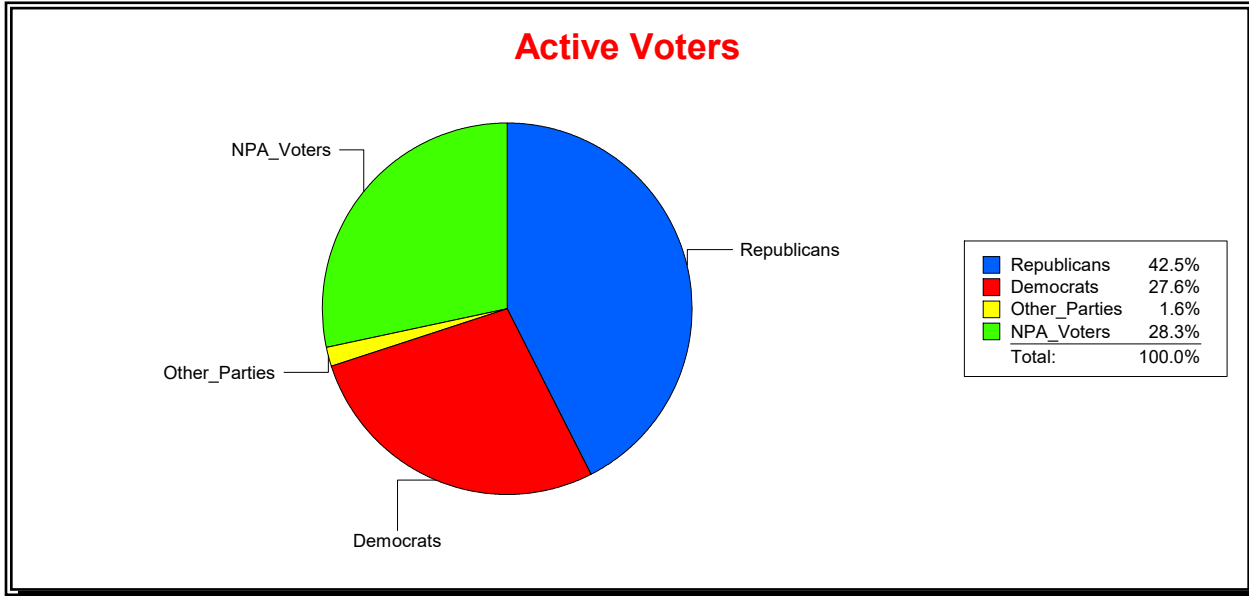
Time 08:16 AM

Graphs of District Registration

Active Registered Voters

Inactive Voters

| <u>District</u> | <u>Total</u> | <u>Dems</u> | <u>Reps</u> | <u>NonP</u> | <u>Other</u> | <u>Total</u> | <u>Dems</u> | <u>Reps</u> | <u>NonP</u> | <u>Other</u> |
|---------------------|--------------|-------------|-------------|-------------|--------------|--------------|-------------|-------------|-------------|--------------|
| NORTH PORT 4 | 9,300 | 2,571 | 3,950 | 2,628 | 151 | 353 | 107 | 130 | 115 | 1 |



Ron Turner

Supervisor of Elections

Sarasota County, FL

Date 12/1/2021

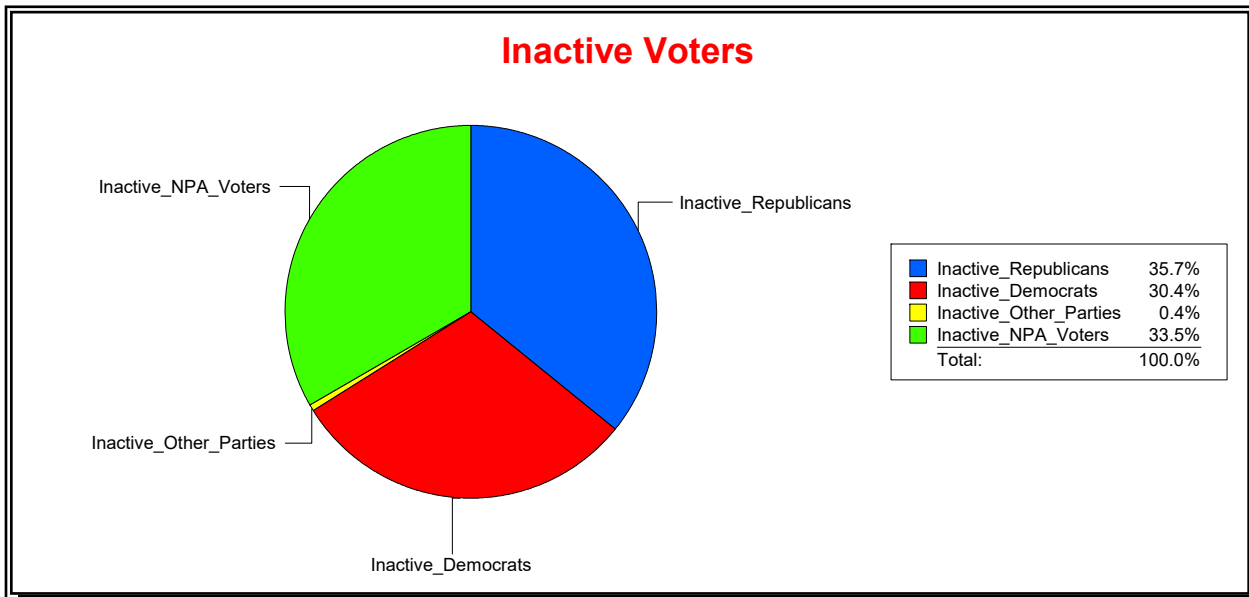
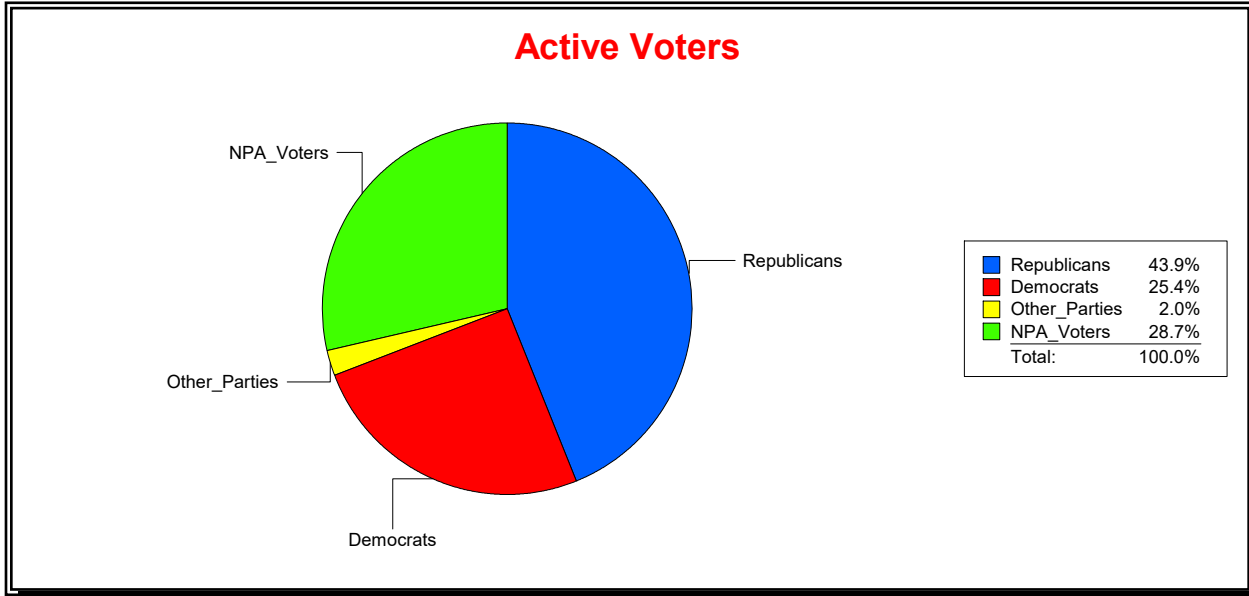
Time 08:16 AM

Graphs of District Registration

Active Registered Voters

Inactive Voters

| <u>District</u> | <u>Total</u> | <u>Dems</u> | <u>Reps</u> | <u>NonP</u> | <u>Other</u> | <u>Total</u> | <u>Dems</u> | <u>Reps</u> | <u>NonP</u> | <u>Other</u> |
|---------------------|--------------|-------------|-------------|-------------|--------------|--------------|-------------|-------------|-------------|--------------|
| NORTH PORT 5 | 16,446 | 4,180 | 7,216 | 4,718 | 332 | 493 | 150 | 176 | 165 | 2 |



Ron Turner

Supervisor of Elections

Sarasota County, FL

Date 12/1/2021

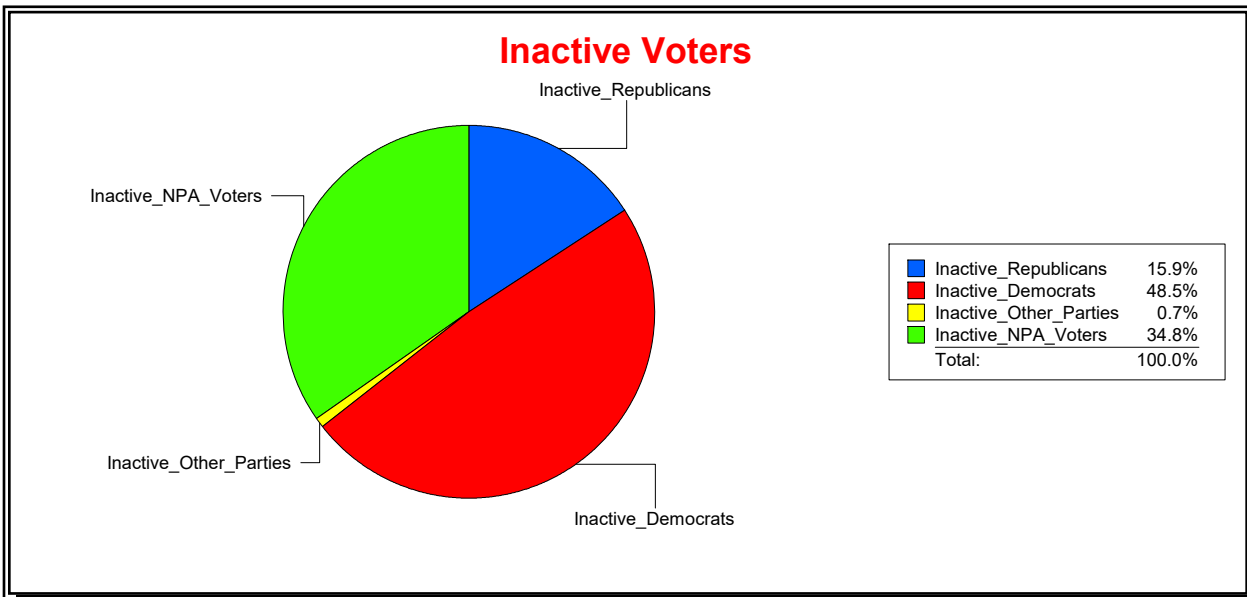
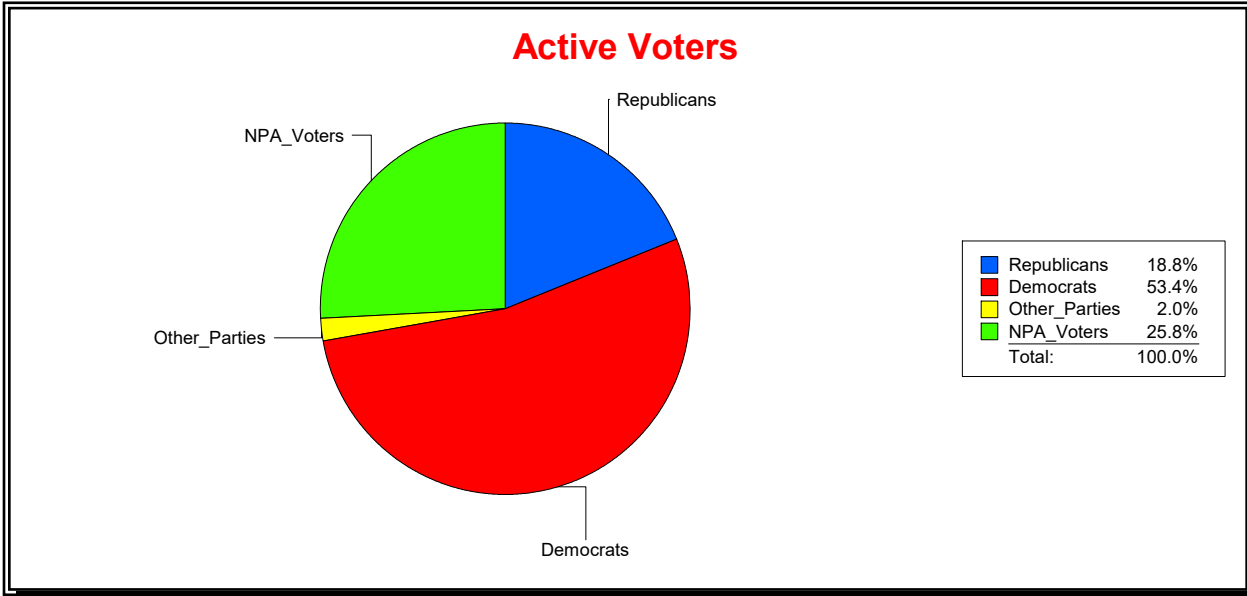
Time 08:16 AM

Graphs of District Registration

Active Registered Voters

Inactive Voters

| <u>District</u> | <u>Total</u> | <u>Dems</u> | <u>Reps</u> | <u>NonP</u> | <u>Other</u> | <u>Total</u> | <u>Dems</u> | <u>Reps</u> | <u>NonP</u> | <u>Other</u> |
|-------------------|--------------|-------------|-------------|-------------|--------------|--------------|-------------|-------------|-------------|--------------|
| SARASOTA 1 | 11,927 | 6,365 | 2,239 | 3,079 | 244 | 408 | 198 | 65 | 142 | 3 |



Ron Turner

Supervisor of Elections

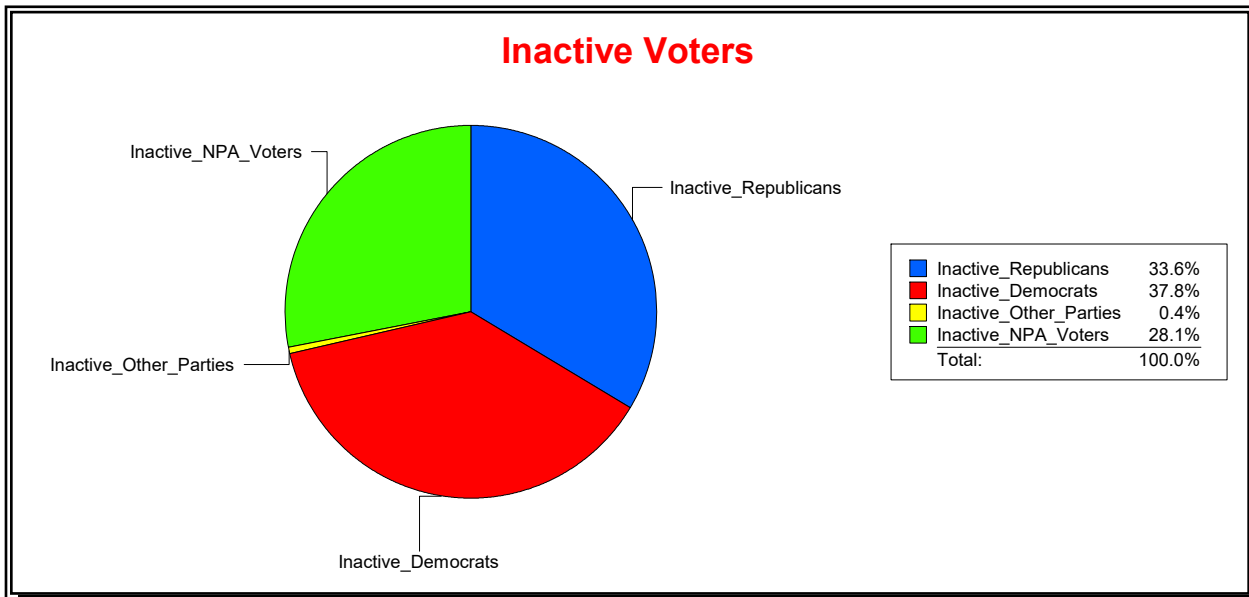
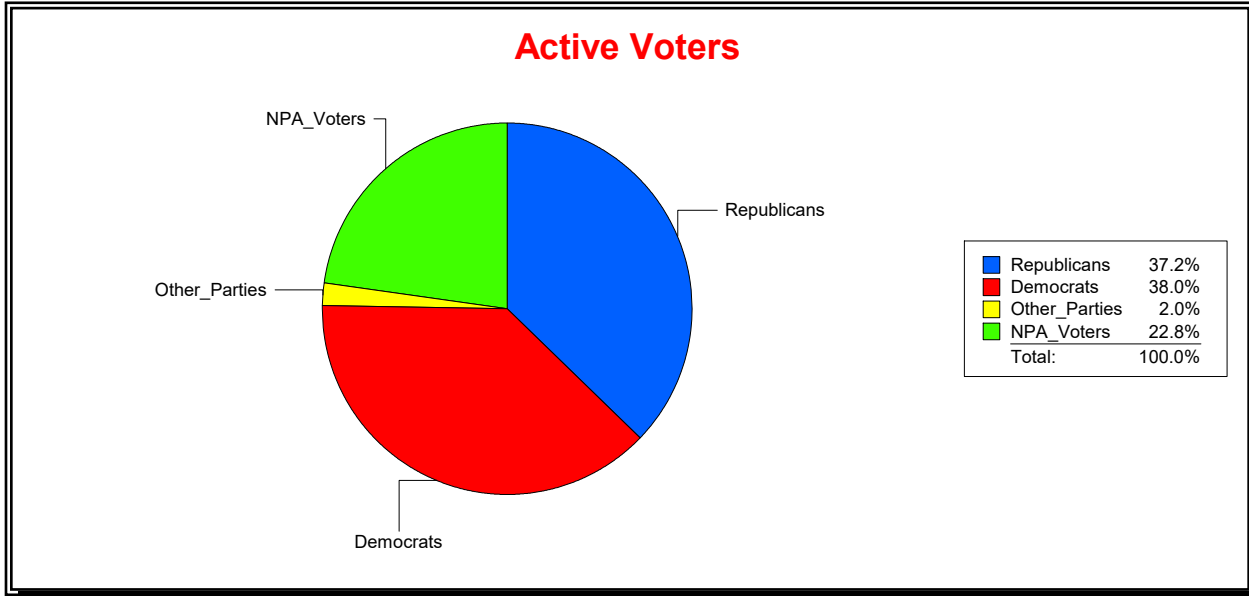
Sarasota County, FL

Date 12/1/2021

Time 08:16 AM

Graphs of District Registration

| District | Active Registered Voters | | | | | Inactive Voters | | | | |
|-------------------|--------------------------|-------|-------|-------|-------|-----------------|------|------|------|-------|
| | Total | Dems | Reps | NonP | Other | Total | Dems | Reps | NonP | Other |
| SARASOTA 2 | 17,587 | 6,679 | 6,545 | 4,013 | 350 | 473 | 179 | 159 | 133 | 2 |



Ron Turner

Supervisor of Elections

Sarasota County, FL

Date 12/1/2021

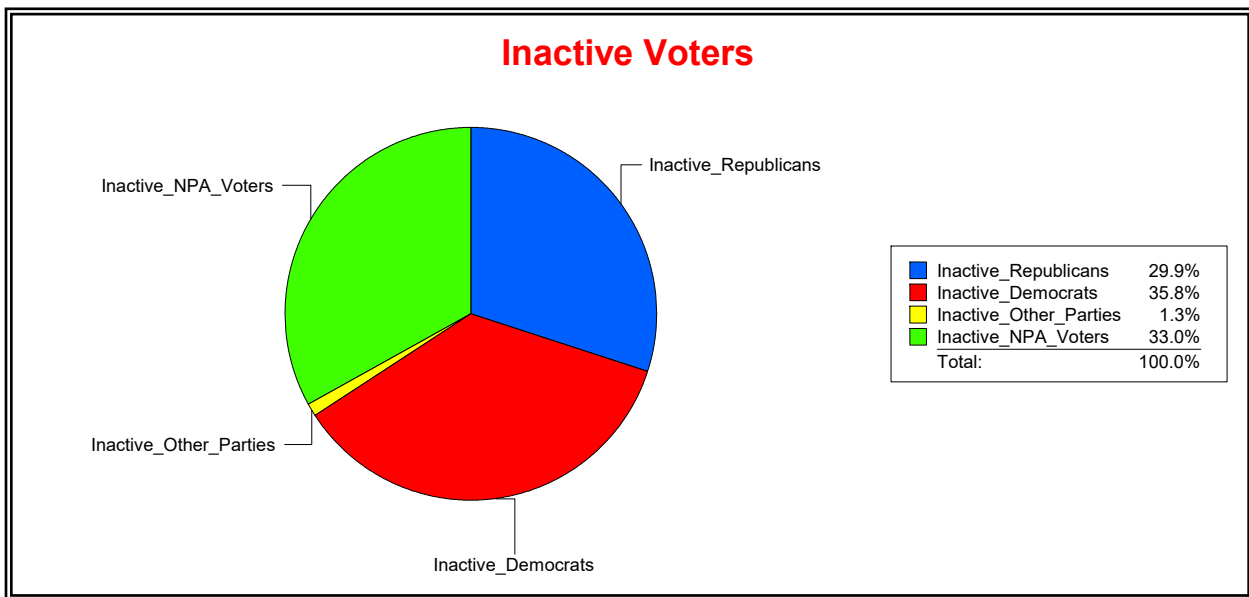
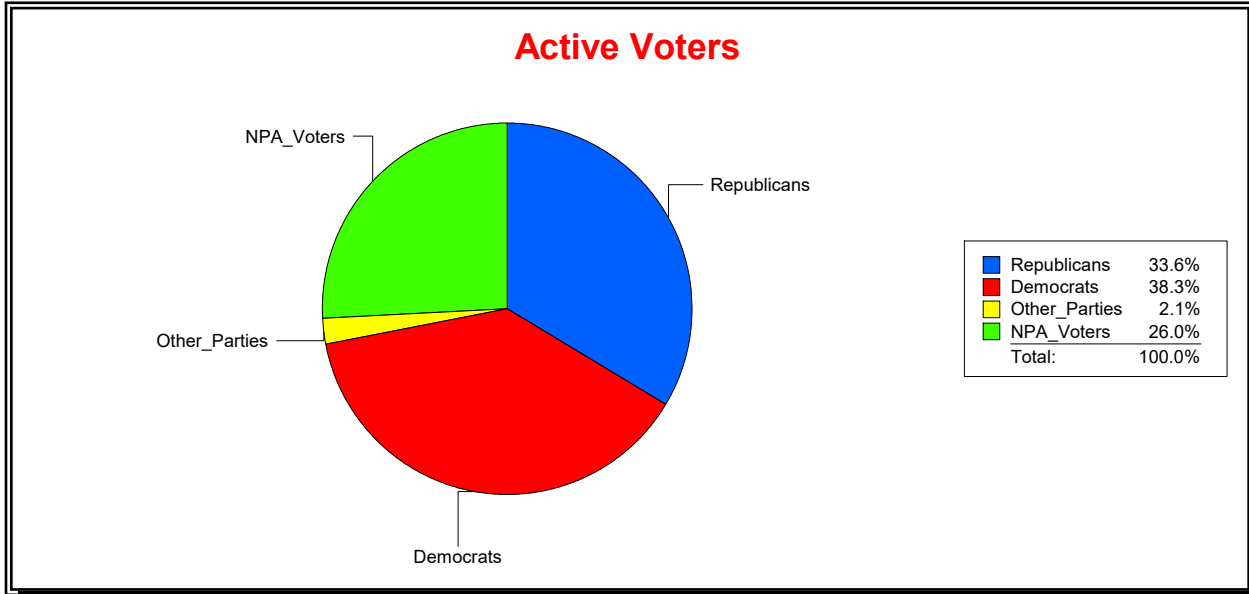
Time 08:16 AM

Graphs of District Registration

Active Registered Voters

Inactive Voters

| <u>District</u> | <u>Total</u> | <u>Dems</u> | <u>Reps</u> | <u>NonP</u> | <u>Other</u> | <u>Total</u> | <u>Dems</u> | <u>Reps</u> | <u>NonP</u> | <u>Other</u> |
|-------------------|--------------|-------------|-------------|-------------|--------------|--------------|-------------|-------------|-------------|--------------|
| SARASOTA 3 | 11,471 | 4,392 | 3,858 | 2,979 | 242 | 391 | 140 | 117 | 129 | 5 |



Ron Turner

Supervisor of Elections

Sarasota County, FL

Date 12/1/2021

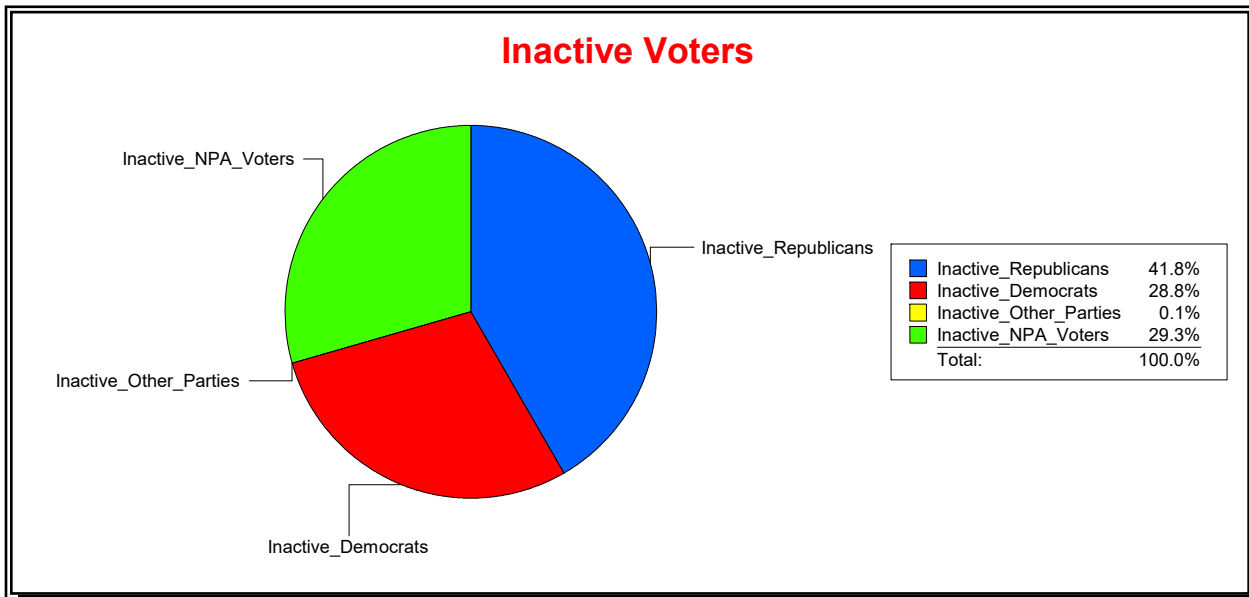
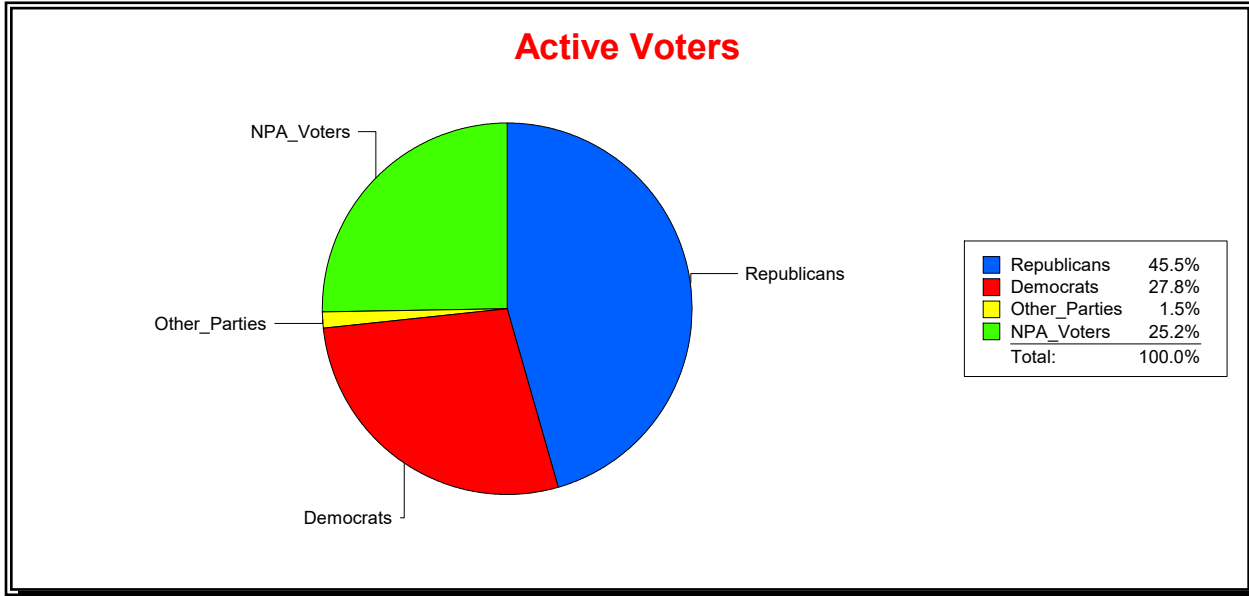
Time 08:16 AM

Graphs of District Registration

Active Registered Voters

Inactive Voters

| District | Total | Dems | Reps | NonP | Other | Total | Dems | Reps | NonP | Other |
|----------|--------|-------|--------|-------|-------|-------|------|------|------|-------|
| VENICE 1 | 22,381 | 6,213 | 10,193 | 5,634 | 341 | 747 | 215 | 312 | 219 | 1 |



Ron Turner

Supervisor of Elections

Sarasota County, FL

Date 12/1/2021

Time 08:16 AM

Graphs of District Registration

Active Registered Voters

Inactive Voters

| <u>District</u> | <u>Total</u> | <u>Dems</u> | <u>Reps</u> | <u>NonP</u> | <u>Other</u> | <u>Total</u> | <u>Dems</u> | <u>Reps</u> | <u>NonP</u> | <u>Other</u> |
|-----------------|--------------|-------------|-------------|-------------|--------------|--------------|-------------|-------------|-------------|--------------|
|-----------------|--------------|-------------|-------------|-------------|--------------|--------------|-------------|-------------|-------------|--------------|